The background is a vibrant, abstract composition of overlapping circles and shapes in shades of blue, teal, yellow, orange, pink, and purple. Some circles are solid, while others have dashed white outlines, creating a sense of depth and movement. The overall aesthetic is modern and artistic.

Begin your
lifetime of
quilting
enjoyment



QUILT FOREVER!

Awaken your inner quilt artist

Handcrafted in the U.S., with the quilter in mind, APQS longarm quilting machines are simple to use, easy to maintain and backed by an industry-leading Lifetime Warranty on parts and labor.

Discover how you can take your passion for quilting to the next level with an APQS quilting machine. Learn how APQS will help you unleash your inner artist and help you quilt inspired.



Table of Contents

Lifetime Warranty	4
Millie 30	5
Millie	6
Freddie	7
Lucey	8
Lenni	9
Ellie & Standard Table	10
Ellie & Halo Table	11
Demo Machines	12
Preowned Machines	13
Comfort Table	14
Deluxe Table	15
Standard Table	16
Halo Table	17
Quilt Path Pro	18
Quilt Path Essentials.....	19
Machine Features	20
Compare Machines	25



● Rest easy with our **Lifetime Warranty**

Lifetime warranty

APQS longarm quilting machines and tables are fully warranted to the original owner and up to 2 additional owners listed at time of purchase, against defects in materials and workmanship for the lifetime of the product. If a machine ever fails due to a manufacturing defect – even after extended use – we will repair or replace the machine, free of charge.

Lifetime customer support

Your relationship with APQS won't end once you purchase one of our machines. You become a member of the APQS family! We have dealers, certified technicians, technical support teams, and educators ready to assist you. In addition, our retailer network and online educational tools like our blog, training videos, and forum provide added support to help you grow your quilting skills.

An impeccable reputation

Want to know what it's like to quilt on an APQS machine? Just ask an APQS owner or visit a local dealer. You can search our website to find a dealer near you and visit their showroom or an upcoming Road Show. We've earned a reputation for quality and have designed our machines around quilters' needs. Whether you're a novice or an expert, we have a machine that's right for you.



Millie **30**

Specifications

Throat size: 30" x 10.25"

Quiltable Space Comfort: 24.75"

Weight: 48 lbs (21.8 kg)

Footprint: 5' 10" W x 8', 10', 12' or 14' L

Meet our Biggest top-of-the-line machine built with every feature a quilter could ever want.

Combining innovation and engineering with a timeless design, this machine is guaranteed to bring you a lifetime of quilting enjoyment. Millie30 has four extra inches of throat space helping you to complete quilts faster and incorporate even bigger elements. It is well suited for quilters who plan to use a computerized quilting system with their machine.

What makes Millie30 so special?

MILLIE30 FEATURES

- Lower bobbin thread cutter
- Directional Electronic locks
- Touch pad controls
- Low bobbin indicator
- Top thread break sensor
- Front & rear multi-position handles
- Quilt Glide


Available options

- Quilt Path™
- Overhead Lighting
- Power Fabric Advance
- M Bobbin
- Tables: Comfort
- In-home set-up

Included with Purchase of Machine

- New Owners Class
- Lifetime Warranty and Service
- Satisfaction in knowing your machine is built in Carroll, Iowa- right here in the United States





Millie

Specifications

Throat size: 26" x 10.25"

Quiltable Space Comfort: 20.75"

Quiltable Space Deluxe: 20.75"

Weight: 46 lbs (20.9 kg)

Footprint: 5' 3" W x 8', 10', 12' or 14' L

All the Features. All the Power. All in Millie.

Quilting on a Millie is like stepping into the driver's seat of pure quilting luxury. With every feature built in, from effortless stitch regulation to smooth, precise handling, Millie makes even the most ambitious quilting projects feel simple and enjoyable. The throat space gives you room to dream big, while the intuitive controls let you focus on creativity instead of the mechanics.

What makes Millie so special?

MILLIE FEATURES

- Lower bobbin thread cutter
- Directional Electronic locks
- Touch pad controls
- Low bobbin indicator
- Top thread break sensor
- Front & rear multi-position handles
- Quilt Glide

Available options

- Quilt Path™
- Overhead Lighting
- Power Fabric Advance
- M Bobbin
- Tables: Comfort and Deluxe
- In-home set-up

Included with Purchase of Machine

- New Owners Class
- Lifetime Warranty and Service
- Satisfaction in knowing your machine is built in Carroll, Iowa- right here in the United States



Freddie

You can't describe it.

You have to quilt with it and when you do, you will have a smile on your face.

The simple, easy-to-use controls combined with its lightweight handling make Freddie the perfect quilting machine for homes, quilt studios or commercial quilt shops. Freddie is a high quality, full-featured machine that will bring you a lifetime of quilting enjoyment.

What makes Freddie so special?

FREDDIE FEATURES

- Touch pad controls
- Low bobbin indicator
- Top thread break sensor
- Front & rear multi-position handles
- Quilt Glide
- Straight line horizontal quilting

Available options

- Quilt Path™
- Overhead Lighting
- Power Fabric Advance
- M Bobbin
- Tables: Comfort and Deluxe
- In-home set-up

Included with Purchase of Machine

- New Owners Class
- Lifetime Warranty and Service
- Satisfaction in knowing your machine is built in Carroll, Iowa- right here in the United States

Specifications

Throat size: 26"x 10.25"

Quiltable Space Comfort: 20.75"

Quiltable Space Deluxe: 20.75"

Weight: 45 lbs (20.4 kg)

Footprint: 5' 3" W x 8', 10', 12' or 14' L



Lucey

Lucey feels as if somebody handcrafted a quilting machine just for you.

When you quilt with Lucey, you'll quickly understand why APQS quilting machines are known for being easy to use and simple to operate. Everything is designed, engineered and crafted to be approachable, inviting and simple to use. Lucey offers the throat space of our top-of-the-line machines - making it an exceptional value.

What makes Lucey so special?

LUCEY FEATURES

- Straight line horizontal quilting
- Front & Rear multi-position handles

Available options

- Quilt Path™
- Overhead lighting*
- Power Fabric Advance*
- M Bobbin
- Tables: Comfort, Deluxe and Standard
- In-home set-up

*Not available on Standard table

Included with Purchase of Machine

- New Owners Class
- Lifetime Warranty and Service
- Satisfaction in knowing your machine is built in Carroll, Iowa- right here in the United States

Specifications

Throat size: 26"x 10.25"

Quiltable Space Comfort: 20.75"

Quiltable Space Deluxe: 20.75"

Quiltable Space Standard: 20.75"

Weight: 44 lbs (20.0 kg)

Footprint: 5' 3" W x 8', 10', 12' or 14' L



Lenni

Lenni is
graceful
in every way.
The way it handles,
feels and quilts.

With Lenni, we have transferred the same quality and components of our bigger machines, to a more compact size. It is the essence of APQS in its simplest, *purest* form – a fun and affordable longarm. Everything is designed, engineered and crafted to be approachable, inviting and simple to use. Lenni's compact footprint and simple controls make him ideal for home studios and powerful enough for professional quilters.

What makes Lenni so special?

LENNI FEATURES

- Straight line horizontal quilting
- Front & Rear multi-position handles

Available options


- Quilt Path™
- M Bobbin
- Table: Standard
- In-home set-up

Included with Purchase of Machine

- New Owners Class
- Lifetime Warranty and Service
- Satisfaction in knowing your machine is built in Carroll, Iowa- right here in the United States

Specifications

Throat size: 22" x 8.25"
Quiltable Space Standard: 16.75"
Weight: 40 lbs. (18.1 kg)
Footprint: 4' 6" W x 8', 10' or 12' L



Ellie

Begin your longarm quilting journey.

Meet Ellie on Standard Table.

Relentlessly pursue your quilting passion. Ellie is APQS in its simplest and most *economical* form where you can now own an APQS longarm at a midarm price. When quilting feels effortless, creativity happens. Ellie has all the features APQS is known for and is backed by the unmatched APQS lifetime guarantee.

What makes Ellie so special?

ELLIE FEATURES

- Multi-positional front handles
- Straight line horizontal quilting

Available options

- Quilt Path™
- Pantograph Kit
- M Bobbin
- In-home set-up

Included with Purchase of Machine

- New Owners Class
- Lifetime Warranty and Service
- Satisfaction in knowing your machine is built in Carroll, Iowa- right here in the United States

Specifications

Throat size: 18" x 8.25"

Quiltable Space Standard: 12.75"

Weight: 37 lbs (16.8 kg)

Footprint: 3' 9" W x 8', 10' or 12' L



Ellie

+ Halo Table

Specifications

Throat size: 18"x 8.25"

Quiltable Space: 12.5"

Weight: 37 lbs (16.8 kg)

Footprint: 3' 8" W x 5' 6" L

Meet Ellie and our Halo Table.

This duo delivers big quality within our smallest footprint ever.

No giant quilting room? No problem. Ellie on the Halo Table creates the perfect quilting combination, allowing you to gain an incredible quilting experience backed by our lifetime warranty and customer support. It's never been easier or more affordable to enjoy American-made quilting luxury – with our *smallest package* yet.

You'll be able to use this dynamic duo in a spare bedroom or office. But even though this duo is petite, you'll have an actual quilting space of 53" wide and 12.5" deep. Along with Ellie's 18" of throat space, you can tackle any size project from small table runners to larger quilts with a little repositioning.

What makes Ellie so special?

ELLIE FEATURES

- Multi-positional front handles
- Halo Table
- Straight line horizontal quilting

Available options

- Pantograph Kit
- M Bobbin
- In-home set-up

Included with Purchase of Machine

- New Owners Class
- Lifetime Warranty and Service
- Satisfaction in knowing your machine is built in Carroll, Iowa- right here in the United States



Demo Machines

Incredible Value. Lifetime Quality.

What Is an APQS Demo Machine?

APQS Demo Machines are quilting machines that have traveled with our team to Roadshows, training events, and demonstrations. They allow customers to see, touch, and test the machines — but they are not used for long-term quilting. These machines offer like-new performance at a reduced price, backed by APQS quality and care.

Why Choose a Demo Machine?

- Lightly Used- Demo units have minimal hands-on time. They're used for short demonstrations, not daily quilting.
- Fully Inspected & Updated- Each machine returns to our facility in Carroll, Iowa, where it undergoes:
 - A full mechanical inspection
 - System updates
 - A complete sew-off by APQS technicians
 - Performance checks to meet new-machine standards
- Demo units offer the perfect balance of new-machine quality and pre-owned pricing.



Included with Purchase of Machine

- Lifetime Warranty on parts and labor
- Lifetime Customer Support

Preowned Machines

Bring home the quality, precision, and reliability of an APQS quilting machine—**at an incredible value.**

What Is an APQS Preowned Machine?

APQS Preowned Machines were previously owned, loved, and quilted with by APQS customers. When they return to us, each machine is professionally restored to our performance standards so you can enjoy premium quality at an exceptional value. These machines carry the trust of the APQS name — and the peace of mind you deserve.

Why Choose a Preowned Machine?

- Field-Tested & Quilter-Approved
- These machines have real quilting experience. They've been creating masterpieces in homes and studios and are now ready for their next chapter.
- Thoroughly Inspected & Updated
- Every preowned machine is brought back to our facility in Carroll, Iowa, for a complete APQS restoration process, including:
 - Full 72 point mechanical and electrical inspection
 - Updated components where needed
 - Deep cleaning and calibration
 - Complete sew-off by our expert technicians
- You can trust that your machine performs up to APQS standards before it ever ships.



Included with Purchase of Machine

- 10 Year Warranty on parts and labor
- Lifetime Customer Support

Specifications

Compatible with: Millie30, Millie, Freddie and Lucey

Table Lengths: 8', 10', 12' or 14"

Footprint: 4' 6" W x 8', 10' or 12' L

Comfort Table

Heighten Your Creativity with an Adjustable Quilting Table

Don't just quilt—experience the difference. The Comfort Table is perfect for your home, quilt studio, or commercial shop. Feel the joy and ease of quilting like never before.



Why Choose the Comfort Table?

- Easily adjust from sitting to standing with integrated electric lift columns.
- Save up to four height settings with customizable height presets.
- Wheelchair accessible for inclusive comfort.
- Clear, open area under the table for easy storage access.
- Smooth, silent operation with quiet power fabric advance.
- Quilt Path™ ready with built-in belt brackets and custom-designed rails.



Available options for Comfort

- Power Fabric Advance
- Overhead Lighting

Specifications

Compatible with: Millie, Freddie and Lucey

Table Lengths: 8', 10', 12' and 14'

Footprint: 4' 6" W x 8', 10' or 12' L

Deluxe Table

Bliss – it's the only word we could find that could possibly describe that effortless feeling you'll get when you quilt with our exclusive track system. Specially designed horizontal wheels on the sewing head and roller bearings on the table rails provide smooth, effortless and easy movement allowing you to quilt for hours without feeling tired.

Quilters love the APQS Deluxe Table

for its smooth, effortless movement thanks to the Bliss™ track system and roller bearings. They also appreciate the adjustable height for ergonomic comfort, the top-loading design that simplifies bobbin changes, and the sturdy, junction-point-free rails that ensure smooth, uninterrupted quilting. Other praised features include the compression roller brakes, which allow for easy adjustment of quilt layers, overall sturdiness, and minimizes vibration.

The APQS Deluxe Table is available as an 8', 10', 12' or 14' option with 9 inches of manual height adjustment which lets you dial in the perfect height for you.

Different from the Standard Table the Deluxe table is offered in 14' and has the opportunity to be paired with the below accessories.

Available options for Deluxe

- Casters
- Overhead Lighting
- Power Fabric Advance



*Shown with Power Fabric Advance

Specifications

Compatible with: Lucey, Lenni and Ellie

Table Lengths: 8', 10' or 12'

Footprint: 4' 6" W x 8', 10' or 12' L

Standard Table

Bliss – it's the only word we could find that could possibly describe that effortless feeling you'll get when you quilt with our exclusive track system. Specially designed horizontal wheels on the sewing head and roller bearings on the table rails provide smooth, effortless and easy movement allowing you to quilt for hours without feeling tired.

APQS longarm tables are meticulously designed

and built with lots of time-saving features to help you easily manage your quilt. For example, the quilt top, backing and batting all load from the top, eliminating the need for bending to attach your quilt. Plus, our table rails and rollers don't have junction points, which streamline the design and make it possible for our wheels to move smoothly, preventing any sway or bumps.

Available option for Standard Table

- Casters

The APQS Standard Table is available as an 8', 10' or 12' option with 9 inches of manual height adjustment which lets you dial in the perfect height for you.



Halo Table

Specifications

Compatible with: Ellie
Table Length: 5' 6 inches
Footprint: 3' 8" x 5' 6"

The size of your quilt is no longer limited by the width of the frame.

Our Halo Table delivers the perfect table frame for any size project. Sitting at only 5' 6" wide X 3' 8" deep, the table is easy to assemble and designed to make moving your quilt around a breeze.

Simply lay your basted quilt over the Halo frame and attach it with our easy-to-use clamps and begin quilting, moving the quilt and reclamping as you go.

Our custom track system comes standard on our Halo table allowing for smooth machine movement and the high-end feel of our larger models. You'll quilt with the ease that only APQS machines and tables deliver. Halo also features easy table height adjustment to allow for standing or seated quilting.

What makes Halo so special?

HALO FEATURES

- Casters
- Take Up Roller
- Drape Kit



Quilt Path™ Pro

computerized quilting system



Professional power at your fingertips.

Quilt your masterpiece with ease and professional accuracy using Quilt Path™ made specifically for APQS quilting machines. Enjoy the benefits of a professional computerized quilting system in the comfort of your own home. Quilt Path's easy-to-use touchscreen tablet makes it simple for you to design and lay out your project and let Quilt Path™ quilt it.

Quilt Path™ is designed for both computerized and free motion quilting. It can be made independent of the quilting head, preventing the weight of the quilt path system from affecting your free motion quilting.

Features

- Software to design your own patterns, pantographs, borders and full-quilt layouts.
- Mirror, rotate, or adjust your layout to achieve precise pattern placement on your quilt.
- Alternate and nest patterns and rows.
- Record and save freehand patterns for future use.
- Access a vast library of 950 quilt-ready patterns.
- Import a wide variety of pattern files.
- Remove your Quilt Path™ touchscreen tablet and lay out your next quilt from anywhere.
- Thread break detection so you can multi-task while quilting.
- Professional accuracy.
- Quick and simple installation. No machine removal needed.
- Quilt Path™ Pro can be added to any APQS model year 2013 or newer that has the Bliss Table.

Quilt Path™

Essentials



A New Way to Quilt Edge-to-Edge

The new Edge-to-Edge Wizard makes quilting your first project simple and stress-free. This step-by-step feature guides you through the process with both written instructions and a full video library.

Features

- Built-in step-by-step help and videos
- Remove your Quilt Path™ touchscreen tablet and lay out your next quilt from anywhere.
- Access a library of over 125 quilt-ready patterns.
- Thread break detection so you can multi-task while quilting.
- Professional accuracy.
- Quick and simple installation. No machine removal needed.
- Quilt Path™ can be added to any APQS model year 2013 or newer that has the Bliss Table.

APQS machine features

At APQS we believe quilting should be fun!

That is why our machines include numerous functions and features that allow you to quilt effortlessly for hours. If you're looking for a lifelong relationship with more than simply a quilting machine, APQS is for you!



Lifetime Warranty

APQS longarm quilting machines and tables are fully warranted to the original owner and up to 2 additional owners listed at time of purchase, against defects in materials and workmanship for the lifetime of the product.



Built in the United States

APQS machines are hand-built in Carroll, Iowa, where the company has handcrafted longarm quilting machines for over 40 years, emphasizing quality, innovation, and American craftsmanship.



Lifetime Service and Support

At APQS, every machine comes with our Lifetime Service and Support. That means when you invest in an APQS, you're never quilting alone—our team is just a call or click away to help with questions, troubleshooting, or guidance for as long as you own your machine.



Quilt Glide Stitch Mode


The Quilt Glide Stitch Mode allows you to get over 20 stitches per inch while in stitch regulation mode. This makes micro stippling and small detailed stitching effortless so you can focus on your design, not how fast or slow you can move the machine. With Quilt Glide, you can create custom designs more efficiently.



Stitch regulator


Our stitch regulator is the most precise in the industry. It provides accurate stitches – where you want them, when you want them. Most stitch-regulated machines simply measure speed and the distance moved, but our stitch regulator also measures direction, which is critical for achieving the crisp points and sharp corners, especially for stops, starts and quick direction changes. Switch off the stitch regulator to dial in the speed of the needle to match the complexity of the design. (All machines stitch from 0-3,500 stitches per minute).

APQS machine features




Directional locks

By pressing a single button, you'll quilt perfectly straight horizontal and vertical lines with this feature. Easily baste quilt tops and keep loaded quilts straight as you work. The directional locks make modern "matchstick" quilting lines a breeze.




Straight-line horizontal quilting

Baste and load quilts quickly with the horizontal straight-line lock. Use the built-in single stitch feature to place your basting stitches precisely where you want them.




Touch pad controls

The simple touch pad and handle-mounted controls let you operate and control your quilting with the touch of a button. You will be able to complete projects faster and easier than you ever dreamed possible.



Top thread break sensor

Whether you're working on the front or back of the machine, an audible alert and visual signal let you know if your top thread breaks so you can quickly get back to quilting.



Low bobbin indicator


You will not have to worry about quilting a design, only to discover you ran out of bobbin thread several blocks back! You can customize when the low bobbin indicator alerts you, so you can change the bobbin in plenty of time.



Lower bobbin thread cutter

This feature lets you cut your bobbin with a simple touch of a button to quickly swap out thread colors or move to a new area of your quilt.

APQS machine features



LED lighting

Bright clear lighting of your workspace increases your accuracy and makes quilting easier. Our machine's LED lighting illuminates your work area, from the needle to the machine's throat, with bright light so you can see every stitch, every detail as you quilt. A built-in black light provides contrast when stitching with white thread on a light quilt or other difficult-to-see thread and fabric combinations.



Interchangeable Feet

Your machine comes ready to accept different optional feet for the different kinds of quilting you do. This makes it simple to change out the machine's standard template/ruler hopping foot for another option, such as an open toe foot for increased visibility.



L Bobbin

All machines come standard with the L bobbin.



Single stitch function

Our single stitch button is built into every handle switch for easy access right at your fingertips. Easily bring the bobbin thread to the top to keep the back of your quilt free from thread tails. Whether you like to tack your starting/ending stitches or knot & bury, you can control it all with the touch of a button. Use this feature to easily, yet precisely, place basting stitches exactly where you want them.



Simple disc thread tensioner

APQS uses the highest quality industrial-grade disc-style tensioner. Because it adjusts tension as the thickness of the thread changes, you can use virtually any kind of thread, from heavy polyesters to fussy cottons with ease.

The tension is easy to set, and your machine will maintain consistent tension, which is why experienced quilters all across the country prefer the thread tensioner used on APQS machines. Plus, the simplicity of the APQS tensioner ensures many years of trouble-free service.



Pantograph Kit

The Pantograph Kit includes rear handles, laser light and tabletop. This provides everything you need to quilt edge-to-edge with your quilt design. Move the laser to the front to trace block designs and motifs.

APQS machine features




Auto needle positioner

Choose whether you want the needle to stop in the full up or down position when you come to a halt. With the auto needle positioner, you never have to worry about tearing a quilt because the needle stopped partially in the fabric.



Sewing head design

Our head design maximizes your quilting space. More quilting space saves you time, allowing you to quilt more before rolling the quilt. The quiet enclosed DC motor and integrated electronics are tucked behind the clean lines of the machine but give you the horsepower you need to stitch through bulky seams with ease.



Multi-positional handles

Easily adjust your machine's multi-position front and rear handles from both sides of the machine to fit you comfortably. The front handles are independently adjustable up and down while also featuring tilting hand grips to help you enjoy longer quilting sessions and avoid muscle strain. Their design provides great needle visibility and lets you quilt longer with less fatigue.



Bobbin winder


Load your own bobbins with thread that matches your specific needs so you can focus on the quilting process. The bobbin winder comes standard with all machines and is a high-quality industrial bobbin winder that evenly and quickly loads your bobbins with reliable tension.



Bliss™ Track System

Bliss – it's the only word we could find that could possibly describe that effortless feeling you'll get when you quilt with our exclusive track system. Specially designed horizontal wheels on the sewing head and roller bearings on the table rails provide smooth, effortless and easy movement allowing you to quilt for hours without feeling tired.

Optional accessories



Power Fabric Advance

The Power Fabric Advance with foot pedal control lets you advance or back up your quilt with the push of a button or a toe tap on the foot pedal. The motorized advance turns the take-up roller to move your quilt ahead, saving time while also keeping the quilt layers smooth and aligned. The Power Fabric Advance adds, at most, an additional 3 inches to the width of the machine footprint.



Overhead Lighting

Illuminate your workspace with an Overhead Lighting System from APQS. Simple to assemble and install on the Deluxe Table pictured to the left or Comfort Table as shown above. Since the system attaches directly to your frame, if you need to move your machine to a different spot, the light moves with it to always keep your quilting area well-lit.

The lighting system brings the total height of the APQS machine to 82 inches with the legs set as low as possible. If you're considering this system, be sure to measure the height of your ceiling prior to purchasing the system.



M Bobbin

Don't want to change your bobbin as often? Upgrade to the M bobbin which holds almost double the amount of thread as the L bobbin.



Compare Machines and Tables



Compare Machines

	Millie 30	Millie	Freddie
Machine Features			
Bobbin	L	L	L
Bobbin Winder	✓	✓	✓
Directional Locks	Electronic	Electronic	Manual Horizontal Only
LED Lighting w/ Black Light	✓	✓	✓
Low Bobbin Indicator	✓	✓	✓
Lower Bobbin Thread Cutter	✓	✓	
Multi-Positional Handles	Front & Back	Front & Back	Front & Back
Needle Positioner	✓	✓	✓
Pantograph Kit	✓	✓	✓
Quick-Change Hopping Foot	✓	✓	✓
Quilt Glide	✓	✓	✓
Quilt Path Compatible	✓	✓	✓
Simple Disc Thread Tensioner	✓	✓	✓
Simple Touch Pad Controls	✓	✓	✓
Single Stitch Button	✓	✓	✓
Stitch Regulator	✓	✓	✓
Top Thread Break Sensor	✓	✓	✓
Warranty	Lifetime (parts/labor)	Lifetime (parts/labor)	Lifetime (parts/labor)

Compare Machines

	Lucey	Lenni	Ellie
Machine Features			
Bobbin	L	L	L
Bobbin Winder	✓	✓	✓
Directional Locks	Manual Horizontal Only	Manual Horizontal Only	Manual Horizontal Only
LED Lighting w/ Black Light	✓	✓	✓
Low Bobbin Indicator			
Lower Bobbin Thread Cutter			
Multi-Positional Handles	Front & Back	Front & Back	Front
Needle Positioner	✓	✓	✓
Pantograph Kit	✓	✓	Includes Back Handle
Quick-Change Hopping Foot	✓	✓	✓
Quilt Glide			
Quilt Path Compatible	✓	✓	Standard Only
Simple Disc Thread Tensioner	✓	✓	✓
Simple Touch Pad Controls			
Single Stitch Button	✓	✓	✓
Stitch Regulator	✓	✓	✓
Top Thread Break Sensor			
Warranty	Lifetime (parts/labor)	Lifetime (parts/labor)	Lifetime (parts/labor)

Machine and Table Specs

	Millie 30	Millie	Freddie
Machine Specs			
Footprint (varies based on table size)	5'10 x 8', 10', 12', or 14' L	5'3" x 8', 10', 12', or 14' L	5'3" x 8', 10', 12', or 14' L
Throat Space	30" x 10.25"	26" x 10.25"	26" x 10.25"
Quilting Space Comfort	24.75"	20.75"	20.75"
Quilting Space Deluxe		20.75"	20.75"
Quilting Space Standard			
Weight Head Only	48 lbs. (21.77 kg)	46 lbs (20.86 kg)	46 lbs (20.86 kg)
Table Specs			
Adjustment-Free Quilt Take-up Roller	✓	✓	✓
Bliss Track System	✓	✓	✓
Comfort Table	✓	✓	✓
Deluxe Table		✓	✓
Standard Table			
Halo Table			
Options			
M Bobbin	✓	✓	✓
Power Fabric Advance	✓	✓	✓
Overhead Lighting	✓	✓	✓
Extras			
Customer Care & Support	Lifetime	Lifetime	Lifetime
Free Beginner Class	✓	✓	✓
Professional Setup	✓	✓	✓

Machine and Table Specs

	Lucey	Lenni	Ellie
Machine Specs			
Footprint (varies based on table size)	5'3" x 8', 10', or 12' L	4'6" x 8', 10', or 12' L	Halo- 3'8" x 5'6" L Standard- 3'9 x 8', 10' or 12'
Throat Space	26" x 10.25"	22" x 8.25"	18" x 8.25"
Quilting Space Comfort	20.75"		
Quilting Space Deluxe	20.75"		
Quilting Space Standard	20.75"	16.75"	12.75"
Quilting Space Halo			12.5"
Weight Head Only	44 lbs (19.96 kg)	40 lbs (18.14 kg)	37 lbs (16.8 kg)
Table Specs			
Adjustment-Free Quilt Take-up Roller	✓	✓	✓
Bliss Track System	✓	✓	Standard Only
Comfort Table	✓		
Deluxe Table	✓		
Standard Table	✓	✓	✓
Halo Table			✓
Options			
M Bobbin	✓	✓	✓
Power Fabric Advance	✓		
Overhead Lighting	✓		
Extras			
Customer Care & Support	Lifetime	Lifetime	Lifetime
Free Beginner Class	✓	✓	✓
Professional Setup	✓	✓	✓

