

4219 E. Indian School Rd
Suite 103
Phoenix, AZ 85018
602.553.8350

www.berninaconnection.com

Open Mon-Sat 9:30-6:00
Closed Sunday

the **BERNINA**



**Spring
2024**

February
March
April
May

Everything's coming up **BERNINA**



Table of Contents

Class Planner	3	Bernina Mastery Classes	10
Guest Events	4	Quilts & More / Embroidery	11
Meet our Teachers!	5	The Perfect Bag	12
Beginner Adults & Kids	6	Little of This, Little of That	13
Garments & More	7	Community Connect / Sales	14
Monthly Calendar	8-9	Lab Workshops	15
		Map / Repair Info	16

Class Policies & Perks

- Class fee due at registration
- **One week cancellation notice** is required for refund or store credit for class fees
- **No refunds for visiting teachers**
- Each class will have a **supply sheet** available in print form at the store, or online on the class page. **It will not be emailed to you.** Please read and be prepared before class starts. There may be prep work and specific supplies needed.
- All brands of sewing machines and sergers are welcome (except for Machine Mastery classes).
- No kids in adult classes & no adults in kids classes.
- We appreciate no open drink containers.
- We reserve the right to cancel any class with 2 participants or less.
- **10% discount on all purchases the day of class!** (exclusions apply)

Guide to Class Levels

I. BEGINNER

- Identify parts of your sewing machine with help from the manual
- Can thread machine, wind bobbin, sew a straight seam, back stitch or lockstitch
- Use a basic pattern with help
- Made a simple project: tote bag, simple pj's, pillow
- Work with easy woven fabrics: cotton, cotton blends, linen

II. ADVANCED BEGINNER

- Can follow pattern directions, know some of the sewing/construction terms
- Cut fabric on appropriate grainline and mark pattern symbols for construction
- Can sew straight seams, curved seams and or darts, easy hand stitches
- Have a general understanding of fabric types: woven, knit, interfacing
- Can follow directions to apply patch pockets, simple zipper, buttonholes with help if garment sewing.
- Understand basic quilting or bag construction

III. INTERMEDIATE SEWIST: All of the above and

- Experience sewing garments with seam finishes, darts, zippers (regular and invisible), buttonholes/button bands, facings, collars, sleeves, pocket variations
- Comfortable altering patterns for size and design
- Comfortable sewing knits and wovens
- Has experience with different quilting techniques

IV. ADVANCED SEWIST: All of the above and

- Comfortable cutting, marking and sewing variety of fabrics
- Reads and understands most pattern directions
- Comfortable sewing invisible zippers, facings, classic collar with band, various machine and hand hems.
- If quilter, understanding complex design concepts.



Class Planner



Use this section to keep track of the classes you want to take and any other tidbits of information you don't want to forget!

Classes I NEED to take!

Signed Up	Title of Class	Date/Time
<input type="checkbox"/>		
<input type="checkbox"/>		
<input type="checkbox"/>		
<input type="checkbox"/>		
<input type="checkbox"/>		
<input type="checkbox"/>		
<input type="checkbox"/>		
<input type="checkbox"/>		
<input type="checkbox"/>		
<input type="checkbox"/>		
<input type="checkbox"/>		

Classes I'm Still Thinking About

Signed Up	Title of Class	Date/Time
<input type="checkbox"/>		
<input type="checkbox"/>		
<input type="checkbox"/>		
<input type="checkbox"/>		
<input type="checkbox"/>		

NOTES



Guest Events



Janine Babich Trunk Show

Saturday Feb 24 3-6 Cost: \$25

You love her designs. You have them for every holiday and occasion. Some are probably on display all year round! Join us for a trunk show of Janine Babich Designs presented by her sister, Cecile Babich Morrow.




Rochelle Rice

Pet Portraits
Wed Mar 27 10-5
Cost: \$150

Use a photo of your favorite furry (or non-furry) friend!

Cactus Mosaic
Thu Mar 28 10-5
Cost: \$150

Using her signature method, you'll craft a cactus worthy of framing.




Renowned artist Rochelle Rice is back for 2 days of amazing classes! All skill levels welcome!



Claudia Dinnell

of Claudia's Creations

Autumn Skies & Pumpkin Pies
Thu - Sat April 11-13 10-4 Cost: \$225 + \$130 for pattern



Spend some creative time with your favorite international embroidery designer and instructor! Her newest design "Autumn Skies & Pumpkin Pies" is exclusive through her workshops. It's full of fall motifs and you can feel the chill in the air! All embroidery machines welcome; you need a minimum hoop stitch field of 8" x 12".

BERNINA Stitchwise Events

Clever Quilting

Fri, May 17 or Sat, May 18 10-1:30 Cost: \$50

Clever Quilting will give you hands-on longarm quilting experience. Learn free-motion techniques, Rulerwork, Echo Quilting and more. Gain confidence in quilting while discovering first-hand what makes quilting on a BERNINA Q Series machine so special. Fee applies towards q-series purchase.



BERNINA
StitchWise:
CLEVER QUILTING

602.553.8350

Call to Enroll Today!



Q-Matic Discovery

Fri, May 17 or Sat, May 18 2-5:30 Cost: \$50

Q-Matic Discovery will show you how easy quilting can be with the BERNINA Q-matic. Explore edge to edge quilting, quilting for squares, triangles, borders and more. Even when your squares are not perfectly square, Q-matic makes it easy to quilt to fit. Fee applies towards q-matic purchase.



BERNINA
StitchWise:
Q-MATIC DISCOVERY

602.553.8350

Call to Enroll Today!



Robin Phippings,
Bernina Educator
and Q-Series
Expert

Spend the day with us! Both classes are offered each day. So, sign up for both and get a full day of Q-Fun!

Meet our Teachers!



Cecile Babich Morrow

Cecile fell in love with sewing through 4-H over 50 years ago. She's been a teacher of various classes for 20+ years and loves working with new sewers! Almonds are her favorite food and has been blessed with "Siri" her German short-hair pointer for 16+ years.



Mary Lewkowitz

Mary has been sewing more years than she can count! She has a Masters degree in Educational Supervision and taught high school for 8 yrs. She supervised the Family and Consumer Studies for the state of AZ for 15 yrs and has taught sewing for 20+ yrs. She has a toy poodle named Teddy.



Patricia Benner

I have been sewing for 51 years now. I try to sew every day in between my work and family life. I enjoy needlework as well and leatherwork.



Diane Mathus-Nagano

Diane has been at BC for 15+ years and loves ALL kinds of sewing. She fell into embroidery and the rest is history. LOVES teaching! She loves the camaraderie and creativity at BC and always learns from her students. Has 11 grandkids and 5 BERNINAs.



Diana Li Fitzgerald

Diana has been sewing for 18+ years and is a pattern designer & educator. Former scientist turned Fabric DJ. She is owner of BanjoFlannel and was on faculty for Quiltcon 2022 and Quiltcon 2024. All

food is her favorite food! Find her at www.banjoFlannel.com



Kim Murray

Kim has been sewing for over 30 years and began her sewing journey as a teenager making clothes for herself. She now specializes in ruler work quilting and machine embroidery. Her professional

background is in nursing. She has 2 pit bull mixes; Molly and Charlie.



Jeannine Heller

Textiles/Clothing & Art degree. Community college instructor for 25 yrs. Active/served on local and national board for Prof. Assoc. of Custom Clothiers. Owner of Jeannine Rene' Custom Clothier for

35 yrs. Favorite dessert is anything chocolate!



Sharon Scalise

Sharon's background in sewing and fashion began with guidance from her grandmother and mother. She holds an MS in Clothing, Textile & Design and taught college for 40 years. She retired as Chairperson of

the Fashion Studies Program at College of DuPage in Glen Ellyn, IL.



Marlina Kessler

Marlina started sewing in high school making dancewear for herself and friends. She turned it into a business and now she's owner of the Bernina Connection! When she isn't sewing, you can find her playing with her many animals: Fiona, Sheldon, Sonny,

Gus, etc...



Sharon White

Sharon started sewing as a child. She loves machine embroidery, making garments and bags. Former ER nurse of 42 yrs., she has 3 daughters, twins and a single birth, all born within 11 1/2 months! Her

husband of 46 yrs and 3 girls are the center of her world. Current best friend is a 14 yr old dog name Mr. Gibbs.

Beginner Adults & Kids

Kids Create!

\$35.00 per session + \$13 kit fee

with Miss Diane for beginners

Zipper Pouch	Fri	Feb 9	4-7
Canvas Book Bag	Fri	Mar 1	4-7
Red, White & Blue Star Banner	Fri	Apr 5	4-7
Puppy Dog	Wed	May 29	4-7

Back by popular demand! This is a really fun series for kids 8 and up and we'll have kits ready for you - just bring scissors and pins, and of course a sewing machine (or rent one of ours). Some sewing experience is essential, so if you haven't sewn before, be sure to take the "Start Sewing for Kids" class first!

Start Sewing for Kids

\$35.00 per session

with Miss Diane for beginners

Wed	Feb 7	4 - 7
Tue	Mar 5	4 - 7
Wed	Apr 3	4 - 7
Mon	May 13	4 - 7

Hey kids, YOU can sew! Bring your machine or rent one of ours and spend a fun afternoon learning how to use a sewing machine. Then you'll be ready to take one of our sewing project classes to make cool stuff with fabric and thread! ***This class is a pre-requisite to the "Kids Create" class series.***



Start Sewing for Teens & Adults

\$35.00 per session

with Diane Mathus-Nagano for beginners

Mon	Feb 12	6 - 9
Mon	Mar 11	6 - 9
Mon	Apr 29	6 - 9
Mon	May 6	6 - 9

If you've never (or barely) touched a sewing machine, or needing a refresher, this class is for you. Bring your machine or rent one of ours. Learn about the machine, stitching, thread, needles, etc and finish by making a simple project. Then you'll be ready to enjoy even more classes and projects!

Pillowcases for Beginners

\$35.00

with Diane Mathus-Nagano for beginners

Wed Mar 6 4 - 7

Pillowcases are fun and easy to make no matter what your sewing level! This is a great class to take after the "Start Sewing" class. Once you know the tricks you can ship them out in no time - and they make great personalized gifts. We have lots of cute pre-cut pillowcase kits, or you can cut your own using our measurements.



You Can Quilt!

\$80.00

with Diane Mathus-Nagano for adv. beginners

Mon Apr 1, 8, 15 & 22 6 - 9

Never made a quilt? This is the perfect way to begin. This class is for adults, and we will make the same quilt as in the Kids Can Quilt class but without shortcuts! You'll learn simple quilting techniques. Bring your machine or rent one of ours and have 4 fun sewing sessions! You'll learn lots and leave with a quilt you can cuddle up with or give as a very special gift.

Kids Can Quilt!

\$80.00

with Miss Diane for advanced beginners

Fri Apr 26, May 3, 10 & 31 4 - 7

Hey kids ages 7 and up, if you have a bit of sewing experience YOU can make a quilt - for real! Bring your machine or rent one of ours, and have a few fun sewing afternoons. You'll learn a lot, and you'll end up with an easy but impressive quilt that you can cuddle up with to watch TV— or give as a very special gift. You'll need to know how to thread the machine, wind a bobbin, and sew a straight line - so if you're a beginner, take "Start Sewing for Kids" first.



© Millieprint

Garments & More

Finish it Frankie or London Shirt

with **Sharon Scalise** for intermed. sewists

Tue Feb 20 2 - 6

Is your garment waiting impatiently to be finished and worn? Join Sharon and take the opportunity to bring your shirt to "life", finishing the last details of your Frankie or London shirt. You must have taken the Frankie or London Shirt class previously to enroll.



\$40.00

London Shirt

with **Sharon Scalise** for intermediate to advanced sewists

Sat Mar 9, 16 & 23 10 - 1

Create an easy to fit garment with multiple fabrics or choose a fabric that's new to you! This wearable shirt is easy to fit and made with a collar, fold over cuffs and flat sleeve application. Learn to make vents, buttonholes, fold up cuff and construct the perfect collar! This versatile shirt will become the most worn garment in your wardrobe.



\$65.00

Comfy Clothes

With **Marlina Kessler** for beginners

Tue Mar 12 10 - 2

There's nothing better than slipping into a comfortable set of clothes that fit just right. Choose either a pull-on elastic waist pant, a basic oversize top or an A-line dress. Construction is quick on a serger, but you can also use a sewing machine. This is a good class for people just starting out. All makes/models of machines welcome. ****Pattern included in cost**

Use your Serger: Leggings!

with **Marlina Kessler** for beginners and beyond

Sat Mar 16 2 - 6

See how easy it is to make leggings using your serger! This is a perfect beginning serger class that will get you comfortable with this amazing machine. Don't have a serger? Rent one! For the best results, use a fabric with Lycra Spandex and a 4-way stretch. ****Pattern included in cost**

Tank Swimsuit

with **Marlina Kessler** for beginners and beyond

Tue Apr 9 10 - 2

Create a tank swimsuit with a cute open back detail or shorten it and make a tank top instead! Adjust the pattern to fit your unique body. You will be amazed at how simple the process is.

****Pattern included in cost**

Ikina Two Jacket

with **Sharon Scalise** for advanced beginners and beyond

Wed May 1, 8 & 15 10 - 1

Make this kimono style jacket in a beautiful flowing fabric such as silk, rayon, sheer, knit or woven cotton. This perfect topper can be easily lengthened to a full-length robe. Learn to match and apply perfect patch pockets, topstitching and seam finishing tricks, miter vents, make darts and create front and sleeve bands. Select fabric during the first class.



\$65.00

Mini-Capsule Wardrobe Series

*****Register for any 3 in this series at once and get 10% off*****


Knit Know-How: Basic T-Shirt, Tunic or Dress

\$65.00

with **Jeannine Heller** for advanced beginner and beyond

Wed Feb 7, 14 & 21 10 - 1

Create a basic t-shirt, tunic or dress to flatter your figure. Each student will draft a custom-sized t-shirt to reflect your own fit and flare. Neckline & sleeve variation tips will be discussed/demonstrated. Learn to work with a variety of stretch knits. Neckline/sleeve variations featured in the Mini-Capsule Series top will be demonstrated.



Hvar Jacket

with **Jeannine Heller** for advanced beginner and beyond

Mon Mar 18 & 25 2 - 6

Lightweight jackets are wonderful for our spring and fall/winter seasons. The simplicity of this unlined jacket with a waterfall collar and slimming lines will flatter any figure. Options given for a double or single layer collar; with flat-felled and bound seam techniques to elevate this jacket to a designer piece. Personalized fitting is always included.



\$60.00

Yvette Woven Dress

with **Jeannine Heller** for advanced beginner and beyond

Tue Apr 16, 23 & 30 2 - 5

Styled with an "A" line silhouette, this dress features asymmetrical design lines that flatter the figure. It can be constructed in a wide array of fabrics: washed linen, drapey rayons, flowing sheers and more. Featuring either a sleeveless or a pleated banded sleeve, (but any sleeve style is possible) we can fashion it for a more slim design line with an optional invisible zipper at the center back seam. The design possibilities are endless. It will pair fabulously with the Hvar Jacket.



\$65.00

Woven Pants: Tailored or Pull-on Palazzo

\$125.00

SEW INTENSIVE WEEKEND


with **Jeannine Heller** for intermediate sewists and beyond


Fri & Sat Apr 19 & 20 10 - 4:30





AND




Sun Apr 21 12 - 5






Create a pair of tailored pants to suit your style. Woven construction details for a fitted, pleated-front style with tapered legs, the **Billie Woven Pants pattern by Stylearc** can be adjusted to your desired fit and pant leg shape. Contoured waistband with optional hidden in-pocket zipper. Casual or dressier look depends upon the fabric selection. The **Milan Woven Pants pattern** is a more loose-fitting style with a separate band-elastic waist, front pleats and a soft silhouette for drapier fabrics. Slant pockets complete the look. Personalized fit for either style!



Sun	Mon	Tue	Wed	Thu	Fri	Sat
February National Embroidery Month				1	2	3 10-1 Everybody Embroiders Club 1 2-5 Everybody Embroiders Club 2
4 	5 2-5 #1 Basic Op (DMN)	6 10-3 Back to School Sewing 6-9 All Brands Serger Intro	7 10-1 Knit Know How (1) 4-7 Start Sewing for Kids	8 10-1 Basics of Cover & Chain L890,b42 4-7 Serger Lab	9 10-12:30 Comfort Hearts  4-7 Kids Create	10 10-2 Memory Bears (1)
11 	12 10-1 Wool Stitchers 6-9 Start Sewing for Teens & Adults	13 2-5 #2 Stitch Fun 6-9 Sewing Lab	14 10-1 Knit Know How (2) Valentine's Day Sale	15 10-1 Building Blocks 2-5 Bernette Basic Op.	16 2-5 HOP into Spring Wall Hanging (1)	17 BC Bag Day 10-2 Memory Bears (2)
18 	19 10-1 Step C-1 2-6 Intro to Vinyl	20 10-1 Creative Divas 2-6 Finish it Frankie	21 10-1 Knit Know How (3) 2-6 Hanky Panky 6-9 Glorious Summer Quilt Embroidery Block of the Month (1)	22 10-1 Sewing Lab 2-6 Emb Mach Intro	23 10-1 Garment Lab 2-5 HOP into Spring Wall Hanging (2)	24 10-2 Fabulous Fabric Flowers 3-6 Janine Babich Trunk Show
25 	26 8-10 Breakfast Binding Club 10-1 Embroidery Lab	27 10-1 Christ Child Society 3-5 BSR 6-9 Quilt Club	28 1-6 Speedy Strip Quilt	29 10-1 #1 Basic Op (SS) 2-5 Basic Serging L890,L860		

Sun	Mon	Tue	Wed	Thu	Fri	Sat
March National Quilting Month					1 10-1 Sew Powerful Purses 4-7 Kids Create	2 10-1 Everybody Embroiders Club 1 2-5 Everybody Embroiders Club 2
3 	4 10-1 Basic Serging L450, L460,b44, L850 6-9 Emb Mach Intro (DMN)	5 10-1 Step C-2 4-7 Start Sewing for Kids	6 10-2 Top Bernina Feet 4-7 Pillowcases for Beginners	7 10-1 Bernette Basic Op 2-5 3 Series Mastery 6-9 #1 Basic Op (DMN)	8 10-4 Cut and Press Travel Case	9 10-1 London Shirt (1)
10 	11 10-1 Wool Stitchers 2-5 #2 Stitch Fun (DMN) 6-9 Start Sewing for Teens & Adults	12 10-2 Comfy Clothes 6-9 Sewing Lab	13 2-7 Mini Messenger	14 10-1 First Steps to Free Motion Quilting 4-7 Serger Lab	15	16 BC Bag Day 10-1 London Shirt (2) 2-6 Use your Serger! Leggings St. Patrick's Day Sale
17 	18 10-1 All Brands Serger Intro 2-6 Hvar Jacket (1)	19 10-1 Creative Divas 2-5 Step C-3 6-9 Basic Serging L890,L860	20 10-4 Intro to Botanical Printing 6-9 Glorious Summer Quilt Embroidery Block of the Month (2)	21 10-1 Building Blocks	22 10-1 Garment Lab	23 10-1 London Shirt (3)
24 	25 8-10 Breakfast Binding Club 10-1 Embroidery Lab 2-6 Hvar Jacket (2)	26 10-1 #1 Basic Op (SS) 3-5 BSR 6-9 Quilt Club	27 10-5 Pet Portraits Rochelle Rice See pg 4 for more info	28 10-5 Cactus Mosaic	29	30 10-3 Zip It!

Sun	Mon	Tue	Wed	Thu	Fri	Sat
	1 10-2 Emb Mach Intro (SW) 6-9 You Can Quilt (1)	2 1-6 Jelly Roll Rug	3 10-2 Serge It! Tablet Zip Case 4-7 Start Sewing for Kids	4 10 -3 Back to School Sewing 4-7 Serger Lab	5 10-1 Bernette Basic Op 4-7 Kids Create	6 10-1 Everybody Embroiders Club 1 2-5 Everybody Embroiders Club 2
7 	8 10-1 Wool Stitchers 6-9 You Can Quilt (2)	9 10-2 Tank Swimsuit 6-9 Sewing Lab	10 2-5 Step C-1	11 Claudia Dinnell Autumn Skies & Pumpkin Pies See pg 4 for more info	12	13
14 	15 10-1 #2 Stitch Fun (SS) 3-5 BSR 6-9 You Can Quilt (3)	16 10-1 Creative Divas 2-5 Yvette Woven Dress (1) 6-9 Basics of Cover & Chain L890,b42	17 2-5 #1 Basic Op(DMN) 6-9 Glorious Summer Quilt Embroidery Block of the Month (3)	18 10-1 Building Blocks 2-5 All Brands Serger Intro	19 10-4:30 Woven Pants Sew Intensive (1)	20 BC Bag Day 10-4:30 Woven Pants Sew Intensive (2)
21 12-5 Woven Pants Sew Intensive (3)	22 10-1 Basic Serging L890,L860 6-9 You Can Quilt (4)	23 2-5 Yvette Woven Dress (2) 6-9 #1 Basic Op (DMN)	24	25 10-1 Sewing Lab 2-6 Basic Tote Bag	26 10-3 Rulerwork Quilting Techniques 4-7 Kids Can Quilt (1)	27 10-3 Garment Lab
28 	29 8-10 Breakfast Binding Club 10-1 Embroidery Lab 6-9 Start Sewing for Teens & Adults	30 2-5 Yvette Woven Dress (3) 6-9 Quilt Club		April National Serger Month		

Sun	Mon	Tue	Wed	Thu	Fri	Sat
May			1 10-1 Ikina Two Jacket (1) 2-5 Step C-2	2 10-1 Circular Emb. Attachment 4-7 Serger Lab	3 10-1 Bernette Basic Op 4-7 Kids Can Quilt (2)	4 10-1 Everybody Embroiders Club 1 2-5 Everybody Embroiders Club 2 Cinco de Mayo Sale
5 	6 6-9 Start Sewing for Teens & Adults	7 10-2 Cup O' Joe 6-9 3 Series Mastery	8 10-1 Ikina Two Jacket (2) 6-9 #2 Stitch Fun (DMN)	9 10-1 All Brands Serger Intro 2-5 The Ivy Quilt (1)	10 10-1 #1 Basic Op (SS) 4-7 Kids Can Quilt (3)	11 10-2 Haralson Belt Bag
12 	13 10-1 Wool Stitchers 4-7 Start Sewing for Kids	14 10-1 Basic Serging L890,L860 6-9 Sewing Lab	15 10-1 Ikina Two Jacket (3) 6-9 Glorious Summer Quilt Embroidery Block of the Month (4)	16 10-1 Building Blocks 2-5 The Ivy Quilt (2)	17 Clever Quilting & Q-Matic Discovery BERNINA Stitchwise Events	18
19 	20 8-10 Breakfast Binding Club 10-1 Embroidery Lab 2-5 Step C-3	21 10-1 Creative Divas 6-9 Basic Serging L450,L460,b64,L850	22	23 10-1 Sew Powerful Purses 2-5 Knock, Knock Doorknob Décor (1)	24	25 REG Party & BC Badge Day Memorial Day Sale
26 	27  Closed for Memorial Day	28 3-5 BSR 6-9 Quilt Club	29 10-3 Close at Hand 4-7 Kids Create	30 10-1 #1 Basic Op (SS) 2-5 Knock, Knock Doorknob Décor (2) 2-6 Emb Mach Intro (DMN)	31 10-1 Garment Lab 4-7 Kids Can Quilt (4)	

BERNINA

Mastery Classes

Our classes will give you the foundation to learn all the amazing features of your Bernina. Our mastery teachers will help you develop the confidence to move into our clubs and other classes to further develop your skills and creativity. Mastery classes are FREE when you purchase your machine or software at BC and are for current model machines. Registration is required. Cancellation notifications are appreciated as this allows another student to fill that space. Get your supply list at time of registration. You may take these classes more than once; our goal is for you to love and really use your new machine. Kit fees may apply.

REMEMBER to download the Mastery Workbook and bring to class!

Ask which classes are appropriate for your model.
New machine owners must complete Basic Operation
Before taking other Mastery Classes

#1 - Basic Operation

For 880 Plus, 790 Plus, 770QE, 740, 590, 570QE, 535, 480, 475, 435.
Machine overview, presser feet, tension, needles, thread, stabilizers & interfacing, care and cleaning of the machine.

One 3-hour session \$250.00 Kit fee \$5.00

2 - 5	Mon	Feb 5
10 - 1	Wed	Feb 29
6 - 9	Thu	Mar 7
10 - 1	Tue	Mar 26
2 - 5	Wed	Apr 17
6 - 9	Tue	Apr 23
10 - 1	Sat	May 10
10 - 1	Mon	May 30

#2 - Stitch Fun

For 880 Plus, 790 Plus, 770QE, 740, 590, 570QE, 535, 480, 475, 435.
Seams, hems, buttonholes and more.

One 3-hour session \$250.00 Kit fee \$5.00

2 - 5	Tue	Feb 13
2 - 5	Mon	Mar 11
10 - 1	Mon	Apr 15
6 - 9	Wed	May 8

3 Series Machine Mastery

For 325, 330, 335 & 350PE machine owners. Learn all the essentials for sewing on your machine. You bring your machine to this class so learning is hands-on.

One 3-hour session \$100.00 Kit fee \$5.00

2 - 5	Thu	Mar 7
6 - 9	Tue	May 7

Bernina Stitch Regulator Mastery

For all machines with BSR. Explore the options and functions.

One 2-hour session \$100.00 Kit fee \$5.00

3 - 5	Tue	Feb 27
3 - 5	Tue	Mar 26
3 - 5	Mon	Apr 15
3 - 5	Tue	May 28

Bernette Basic Operation

For 05, 33, 35, 37, 38, 77, 79 machine owners. Learn all the essentials for sewing on your machine. You bring your machine to this class so learning is hands-on.

One 3-hour session \$100.00 Kit fee \$5.00

2 - 5	Thu	Feb 15
10 - 1	Thu	Mar 7
10 - 1	Fri	Apr 5
10 - 1	Fri	May 3

Embroidery Machine Intro

Essentials for successful embroidery. Learn your module.

880Plus, 790Plus, 770QEE, 700E, 590E, 570QEE, 535E, 500E

One 4-hour session \$250.00 Kit fee \$5.00

2 - 6	Thu	Feb 22
6 - 9	Mon	Mar 4
10 - 2	Mon	Apr 1
2 - 6	Thu	May 30

Bernette Embroidery Machine Intro

Essentials for successful embroidery. Learn your module.

Deco 70 & 79.

One 3-hour session \$150.00 Kit fee \$5.00

****Call for Scheduling**

Basic Serging (L850/L450/L460, bernette 44 & 64)

Conquer your fears and learn how easy this new generation of Bernina and bernette sergers are to use.

One 3-hour session \$100.00 Kit fee \$6.00

10 - 1	Mon	Mar 4
6 - 9	Tue	May 21

Basic Serging for the L890, L860

Conquer your fears and learn how easy this new Bernina air- threading overlocker is to use.

One 3-hour session \$100.00 Kit fee \$6.00

2 - 5	Thu	Feb 29
6 - 9	Tue	Mar 19
10 - 1	Mon	Apr 22
10 - 1	Tue	May 14

Basics for Cover & Chain (L890/ bernette 42)

Learn how to use your new Cover & Chain machine to it's fullest for garments, home décor & crafts. This session will help you master threading for both features and show you how to implement those practical and creative stitches.

One 3-hour session \$100.00 Kit fee \$5.00

10 - 1	Thu	Feb 8
6 - 9	Tue	Apr 16

Step C-1: Basic Bernina Software Tools

This is the 1st V9 Designer Plus Software class. Topics include: screen calibration, file organization, fabric settings for underlay, resize, rotate, & mirror image, creating your own thread chart, opening, saving and closing designs, customizing designs through lettering, sending designs to the sewing machine or USB Stick. You must complete Step C-1 before Step C-2 or C-3.

One 3-hour session \$175.00

10 - 1	Mon	Feb 19
2 - 5	Wed	Apr 10

Step C-2: Software

This is the 2nd V9 Designer Plus Software class. Topics include: Portfolio, monogramming, removing overlaps, group alignment tools, elastic lettering choices, editing pre-digitized designs, auto-digitizing and magic wand, mirror merge, wreath, & kaleidoscope tools. You must complete Step C-1 before Step C-2 or C-3.

One 3-hour session \$175.00

10 - 1	Tue	Mar 5
2 - 5	Wed	May 1

Step C-3: More Software Techniques

This is the 3rd V9 Designer Plus Software class. Topics include: Reshape, color wheel, block digitizing, freehand drawing, manual digitizing tools, morphing and carving tools, color blending and textured edges, outlining, sculptured fancy, ripple, & contour fills. You must complete Step C-1 and Step C-2 before taking C-3.

One 3-hour session \$175.00

2 - 5	Tue	Mar 19
2 - 5	Mon	May 20

Quilts & More


Hanky Panky

With **Diane Mathus-Nagano** for beginners and beyond

Wed Feb 21 2 - 6

This is a good beginner quilt that really shows off a line of fabric or a scrappy set to great advantage. Easy to piece, we'll use the chain piecing technique and an accurate 1/4" seam to create this cute design that includes a "piano key" style border. The pattern includes baby size to queen size.

\$40.00



Speedy Strip Quilt

With **Diane Mathus-Nagano** for beginners and beyond

Wed Feb 28 1 - 6

Use 2 1/2" strips - a jelly roll, Bali pop, or cut your own favorites - to make a fast, delightful quilt top that is great for beginners. You will probably even finish it in class! Very simple process, very hip quilt. Everyone who's made one has loved it (and made more)!

\$45.00




First Steps to Free Motion Quilting

With **Mary Lewkowicz** for beginners and beyond

Thu Mar 14 10 - 1

Want to finish your quilted projects by adding your own free motion designs? Learn the basic techniques and tips while developing your own style of design. We will cover multiple quilting designs so by the end of class you will have a basic tool kit needed to quilt your own projects. Bring your machine, your creativity and a desire to learn!

\$35.00



Rulerwork Quilting Techniques

With **Kim Murray** for advanced beginners

Fri Apr 26 10 - 3

For those who don't think they have the skill to do free motion quilting, this is the class for you! Rulerwork quilting on a domestic machine opens a world of possibilities and allows quilters to achieve uniform results. The ability to stitch in all directions without rotating your quilt makes it easier to manipulate larger projects. Let's develop some skills to help you move from a "piecer" to a "quilter"!



\$45.00

The Ivy Quilt

With **Diane Mathus-Nagano** for beginners and beyond

Thu May 9 & 16 2 - 5

For those who don't think they have the skill to do free motion quilting, this is the class for you! Rulerwork quilting on a domestic machine opens a world of possibilities and allows quilters to achieve uniform results. The ability to stitch in all directions without rotating your quilt makes it easier to manipulate larger projects. Let's develop some skills to help you move from a "piecer" to a "quilter"!



\$50.00

Embroidery

Building Blocks of Software 9

with **Mary Lewkowicz** for beginners and beyond

Thursday Feb 15, Mar 21, Apr 18, May 16 10 - 1

In this NEW year-long course, there will be 12 classes: 6 BERNINA skill lessons, alternating with 6 sessions to discuss issues and questions developed by the students. This class is for all anyone with v9 software experience; beginners to advanced.


\$200.00

Cup O' Joe

with **Mary Furniss** for advanced beginners

Tue May 7 10 - 2

This quilt is for coffee lovers who grab a cup and savor each sip. The design collection captures the coffee houses of the 1950's with twenty-four vintage style embroidery designs. The Cup O' Joe collection includes twenty-five multi-formatted embroidery machine designs and complete instructions to stitch a 41" x 48" quilt or a 23" x 41" wall hanging. The class sample is a table runner.



\$40.00

HOP into Spring Wall Hanging

with **Cecile Babich Morrow** for advanced beg.

Fri Feb 16 & 23 2 - 5

Craft a spritely salute to spring when you stitch this charming wall hanging that features bold, appliqued lettering, colorful tulips and a darling, leaping bunny. Nothing heralds the arrival of spring more so than tulips emerging from their winter slumber and bunnies scampering in the garden. The student will finish their project and learn handy binding techniques in addition to embroidery techniques.



\$50.00

Glorious Summer Quilt Embroidery Block of the Month

with **Diane Mathus-Nagano** for advanced beg.

Wed Feb 21, Mar 20, Apr 17, May 15 6 - 9

Glorious Summer is a beautiful floral machine embroidered quilt that can be made to 74" x 74" or 66" x 80". It includes 27 applique embroidery designs and 4 quilting designs. The smallest re-hooping designs can be done in the large oval (5"x7") hoop. The largest can be done in the mega hoop or maxi hoop. Kits for fabric and embroidery threads will be available on request! Cost pays for all 6 sessions: 1x/month, 3rd Wednesday of the month.

\$110.00

Knock, Knock Doorknob Décor

with **Cecile Babich Morrow** for advanced beginners

Thu May 23 & 30 2 - 5

Fun and festive, these nifty "made in the hoop" doorknob hangers will add flair to any door. Think outside the pattern cover and these designs can turn a humble tea towel into a work of art, jazz up a sweatshirt or spice up a place mat.



\$50.00

The Perfect Bag

Cut and Press Travel Case

\$50.00

With **Patricia Benner** for beginners and beyond

Fri Mar 8 10 - 4

How do you usually take your sewing gear with you to class? Make this convenient zippered case that's designed to work with a 12" x 18" cutting mat and wool pressing mat. And don't let the zippers scare you away! The zipper insertion is a flat insertion and goes in pretty darn easy. We will be modifying a laptop case pattern. It's advised to make your first one out of canvas or woven cotton. Please only choose vinyl if you have sewn it before, and make sure to bring the appropriate items (Teflon foot, needles, thread).



Mini Messenger

\$45.00

With **Diane Mathus-Nagano** for advanced beginners

Wed Mar 13 2 - 7

The Mini Messenger has pockets all the way around the inside and is the perfect size as a small purse or as an iPad/Kindle carrier. It features a turn-lock to keep everything secure and handle hardware. The flap can also be fussy cut, pieced or even embroidered! A nice beginner bag!



Serge it! Zippered Tablet Case

\$40.00

With **Mary Fumiss** for advanced beginners

Wed Apr 3 10 - 2

You purchased your L890, now let's use it to make a beautiful case to carry and protect your iPad or tablet. The center panel is a blank slate that we will decorate with decorative cover/chainstitching. We will be adding a zipper and flat fold piping to the sides of the decorative panel. Finished dimensions: 8.5" x 12.5". This class is for owners of an overlocker with coverstitch capabilities ONLY.



Basic Tote Bag

\$40.00

With **Diane Mathus-Nagano** for beginners and beyond

Thu Apr 25 2 - 6

A nice, big basic, practical, reversible tote that also serves as a good introduction to bag making basics. Great for beginning sewers of all ages. You'll have the option of adding some pockets, and you'll be ready to shopping or crafting...or whatever!



Haralson Belt Bag

\$40.00

With **Mary Lewkowicz** for beginners and beyond

Sat May 11 10 - 2

A belt bag that's perfect for everyday use. Compact and easy to wear across the front or back of body. Great bag for travel and security. Multiple flap hardware closure options for maximum versatility. The back zippered pocket is perfect for your phone, and it has a spacious interior with zippered pocket inside!



Close at Hand

\$45.00

With **Diane Mathus-Nagano** for Intermediate sewists

Wed May 29 10 - 3

This pattern is specifically designed for diabetic supplies, including an ice pack. But it can be used to conveniently carry other items, such as first aid, travel or sewing supplies. It's a handy compact zippered case, 4.5" x 8", with an additional zipper pocket as well as mesh pockets and elastic loops. There's room for all types of small tools and supplies!



made to create **BERNINA**

FEBRUARY 1-29, 2024

Sew up a
HOT DEAL

Embroidery only machine

B 500 E
~~\$2,499~~
\$1,999

BERNINA

*Offer valid February 1-29, 2024 at any participating BERNINAdirect dealers in the United States of America. Available while supplies last. Exclusions may apply. See store associate for details.

made to create **BERNINA**

BERNINA 475 QE
Kaffe Edition

INCLUDES AN EXCLUSIVE
FREE GIFT PACKAGE

BERNINA **KAFFE**

*Available while supplies last. Exclusions may apply. See BERNINA dealer for details.

The **NEXT LEVEL**
of **SEWING**

New!
BERNINA 790 PRO

INNOVATIONS INCLUDE:

- BERNINA Pinpoint Laser
- 4-Point Placement
- WiFi Connectivity

BERNINA made to create

Little of this, Little of that

All Brands Serger Intro

\$35.00

with **Marlina Kessler** for beginners

Tue	Feb 6	6 - 9
Mon	Mar 18	10 - 1
Thu	Apr 18	2 - 5
Thu	May 9	10 - 1

Do you have a serger that sits in the closet because you don't know how to thread it? This class will make you so comfortable with your machine that it will become your best friend. We'll cover threading, tensions, trouble shooting and basic serging techniques including rolled hem. The class is for all brands of sergers - both young and old. NOTE: if you purchased a new Bernina from the Bernina Connection, there are free mastery classes for you. Check the schedule for dates and times.

Memory Bears

\$60.00 + \$15 Kit Fee

With **Diane Mathus-Nagano** for intermediate sewists

Sat	Feb 10 & 17	10 - 2
------------	------------------------	---------------

Make a memory bear as a gift for yourself or someone else. We will use classic teddy-bear making techniques to create a 16" jointed bear. You can use old quilts, unfinished quilt tops, home dec fabric, quilting cotton, sweatshirts, woven shirts, jeans, or Minkie or cuddle fabric.



Introduction to Vinyl

\$40.00 + \$10 Kit fee

With **Patricia Benner** for beginners and beyond

Mon	Feb 19	2 - 6
------------	---------------	--------------

This hands-on class will be centered around experimenting and exploring your machine capabilities, presser feet, thread and needle as related to sewing vinyl. We will complete a sample with additional projects on hand.



Fabulous Fabric Flowers

\$40.00

With **Sharon Scalise** for beginners and beyond

Sat	Feb 24	10 - 2
------------	---------------	---------------

Need the perfect embellishment for your garment or home décor? Using your favorite fabric scraps, learn to make 4 different types of fabric flowers using a glue gun and simple hand sewing. Create flowers to adorn your favorite hat, garment, headbands, and hair clips. Decorate your home accessories making trims for your lampshades, pillows, and blankets. Makes a perfect gift for your favorite friend or little one.



Top Bernina Feet

\$40.00

with **Mary Furniss** for advanced beginners

Wed	Mar 6	10 - 2
------------	--------------	---------------

Bernina has so many presser feet available! Let's learn about the TOP TEN Bernina presser feet. Some came with your machine, others you might wish to try before purchasing. This is a technique class to review the features and advantages of using these specific feet. Feet we'll cover include: #34 reverse pattern foot, #23 applique foot, #63 hemmer foot, #57 quarter inch foot, #50 walking foot, #2/#2A overlock foot and the #86 ruffler foot.



Intro to Botanical Printing

\$55.00 + \$30 Kit Fee

with **Ruth Greenspan** for beginners and beyond

Wed	Mar 20	10 - 4
------------	---------------	---------------

Botanical printing is a process that transfers the natural pigments in leaves, flowers and other botanicals to fabric, paper, felt or other surfaces. You will learn a basic method of botanical printing on silk without using traditional mordants. Students will go home with 2 pieces of printed fabric approx. 14" x 36" each. If time permits, an optional 2nd project is a pair of socks. You'll receive information about gathering botanicals to bring to class ahead of time.

Zip It!

\$45.00 + \$30 Kit Fee

with **Patricia Benner** for advanced beginners

Sat	Mar 30	10 - 3
------------	---------------	---------------

How many times have you avoided a project or pattern when you saw the dreaded zippers?? This workshop is designed to help you build confidence by using and inserting zippers. We will cover inserting zippers and the use of zippers for apparel, bag making and home décor. Kit fee includes all supplies needed except usual sewing kit items.


Jelly Roll Rug

\$45.00

with **Diane Mathus-Nagano** for beginners and beyond

Tue	Apr 2	1 - 6
------------	--------------	--------------

Jelly roll rugs are everywhere! Learn how to make this popular project that is perfect for personalizing to your color preferences. Solids, stripes, prints, monochromatic...No need to "cut a rug"! You can use a jelly roll of pre-cut strips to make this fun home dec. project.




Circular Embroidery Attachment

\$35.00

with **Mary Lewkowitz** for beginners and beyond

Thu	May 2	10 - 1
------------	--------------	---------------

This is a technique class to learn how the BERNINA Circular Embroidery Attachment #83 allows you to sew perfect decorative circles and semicircles. It can be used for different diameters, utility, decorative or alphabet stitches. Also suitable for appliqueing ribbons. This is a secret weapon to add to your sewing toolbox taught by one of our experts.





THE NEW BERNINA EMBROIDERY SOFTWARE V9



WiFi capabilities allow you to send designs from your computer wirelessly to your machine

Easier and faster editing possibilities

Creativity for every skill level - beginner to pro

Simple to learn tools for custom designs



BERNINA

FREE 30-DAY TRIAL AT BERNINA.COM
BERNINA EMBROIDERY SOFTWARE V9 DESIGNERPLUS



BC BAG Days Saturdays

Feb. 17, March 16, April 20
Get deals for using your BC Bag!



Valentine's Day Sale

Wednesday February 14



St. Patrick's Day Sale

Saturday March 16



Cinco de Mayo Sale

Saturday May 4



REG Party & BC Badge Day

Saturday May 25

Get deals for your BC Bag Badges!



Memorial Day Sale

Saturday May 25

Don't miss these BERNINA Specials!

February 25% Off MSRP
**BERNINA Echo Quilting and Cut-
work Foot #44C**

March 20% Off MSRP
BERNINA Ruler Kit Sets

April 20% Off MSRP
**BERNINA & Bernette Overlocker
Presser Feet**

May 25% Off MSRP
**BERNINA Reverse Pattern Foot
with Clear Sole Foot #34/34C/34D**

BC COMMUNITY CONNECTION


Sew Powerful Charity Purse Sewing FREE EVENT

with **Mary Furniss** for beginners and
beyond

Friday Mar 1 10 - 1
Thursday May 23 10 - 1

Did you know that the Bernina Connection is the first official drop-off site for Sew Powerful in Arizona? We'd love your help with the SEWPOWERFUL program designed to keep girls in school all month and provide jobs to seamstresses in Lusaka. Be sure to read all details and download the beginners Cross Body Purse pattern and instructions to begin making purses. It is a printable PDF file.

Learn more about how these purses create academic achievement in Zambia at sewpowerful.org website and learn about the issue of Menstrual Hygiene Management.. We will have kits ready to sew and teach you how to make the beginners purse. Just bring your sewing machine and neutral thread.



Breast Cancer Comfort Hearts FREE EVENT

Friday Feb 9 10 - 12:30

Join Cecile, DiAnn and friends in making heart shaped pillows for breast cancer survivors that will be given to patients at the time of their surgery. We need people of all ages and levels of expertise to cut, stitch, stuff and attach labels. Since 2004, over 14,000 hearts have been made. Tina's Treasures at Virginia Piper Cancer Center is the primary distributor of hearts going to all HonorHealth Hospitals and Breast Centers. Hearts are available at Bernina Connection for those who need them.



E-mail friends@comforthearts.com or call DiAnn at 602.617.8070 to let us know you're coming and if you're bringing your sewing machine so we can plan workstations. For more information, go to [facebook.com/comforthearts](https://www.facebook.com/comforthearts) or www.comforthearts.com.

Back to School Sewing FREE EVENT

Tues Feb 6 10 - 3
Thu Apr 4 10 - 3

Join us for a day of sewing to make garments for the Back to School Clothing Drive. Each year this organization clothes over 5,000 children in Maricopa County. Clothing for children from size 5 - 14 are needed.



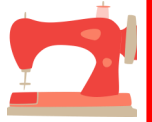
There will be clothing already cut out to sew, but you are welcome to bring your own fabric and patterns. We are always in need of trendy ideas for girls in the size 12 - 14 range.

We are also looking for sewers of boys button up shirts in the same sizes. If you can't attend but would like to contribute to this wonderful organization we are accepting unopened packages of underwear and socks for all ages and sizes.

We hope you can join us!



= Join us in the Lab! =



Serger Lab

with Marlina Kessler

Thu Feb 8, Mar 14, Apr 4, May 2 4 - 7

\$20 per session

Calling all UFO serger projects! Land in the BC for a help session with Marlina, our serger expert. Garments, accessories or home decor, she'll answer questions and you'll have a blast! If you don't have a project Marlina can help you start one.

Sewing Lab

Tue Feb 13, Mar 12, Apr 9, May 14 6 - 9

Thu Feb 22, Apr 25 10 - 1

\$20 per session

Sewing Lab is like going to the gym for *creativity* fitness! Sign up, use our space, our basic equipment and even rent a sewing machine. Finish a class project or work on a new project. Each session will have an "on duty" teacher ready to help! A great way to get questions answered and make progress on UFO's.

Embroidery Lab

with Diane Mathus-Nagano

Mon 10 - 1

Feb 26, Mar 25, Apr 29, May 20

\$20 per session

Embroidery Lab is a dream come true! Here is your opportunity to finish "UFOs" or that project that has you puzzled. All while in the comfort of our space with use of our basic equipment (tables, mats, ruler, etc.) and easy availability of missing supplies. An experienced teacher will guide you, answer questions, and help with challenges that may arise. What a great place to be; with others that like to embroider!

Garment Lab

with Jeannine Heller

Fri Feb 23, Mar 22, May 31 10 - 1

\$20 per session

Sat Apr 27 10 - 3 \$35

Need help on a garment project you're struggling with? This is the workshop for you. Jeannine will guide you through simple to complex tasks that have you baffled in your sewing journey. You can get the help you need and work with like-minded garment enthusiasts.

Breakfast Binding Club

with Diane Mathus-Nagano

Thu Feb 8, Mar 14, Apr 4, May 2 8 - 10am

\$10 per session

You're admiring your beautiful quilt. Pieced to perfection, quilted to the nines, but wait... You still need to bind it! This club is for everyone that wants help with binding or just wants to hang out, eat their breakfast and bind with friends! Light snacks and refreshments will be provided. Plus, you get to shop BEFORE the store opens.



Join the Wool Stitchers Group

Monday Feb 12, Mar 11, Apr 8, May 13 10 - 1

FREE!

Do you just love to stitch on wool and enjoy the friendships and inspiration that comes with a group? Are you in a block of the month club and need encouragement to get started? Join us on the second Monday of each month and sit and stitch! Bring your current project and any show and share.



Did you know we're on Facebook & Instagram?

Follow us for all the latest news! And don't miss our Facebook LIVE every Wednesday @ 4pm

FB: Bernina connection Arizona

IG: Bernina_connection



BC Bag Program

Come to the store, pick up your BC bag and start earning badges for every non-mastery class you take! In-store specials throughout the year! The more badges you have, the better the prizes...

BC Bag/Badge Dates are on page 14

BC BAGS are only \$5.00



made to create

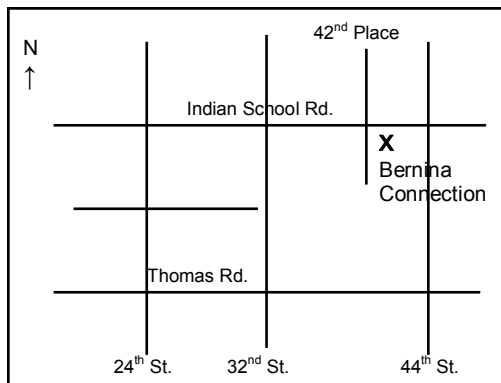
BERNINA



4219 E Indian School Road
Phoenix, AZ 85018
602.553.8350

Store hours:
Monday - Saturday 9:30 AM - 6:00 PM
Closed Sunday

www.berninaconnection.com
bcreative@berninaconnection.com



We're on the south side of Indian School Rd.
Plenty of parking in the back of the building.

Does your sewing machine or serger need a spa day?

We all love our machines SEW much! Sometimes they need a check-up to be their best. Bring your machine in for a clean, oil & adjust and it will be running like new!

- We service all makes & models (except industrial machines and non-Bernina embroidery machines)
- Our technicians are Bernina Certified
- All machines stay on-site



Mark your Calendars!

Saturday	Feb 17, Mar 16, Apr 20	BC Bag Day
Wednesday	Feb 14	Valentine's Day Sale
Saturday	Mar 16	St. Patrick's Day Sale
Saturday	May 4	Cinco de Mayo Sale
Saturday	May 25	REG Party + BC BADGE Day
Saturday	May 25	Memorial Day Sale

What do you get when you buy a machine from The Bernina Connection?

- When you buy a machine from BC, we become your new extended family.
- *Free* hands-on Machine Mastery classes to learn everything you need to know about how to use your machine.
- If you need a refresher lesson on your machine, you can repeat a Mastery class again for free. You can take the classes more than once for a refresher!
- Customer service and support from the most talented staff and teachers *on the planet!*
- 1 free clean, oil and adjust machine service at the end of your first year of purchase.
- 25% off all Bernina accessories on the day you buy your Bernina machine.
- 20% discount on the purchase of any cabinet or sewing furniture.
- Special financing terms available with the *Bernina Credit Card*.
- Great customer service just like we give every customer who walks through the door or uses our online store at **www.berninaconnection.com**!

BERNINA CONNECTION MISSION STATEMENT

We are a woman-owned Bernina sewing machine dealership and quilt shop with an emphasis on quilting, garments and embroidery. We focus on creating an exceptional customer experience. Our mission is to provide the highest quality products supported by a well-trained, knowledgeable, diversified and friendly staff. We connect enthusiasts to each other, the community and their creativity.