

4219 E. Indian School Rd
Suite 103
Phoenix, AZ 85018
602.553.8350
www.berninaconnection.com
Open Mon-Sat 9:30-6:00
Closed Sunday



Summer 2023

June
July
August
September



WELCOME TO A *Summer of Sewing*



Table of Contents

Special Events and Programs	3	Quilts & More	10
Meet our Teachers!	4	Bernina Mastery Classes	11
Beginner Adults & Kids	5	Sales	12
Garments & More	6-7	Embroidery Fun	13
Stitched by Hand & More	7	The Perfect Bag	14
Monthly Calendar	8-9	BC Community Connection	14
		Lab Workshops	15

Class Policies & Perks

- Class fee due at registration
- **One week cancellation notice** is required for refund or store credit for class fees
- **No refunds for visiting teachers**
- Each class will have a **supply sheet** available in print form at the store, or online on the class page. **It will not be emailed to you.** Please read and be prepared before class starts. There may be prep work and specific supplies needed.
- All brands of sewing machines and sergers are welcome (except for Machine Mastery classes).
- No kids in adult classes & no adults in kids classes.
- We appreciate no open drink containers.
- **10% discount on all purchases the day of class!** (exclusions apply)

Guide to Class Levels

I. BEGINNER

- Identify parts of your sewing machine with help from the manual
- Can thread machine, wind bobbin, sew a straight seam, back stitch or lockstitch
- Use a basic pattern with help
- Made a simple project: tote bag, simple pj's, pillow
- Work with easy woven fabrics: cotton, cotton blends, linen

II. ADVANCED BEGINNER

- Can follow pattern directions, know some of the sewing/construction terms
- Cut fabric on appropriate grainline and mark pattern symbols for construction
- Can sew straight seams, curved seams and or darts, easy hand stitches
- Have a general understanding of fabric types: woven, knit, interfacing
- Can follow directions to apply patch pockets, simple zipper, buttonholes with help if garment sewing.
- Understand basic quilting or bag construction

III. INTERMEDIATE SEWIST: All of the above and

- Experience sewing garments with seam finishes, darts, zippers (regular and invisible), buttonholes/button bands, facings, collars, sleeves, pocket variations
- Comfortable altering patterns for size and design
- Comfortable sewing knits and wovens
- Has experience with different quilting techniques

IV. ADVANCED SEWIST: All of the above and

- Comfortable cutting, marking and sewing variety of fabrics
- Reads and understands most pattern directions
- Comfortable sewing invisible zippers, facings, classic collar with band, various machine and hand hems.
- If quilter, understanding complex design concepts.



Patriotic Parade

with Claudia Dinnell

September 14 - 16, Thu - Sat
10am - 4pm
Class Fee: \$225
Pattern: \$130



BC Bag Program

Come to the store, pick up your BC bag and start earning badges for every non-mastery class you take! In-store specials throughout the year! The more badges you have, the better the prizes!

BC BAGS are only \$5.00

BC BAG Day:


- Wed, July 5th

BC BADGE Day:

- Sat, Sept. 30th



October 6-14, 2023



Local quilt shops, demos, prizes, and more!



for the Maricopa County Shop Association Shop Hop
Passports will go on sale August 2023!

Did you know?

The Bernina Connection has the largest collection of Kaffe Fassett Fabrics in Arizona?

BERNINA CONNECTION MISSION STATEMENT

We are a woman-owned Bernina sewing machine dealership and quilt shop with an emphasis on quilting, garments and embroidery. We focus on creating an exceptional customer experience. Our mission is to provide the highest quality products supported by a well-trained, knowledgeable, diversified and friendly staff. We connect enthusiasts to each other, the community and their creativity.

Meet our Teachers!



Cecile Babich Morrow

Cecile fell in love with sewing through 4-H over 50 years ago. She's been a teacher of various classes for 20+ years and loves working with new sewers! Almonds are her favorite food and has been blessed with "Siri" her German short-hair pointer for 16+ years.



Mary Lewkowitz

Mary has been sewing more years than she can count! She has a Masters degree in Educational Supervision and taught high school for 8 yrs. She supervised the Family and Consumer Studies for the state of AZ for 15 yrs and has taught sewing for 20+ yrs. She has a toy poodle named Teddy.



Patricia Benner

I have been sewing for 51 years now. I try to sew every day in between my work and family life. I enjoy needlework as well and leatherwork.



Diane Mathus-Nagano

Diane has been at BC for 15+ years and loves ALL kinds of sewing. She fell into embroidery and the rest is history. LOVES teaching! She loves the camaraderie and creativity at BC and always learns from her students. Has 11 grandkids and 5 BERNINAs.



Diana Li Fitzgerald

Diana has been sewing for 17+ years and is a pattern designer & educator. Her past professional life was in biomedical research. She is owner of BanjoFlannel and was on faculty for Quiltcon 2022 and is also faculty for Quiltcon 2024. All food is her favorite food! Find her at www.banjoFlannel.com



Kim Murray

Kim has been sewing for over 30 years and began her sewing journey as a teenager making clothes for herself. She now specializes in ruler work quilting and machine embroidery. Her professional background is in nursing. She has 2 pit bull mixes; Molly and Charlie.



Jeannine Heller

Textiles/Clothing & Art degree. Community college instructor for 25 yrs. Active/served on local and national board for Prof. Assoc. of Custom Clothiers. Owner of Jeannine Rene' Custom Clothier for 35 yrs. Favorite dessert is anything chocolate!



Susan Pinchard

Susan (aka Susie) has been sewing for over 20 years and on staff at The Bernina Connection for 15+ years. Her favorite sewing projects are baby quilts, bags and sewing for her family. She is a native Phoenician and her favorite food is sausage pizza!



Marlina Kessler

Marlina started sewing in high school making dancewear for herself and friends. She turned it into a business and now she's owner of the Bernina Connection! When she isn't sewing, you can find her playing with her many animals: Fiona, Sheldon, Sonny, Gus, etc...



Sharon Scalise

Sharon's background in sewing and fashion began with guidance from her grandmother and mother. She holds an MS in Clothing, Textile & Design and taught college for 40 years. She retired as Chairperson of the Fashion Studies Program at College of DuPage in Glen Ellyn, IL.

Beginner Adults & Kids

Kids Camp with Miss Diane

\$180.00

Monday - Thursday June 5 - 8 7-12: 10 - 1 12 yrs and up: 2 - 5

For Advanced beginners and beyond

After school is out you can jump into some Kids Camp sewing fun! We'll provide kits to make 4 different projects in 4 days. The kits will include fabrics (we'll have a few color choices), thread and patterns. Easy peasy! Add some games, prizes and snacks and you'll have a great time. If you can thread the machine, wind a bobbin, and sew a straight line, you're good to go.

You Can Quilt!

\$80.00

with **Diane Mathus-Nagano** for advanced beginners

Tue June 13, 20, 27 & July 1 6 - 9

Never made a quilt? This is the perfect way to begin. This class is for adults, and we will make the same quilt as in the Kids Can Quilt class but without shortcuts! You'll learn simple quilting techniques. Bring your machine or rent one of ours and have 4 fun sewing sessions! You'll learn lots and leave with a quilt you can cuddle up with.

Kids Can Quilt!

\$80.00

with **Miss Diane** for advanced beginners

Wed July 12, 19, 26 & Aug 2 2 - 5

Hey kids ages 7 and up, if you have a bit of sewing experience YOU can make a quilt - for real! Bring your machine or rent one of ours, and have a few fun sewing afternoons. You'll learn a lot, and you'll end up with an easy but impressive quilt that you can cuddle up with to watch TV—or give as a very special gift. You'll need to know how to thread the machine, wind a bobbin, and sew a straight line - **so if you're a beginner, take "Start Sewing for Kids" first.**

Moms and Kids Quillow Project

\$45.00

with **Diane Mathus-Nagano** for advanced beginners

Thu June 15 10 - 3

It's a quilt...it's a pillow...it's a Quillow! A quillow is a simple quilt that folds up into its own attached pillow, so it's great for watching TV or going to grandma's. This is a project for moms (or dads, grandmas, aunts!) to do with the kids. Summer togetherness (with a break for lunch)!

Start Sewing for Kids

\$30.00

with **Miss Diane** for beginners

Wed June 28 2 - 4

Learn how to thread your machine, wind a bobbin, and sew a straight line. You'll even make a quick and easy project before you're done! Then you'll be ready to explore other classes and projects! ***This class is a pre-requisite to the "Kids Can Quilt!" classes.***

Start Sewing for Teens & Adults

\$35.00

with **Diane Mathus-Nagano** for beginners

Tue Aug 22 6 - 9

If you've never (or barely) touched a sewing machine, or need a refresher, this class is for you. Bring your machine or rent one of ours. Learn about the machine, stitching, thread, needles, etc and finish by making a simple project. Then you'll be ready for even more classes and projects!

Refreshing Summer Savings! | June 1 - 12

Breezy Spritzers

Add a twist of fun, simplicity and a splash of savings.



bernette
SWISS DESIGN

DRINK IN THE
Refreshing!
SAVINGS
JUNE 1-12



Garments & More

Mountain View Pull-on Jeans \$165.00

with **Jeannine Heller** for advanced beginner and beyond
Price includes **stretch denim fabric** and pattern!!!

Fri, Sat **June 23, 24** **10 - 4** **AND**
Sun **June 25** **12 - 4**

Tired of jeans that won't fit in all areas at the same time? This classic jeans pattern will be your new best friend. Constructed with stretch denim/twill (must be 20-25% stretch) you will achieve a classic jean look without all the fuss. Adaptations to the contoured stretch waist treatment, pockets (with added tummy control—drafted in class), and a personalized leg shaping will make this your favorite jeans and /or jean shorts. The look of a front zipper—but no zipper! Personalized fitting for each student.



Altering Ready-Made Garments \$35.00

with **Jeannine Heller** for beginners and beyond
Thu **June 29** **10 - 1**

Refit, Restyle, Recycle and Resurrect your garments: Students will get individual help and benefit from other attendees' garment rescues or alterations in this garment guided workshop. Professional help with all types of resizing, refitting & even some restyling of an existing garment to obtain your personal fit. Includes everything from fitting shoulders/necklines down to hemlines.

Technique Workshop: Pockets, Yokes, Zipper

with **Jeannine Heller** for advanced beginner and beyond

This is a series of classes to build your garment technique sewing skills. Each class can be taken alone, but each class builds on the previous one, so you will benefit the most if you take all three in order. The final one finishes off the pant with a bias facing treatment. You will be constructing a take-home sample with each of the following techniques on a mini-sized pant. (Pattern kits available at BC) Class demos with written or verbal instructions for each feature; then students work on those samples in class. Couture touches for a well-made garment: including proper pressing techniques, use of interfacing, stays, staystitching, etc. (Works equally on skirts.)

Take all 3 sessions and receive \$10 discount: **\$100**

Session #1: \$40

Drafting and construction details for a back yoke and/or facing; small key pocket in the yoke; and invisible zipper.

Thu **July 13** **10 - 2**

Session #2: \$35

Welt slant hip pocket.

Thu **July 20** **10 - 1**

Session #3: \$35

Bias facing with optional elastic comfort stay & belt loops. This treatment is great if you don't have a defined waist but want a smooth finish at the waistline of your garment. The buttonhole elastic insert gives great comfort without bulk. It will be added to the pant pocket sampler from sections #1 & #2. Details on closures.

Thu **July 27** **10 - 1**

All Brand Serger Class

with **Karen Delceg** for beginners and beyond

Wed **June 7** **5:30-8:30** **OR**
Fri **June 9** **2 - 5**

Do you have a serger that sits in the closet because you don't know how to thread it or sew with it? This class will make you so comfortable with your machine that it will become your best friend. We'll cover threading, tensions, trouble shooting and basic serging techniques including rolled hem. The class is for all brands of sergers - both young and old. NOTE: if you purchased a new Bernina from the Bernina Connection, there are free mastery classes for you. Check the schedule for dates and times.

London Shirt

with **Sharon Scalise** for intermediate to advanced sewists

Fri **July 14** **2 - 5** **AND**
Sat **July 15** **10 - 4**

Create an easy to fit garment with multiple fabrics or a choose a fabric that's new to you! You can alter the pattern for size and/or design and sharpen your sewing skills with stitch selection, staystitching and seam finishes. Make vents, buttonholes, fold up cuff and construct the perfect collar!



Cover yer Head with a Bucket!

with **Marlina Kessler** for beginners and beyond

Sat **July 22** **3 - 6**

Bucket hats are all the rage this summer! Make this easy hat using your choice of fabric. Easy to fit and personalize as your own. You will want to make a bunch for your favorite outdoor enthusiast!



Tank Swimsuit

with **Marlina Kessler** for beginners and beyond

Mon **July 24** **2 - 6**

Create a tank swimsuit with a cute open back detail or shorten it and make a tank top instead! Adjust the pattern to fit your unique body. You will be amazed at how simple the process is.




Knit Know-How: Basic T-Shirt, Tunic or Dress \$65.00

with **Jeannine Heller** for advanced beginner and beyond

Thu **Aug 17, 31 & Sep 7** **10 - 1**

Create a basic t-shirt, tunic/top or t-dress to fit and flatter your figure. Each student will draft a custom-sized t-shirt to reflect your taste as to fit and flare. Tips on neckline & sleeve variations will be discussed and/or demonstrated. Students will learn how to work with a variety of stretch knits using a sewing machine and/or serger.



Garments & More

Knit Know-How: Fitting & Pattern Adjustments

\$35.00

with **Jeannine Heller** for advanced beginner and beyond

Thu Aug 24 10 - 1

Special session for personalized fitting and pattern adjustments for Grainline Studio Scout-T (loose fitting silhouette) and/or Cashmerette Concord T (form fitting). Test garment from pattern medium will be developed to insure a perfect fit when you complete your garment. Current Knit Know-How students are urged to attend & former students are welcome if class maximum allows. Also help with layout, time permitting.

Classic Shirt

\$65.00

with **Jeannine Heller** for intermediate sewists and beyond

Tue Sept 5, 19 & 26 2 - 5

Ladies & Gents: has matching prints/stripes/plaids always befuddled you? This is the class for you! Skill building class with professional techniques for collars, cuffs, plackets and pockets. Tips for flawless topstitching; mastering buttonholes; tower sleeve placket; collar & collar stand; & interfacings. Design ideas for making the shirt your own! This is a series to enhance your garment layout/matching/sewing skills. PLUS see the special session for fitting your pattern/garment.



Classic Shirt: Fitting/Pattern/Matching Session

\$35.00

with **Jeannine Heller** for intermediate sewists and beyond

Tue Sept 12 2 - 5

This is a special session for fitting your "classic shirt" pattern/garment. This module helps those with pattern fitting, fabric layout/matching, etc. issues. If you need assistance with fitting or matching skills then you need to attend this class to get the most out of the Classic Shirt series.

Holiday Hoodie or Pullover

\$50.00

with **Patricia Benner** for advanced beginners and beyond

Sat Sept 23 10 - 4

Let's get ready for gift giving! In this class you will learn how to make a custom hoddie/pullover that will be very comfortable and that you will enjoy wearing. Why settle for an off-the-rack garment when you can customize the garment and the fit to YOU. You can create your hoodie for a child, woman or man based on this pattern.



Stitched by Hand & More

Learn how to ZOOM

\$25.00

with **Susan Pinchard** for beginners and beyond

Thu July 6 10 - 11

This is an intro to ZOOM on your laptop. In class we will discuss how to add ZOOM to your computer and how to sign into a ZOOM meeting once you have received your meeting notice. We will actually set up a Zoom meeting and you will receive a meeting notice and actually join a live ZOOM meeting. Once connected to ZOOM we will go over the audio and video capabilities and discuss the options to use during your ZOOM class. We will have time during the class for any questions you may have.


Patchwork Sashiko

\$35.00

with **Diana Fitzgerald** for beginners and beyond

**Wed July 12 6 - 9 OR
Thu Sept 7 2 - 5**

Learn how to transform your scraps into a beautiful new textile! This class is the same one being offered at Quiltcon 2024 in Raleigh, NC. Diana will teach you how to start with a stack of scraps and create a stable and pliable piece of art with which to do whatever you like. The kit contains a curated collection of 12 fabrics already cut to size. Once you learn the method, you can then choose to use your own fabrics in any size you like. It's also great to use for visible mending.




Memory Bears

\$60.00

with **Diane Mathus-Nagano** for intermediate sewists

Sat Aug 19 & 26 10 - 2

Make a memory bear as a very special gift or keepsake for yourself or someone else. We will use classic teddy-bear making techniques to create a 14" jointed bear out of old quilts, unfinished quilt tops, home dec fabric, quilting cotton, sweatshirts, woven shirts, jeans, or Minky or Cuddle fabric.



Pet Collars for Kids and Adults

\$30.00

with **Diane Mathus-Nagano** for advanced beginners

Sat Aug 19 3 - 5

Your special pet will be ready to play in a custom collar made by you! It's fun to make sets in seasonal fabrics, and they make great gifts for the pet lovers in your life. This is a great class for kids to take with an adult sewing companion!

Blue Explosion with Indigo Dye

\$60.00




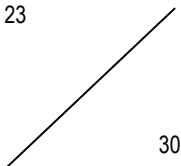

with **Marlina Kessler** for beginners and beyond




Mon Sept 25 9 - 12



Ever wonder how that beautiful blue from your jeans was created? Join Marlina as you learn to fold and dye with Indigo. See the color changing magic, as your fabric turns from green to blue right before your eyes! Everything you need from fabric to dye will be included, so no additional kit fee!



Sun	Mon	Tue	Wed	Thu	Fri	Sat
June				1	2	3
				Kaffe Fabric Event		
4 	5	6	7 5:30-8:30 All Brands Serge Class	8	9 10-1 Garment Lab 2-5 All Brands Serge Class	10 10-1 Everybody Embroiders Club 1 2-5 Everybody Embroiders Club 2
Kids Camp [10am - 1pm / 7-12 years] [2 - 5pm / 12 and up]						
11	12 10-1 Wool Stitches 6-9 BC Class Prep	13 10-1 Basic Operation (SS) 2-5 Basics for Cover & Chain 6-9 You Can Quilt (1)	14 10-1 Sewing Lab 2-6 Embroidery Machine Intro.	15 10-3 Moms and Kids Quillo Project 4-7 Serge Lab	16	17 Early Bird Sale 
18 	19 10-3 Back to School Sewing 6-9 Sewing Lab	20 10-1 Creative Divas 2-5 Basic Serging L860/L890 6-9 You Can Quilt (2)	21 10-1 Playful Pet Kerchiefs 2-5 Stitch Fun (DMN)	22 10-2 Sew Powerful Purses	23 10-4 Mountain View Jeans (1)	24 10-4 Mountain View Jeans (2)
25 12-4 Mountain View Jeans (3)	26 10-1 Embroidery Lab	27 10-1 Step C-1 6-9 You Can Quilt (3)	28 10-1 Software Insp. 2-4 Start Sewing for Kids	29 10-1 Altering Ready- Made Garments 6-9 Sewing Lab	30 10-2 Welcome Friends Wall Hanging	

Sun	Mon	Tue	Wed	Thu	Fri	Sat
July						1
2 	3 Closed for Independence Day	4 	5 BC BAG DAY	6 10-11 Learn how to ZOOM 4-7 Serge Lab	7 10-1 Garment Lab 2-5 Basic Operation (SS)	8 10-1 Everybody Embroiders 1 2-5 Everybody Embroiders Club 2
9	10 10-1 Wool Stitches 2-5 The Iris Quilt (1) 6-9 Basic Serging L850/L450/L460/b44	11 10-2 The Necessary Clutch Wallet 6-9 You Can Quilt (4)	12 10-1 Sewing Lab 2-5 Kids Can Quilt (1) 6-9 Patchwork Sashiko	13 10-2 Technique Workshop #1 4-6 BSR	14 10-1 Stitch Fun (SS) 2-5 London Shirt(1)	15 10-4 London Shirt (2)
16 	17 10-1 3 Series Mastery 2-5 The Iris Quilt (2)	18 10-1 Creative Divas 2-5 Bernette Basic Op. 6-9 Quilt Club	19 11-1 Embroidery Files, Formats & Software 2-5 Kids Can Quilt (2)	20 10-1 Technique Workshop #2 2-6 River Market Sling	21 10-2 Sassy Stripe Zipper Bag	22 10-2 Happy Birthday Wall Hanging 3-6 Cover yer Head with a Bucket!
23 	24 10-1 Embroidery Lab 2-6 Tank Swimsuit 5-9 Embroidery Machine Intro. 31	25 10-3 Rulerwork Quilting Techniques	26 2-5 Kids Can Quilt (3) 6-9 Basic Serging L860/ L890	27 10-1 Technique Workshop #3 6-9 Sewing Lab	28 10-12:30 Comfort Hearts 	29 10-1 Paper Pieced Posy Pots

Sun	Mon	Tue	Wed	Thu	Fri	Sat
August		1 10-1 Step C-2 2-8 Truvy Bag	2 10-1 Sewing Lab 2-5 Kids Can Quilt (4)	3 10-2 Welcome to Our Home - Autumn 4-7 Serger Lab	4 10-1 Garment Lab	5 10-1 Everybody Embroiders Club 1 2-5 Everybody Embroiders Club 2
6	7	8	9	10	11	12
Tech Services Closed						
13 	14 10-1 Wool Stitches 2-5 Basic Op. (DMN)	15 10-1 Basics for Cover & Chain 2-5 Indigo Splash Quilt (1)	16 10-3 Back to School Sewing 3-6 Closing early for training	17 10-1 Knit Know How (1) 6-9 Sewing Lab	18 10-1 Bernette Basic Op. 2-6 Cash and Carry	19 10-2 Memory Bears (1) 3-5 Pet Collars for Kids and Adults
20	21 10-1 Basic Serging L850/L450/L460/b44 3-5 BSR 6-9 Stitch Fun (DMN)	22 10-1 Creative Divas 2-5 Indigo Splash Quilt (2) 6-9 Start Sewing for Teens & Adults	23 1-6 Speedy Strip Quilt	24 10-1 Knit Know-How: Fitting & Pattern Adjustments  5-8pm Night Owl Sale	25 10-1 Reversible Quilt/ Table Runner 2-5 Step C-2	26 10-2 Memory Bears (2)
27 	28 10-1 Embroidery Lab 2-6 Lil' JoJo Table Runner	29 10-3 Walk this Way 6-9 Quilt Club	30 10-1 Software Insp. 2-6 Embroidery Machine Intro.	31 10-1 Knit Know How (2) 6-9 Basic Op. (DMN)		

Sun	Mon	Tue	Wed	Thu	Fri	Sat
September					1 10-1 Garment Lab	2 10-1 Everybody Embroiders Club 1 2-5 Everybody Embroiders Club 2
3	4 Closed for Labor Day	5 10-1 Step C-3 2-5 Classic Shirt (1)	6 10-1 Sewing Lab 2-5 Christmas Tree Quilt (1)	7 10-1 Knit Know How (3) 2-5 Patchwork Sashiko 4-7 Serger Lab	8 10-2 Sew Powerful Purses	9 10-3 Wind Drifter Quilt
10 	11 10-1 Wool Stitches 6-9 3 Series Mastery	12 10-1 Basic Op. (SS) 2-5 Classic Shirt: Fitting 6-9 Bernette Basic Op.	13 10-1 Basic Serging L860/L890 2-5 Christmas Tree Quilt (2) 6-9 BSR	14	15 Patriotic Parade with Claudia Dinnell 10 - 4pm	16
17	18 10-1 Embroidery Lab	19 10-1 Creative Divas 2-5 Classic Shirt (2)	20 2-5 Stitch Fun (DMN)	21 2-5 Pinpoint Placement 6-9 Sewing Lab	22 2-5 Step C-3	23 10-4 Holiday Hoodie
24 	25 9-12 Blue Explosion With Indigo Dye 2-6 Embroidery Machine Intro.	26 10-1 Basic Serging L850/L450/L460/b44 2-5 Classic Shirt (3) 6-9 Quilt Club	27 10-1 Software Insp. 6-9 Basic Op. (DMN)	28 10-4 On the Go Pressing & Cutting Case	29	30 10-12 REG Party BC BADGE DAY

Quilts & More

The Iris Quilt

\$50.00

with **Mary Lewkowitz** for advanced beginners and beyond

Mon July 10 & 17 2 - 5

This Iris Quilt is a wonderful bright quilt pattern that can be made with many colors. It features a diagonal setting with sashing between rows of strips and includes contrast background squares. This project is a great way to use what you already have in your stash - it works with fat quarters, a jelly roll or scraps. The fat quarter and jelly roll options are both strip pieced, so this quilt comes together surprisingly fast.



Rulerwork Quilting Techniques

\$45.00

with **Kim Murray** for beginners and beyond

Tue July 25 10 - 3

For those who don't think they have the skill to do free motion quilting, this is the class for you! Rulerwork quilting on a domestic machine opens a world of design possibilities and allows you to achieve uniform quilting results. Not needing to rotate your quilt makes it easier to manipulate larger projects. It also aids in planning how to quilt different areas of your quilt. Let's develop skills to move you from a "piecer" to a "quilter"!

Paper Pieced Posy Pots

\$35.00

with **Sandy Streech** for advanced beginners and beyond

Sat July 29 10 - 1

Practically perfect paper piecing process with bonus work with curves. These little pots can be a table runner, a neck pillow or expanded into a larger quilt. **Experience with paper piecing is strongly suggested.**

Indigo Splash Quilt

\$50.00

with **Diane Mathus-Nagano** for intermediate sewists and beyond

Tue Aug 15 & 22 2 - 5

This splashy quilt has such an interesting design, and there are even fabric kits available to save you time! You will learn tips and tricks while practicing intermediate piecing skills, including a mitered border, which is actually easier than you think. It's beautiful in indigo or any colors you choose. Adjust the size to suit your needs and the teacher-recommended Stripology Squared ruler makes cutting a breeze. (There will be an optional Zoom cutting lesson before the class date.)



Speedy Strip Quilt

\$45.00

with **Diane Mathus-Nagano** for beginners and beyond

Wed Aug 23 1 - 6

Use 2 1/2" strips - a pre-coordinated jelly roll, Bali pop, or cut your own favorites to make a fast, delightful quilt top that is great for beginners. You might even finish it in class! Very simple process, very hip quilt. Everyone who's made one has loved it...and made more!

Reversible Quilt/Table Runner

\$35.00

with **Sandy Streech** for beginners and beyond

Fri Aug 25 10 - 1

This technique allows you to create two different quilt sides at once. While you are building one side of a block, you are quilting the opposite side at the same time! Use this technique for small or large projects, it's a great skill to have.

Lil' JoJo Table Runner

\$40.00

with **Diane Mathus-Nagano** for advanced beginners and beyond

Mon Aug 28 2 - 6

Lil' JoJo is a cute table runner with a whimsical flavor that makes great use of your favorite 5" charm squares. The Stripology Squared Mini ruler makes the pieces easy to cut, and guarantees straight results! Once you master the technique, it's easy to move on to the JoJo Quilt pattern.



Walk this Way: Mastering Machine Quilting with the Walking Foot

\$45.00

with **Kim Murray** for beginners and beyond

Tue Aug 29 10 - 3

Let's get out of the rut of using the walking foot just to stitch in the ditch! You can create some stunning quilting using straight lines and gentle curves. Take pride in completing a quilt from start to finish and be inspired to improve your technique. We'll work through simple to complex exercises from the book "Walk" by Jacquie Gering to expand your expertise in machine quilting using a quilting staple: the walking foot.

Christmas Tree Quilt

\$50.00

with **Mary Lewkowitz** for intermediate sewists and beyond

Wed Sep 6 & 13 2 - 5

Two Fabric Applique Paper Pattern - elegantly simple! Just lay the applique fabric on top of the background fabric, cut away the parts of the applique fabric you don't need, exposing the background fabric. No templates, no numbering system, no positioning of small pieces to create the design.



Wind Drifter Quilt

\$45.00

with **Diane Mathus-Nagano** for advanced beginners and beyond

Sat Sep 9 10 - 3

The Wind Drifter Quilt has a lovely, flowing design in a choice of two sizes, and is easier than it looks. You will enjoy the way this quilt comes together while using basic piecing skills. It provides an opportunity to utilize a nice variety of colors, or several coordinated prints from one fabric line.



BERNINA

Mastery Classes

Our classes will give you the foundation to learn all the amazing features of your Bernina. Our mastery teachers will help you develop the confidence to move into our clubs and other classes to further develop your skills and creativity. Mastery classes are FREE when you purchase your machine or software at BC and are for current model machines. Registration is required. Cancellation notifications are appreciated as this allows another student to fill that space. Get your supply list at time of registration. You may take these classes more than once; our goal is for you to love and really use your new machine. Kit fees may apply.

REMEMBER to download the Mastery Workbook and bring to class!

Ask which classes are appropriate for your model.
New machine owners must complete Basic Operation
Before taking other Mastery Classes

#1 - Basic Operation

For 880 Plus, 790 Plus, 770QE, 740, 590, 570QE, 535, 480, 475, 435.
Machine overview, presser feet, tension, needles, thread, stabilizers & interfacing, care and cleaning of the machine.

One 3-hour session \$250.00 Kit fee \$5.00

10 - 1	Tue	June 13
2 - 5	Fri	July 7
2 - 5	Mon	Aug 14
6 - 9	Thu	Aug 31
10 - 1	Tue	Sep 12
6 - 9	Wed	Sep 27

#2 - Stitch Fun

For 880 Plus, 790 Plus, 770QE, 740, 590, 570QE, 535, 480, 475, 435.
Seams, hems, buttonholes and more.

One 3-hour session \$250.00 Kit fee \$5.00

2 - 5	Wed	Jun 21
10 - 1	Fri	July 14
6 - 9	Mon	Aug 21
2 - 5	Wed	Sep 20

3 Series Machine Mastery

For 325, 330, 335 & 350PE machine owners. Learn all the essentials for sewing on your machine. You bring your machine to this class so learning is hands-on.

One 3-hour session \$100.00 Kit fee \$5.00

10 - 1	Mon	July 17
6 - 9	Mon	Sep 11

Bernina Stitch Regulator Mastery

For all machines with BSR. Explore the options and functions.

One 2-hour session \$100.00 Kit fee \$5.00

4 - 6	Thu	July 13
3 - 5	Mon	Aug 21
6 - 9	Wed	Sep 13

Bernette Basic Operation

For 05, 33, 35, 37, 38, 77, 79 machine owners. Learn all the essentials for sewing on your machine. You bring your machine to this class so learning is hands-on.

One 3-hour session \$100.00 Kit fee \$5.00

2 - 5	Tue	July 18
10 - 1	Fri	Aug 18
6 - 9	Tue	Sep 12

Embroidery Machine Intro

Essentials for successful embroidery. **Learn your module.**

880Plus, 790Plus, 770QEE, 700E, 590E, 570QEE, 535E, 500E

One 4-hour session \$250.00 Kit fee \$5.00

2 - 6	Wed	June 14
5 - 9	Mon	July 31
2 - 6	Wed	Aug 30
2 - 6	Mon	Sep 25

Bernette Embroidery Machine Intro

Essentials for successful embroidery. **Learn your module.**

Deco 70 & 79.

One 3-hour session \$150.00 Kit fee \$5.00

****Call for Scheduling**

Basic Serging (L850/L450/L460, bernette 44)

Conquer your fears and learn how easy this new generation of Bernina and bernette sergers are to use.

One 3-hour session \$100.00 Kit fee \$6.00

6 - 9	Mon	July 10
10 - 1	Mon	Aug 21
10 - 1	Tue	Sep 26

Basic Serging for the L890, L860

Conquer your fears and learn how easy this new Bernina air- threading overlocker is to use.

One 3-hour session \$100.00 Kit fee \$6.00

2 - 5	Tue	June 20
6 - 9	Wed	July 26
10 - 1	Wed	Sep 13

Basics for Cover & Chain (L890/ bernette 42)

Learn how to use your new Cover & Chain machine to it's fullest for garments, home décor & crafts. This session will help you master threading for both features and show you how to implement those practical and creative stitches.

One 3-hour session \$100.00 Kit fee \$5.00

2 - 5	Tue	June 13
10 - 1	Tue	Aug 15

Step C-1: Basic Bernina Software Tools

This is the 1st V9 Designer Plus Software class. Topics include: screen calibration, file organization, fabric settings for underlay, resize, rotate, & mirror image, creating your own thread chart, opening, saving and closing designs, customizing designs through lettering, sending designs to the sewing machine or USB Stick. You must complete Step C-1 before Step C-2 or C-3.

One 3-hour session \$175.00

10 - 1	Tue	June 27
2 - 5	Fri	July 28

Step C-2: Software

This is the 2nd V9 Designer Plus Software class. Topics include: Portfolio, monogramming, removing overlaps, group alignment tools, elastic lettering choices, editing pre-digitized designs, auto-digitizing and magic wand, mirror merge, wreath, & kaleidoscope tools. You must complete Step C-1 before Step C-2 or C-3.

One 3-hour session \$175.00

10 - 1	Tue	Aug 1
2 - 5	Fri	Aug 25

Step C-3: More Software Techniques

This is the 3rd V9 Designer Plus Software class. Topics include: Reshape, color wheel, block digitizing, freehand drawing, manual digitizing tools, morphing and carving tools, color blending and textured edges, outlining, sculptured fancy, ripple, & contour fills. You must complete Step C-1 and Step C-2 before taking C-3.

One 3-hour session \$175.00

10 - 1	Tue	Sep 5
2 - 5	Fri	Sep 22

Check out our SALES!



Early Bird Sale
Saturday, June 17th
 Early bird gets the worm!...
 I mean discounts!



BC BAG Day
Wednesday, July. 5th
 Special deals for BC Bag
 owners!



Night Owl Sale
Thursday, Aug. 24th
 5-8pm



BC BADGE Day
Saturday, Sept. 30th
 Get rewarded for your
 badges!



**Night
 Owl Sale**

Thursday, August 24
 5 - 8pm

Come in late and shop in the cool of the
 night! 25% off all BERNINA accessories!
 Great prices on machines and

BERNINA
 made to create



Do you have a **BERNINA**
Preferred Customer Card?
 Apply today at
www.berninausa.com
 Use it EVERYDAY for
 EVERYTHING in
 the store!

Early Bird Sale

Saturday, June 17th

Doors open at 7:30 AM!

7:30 - 8:30 AM get 30% off EVERYTHING*


8:30 - 9:30 AM get 25% off EVERYTHING*

9:30 - 6:00 PM get 20% off EVERYTHING*

*except machines, software, classes, services and sale items

The early bird get the best stuff!
 No rain checks, layaways or pre-sales.
 No phone orders before 9:30am.

How it works: Come early to get
 your hand stamped. Then shop
 right away or come back later.
 Your discount is good ALL DAY!
 You must be in the store in order
 to get the discount and no other
 discounts can apply.



Don't miss these Bernina Accessory Specials!

June 25% Off MSRP
 BERNINA & Bernette Pintuck Feet
 #30, #31, #32, #33 &
 for Bernette b30 series

July 25% Off MSRP
 BERNINA Adjustable Free-Motion
 Feet: #72, #72S, #73 & #74

August 25% Off MSRP
 BERNINA Overlocker Curve Foot
 #C23 & #L23

September
 Buy one BERNINA or Bernette
 presser foot get one 50% off

Embroidery Fun

Software Inspiration

with **Mary Lewkowitz** for intermediate sewers

10-1 Wed June 28, Aug 30, Sep 27
Annual Dues \$75.00

Want to use your software beyond the basics learned in Mastery class? Here is your chance to learn the software in greater detail while reinforcing your basic skills. Bring your computers and experience a new lesson each month. Ask questions and get immediate solutions to software problems. The lessons are authored by a National Bernina Educator, the best there is! Lessons are taught & questions answered by an expert teacher.

Everybody Embroiders Club 1

with **Diane Mathus-Nagano** Annual Dues \$80.00

Sat 10 - 1 June 10, July 8, Aug 5, Sep 2

This version focuses on beginners with any model of Bernina embroidery machine. Learn more about your machine, designs, stabilizers and more. Members help decide the wide range of projects and weekend scheduling makes it easy to attend. If you love to embroider, we'd love to include YOU!

Everybody Embroiders Club 2

with **Diane Mathus-Nagano** Annual Dues \$80.00

Sat 2 - 5 June 10, July 8, Aug 5, Sep 2

Are you comfortable with your embroidery machine and want new challenging projects? This version focuses on advanced embroiderers with any model of Bernina embroidery machine. Members help decide the range of projects and techniques that are covered. The weekend scheduling makes it easy to attend. If you love to embroider, we'd love to include YOU!


Playful Pet Kerchiefs

\$35.00

with **Mary Furniss**

Wed June 21 10 - 1

Dress your furry friend up in their own customized scarf! Kimberbell's design embroidery CD has many options for you to choose. Customize your kerchief with your dog's name; make them one-sided or reversible. Patterns to make the kerchiefs will be provided or you can buy Kimberbell Kerchief blanks through BC. Great gift for all your animal friends!



Welcome Friends Wall Hanging

\$40.00

with **Cecile Babich Morrow**

Fri June 30 10 - 2

'Life is made glorious by the best of friends.' Welcome friends into your home with this small wall hanging that features curvy lettering adorned with your choice of three dimensional ornamentation (wild roses, sunflowers, poinsettias or autumnal leaves; all of which are included on the design CD.) Requires a 6" x 10" hoop and measures 11 1/2" x 15" when complete.



Embroidery Files, Formats & Software

\$30.00

with **Diane Mathus-Nagano**

Wed July 19 11 - 1

Yes, those embroidery files and formats can get confusing, with or without software. Bring your laptop for a helpful session that will familiarize you with the different formats, how to download and get them to your embroidery machine, organizing options, and how Bernina's free Artlink software works.

Sassy Stripe Zipper Bag

\$40.00

with **Mary Furniss**

Fri July 21 10 - 2

This bag is perfect for using non-woven materials, such as cork or vinyl. It is finished all in the hoop using an embroidery machine with just one hooping! Pattern comes in 2 sizes. Add a side ring to turn it into a wristlet!



Happy Birthday Wall Hanging or Table Top Display

\$40.00

with **Cecile Babich Morrow**

Sat July 22 10 - 2

Whether you celebrate the actual birthday, birthday week or month, you will want to add this cheerful table top display to your décor. Displayed in a wire stand or as a wall hanging, this project is sure to become a family favorite. Requires a 6" x 10" hoop and measures 11 1/2" x 15" when complete.




Welcome to Our Home Wall Hanging

\$40.00

with **Cecile Babich Morrow**

Thu Aug 3 10 - 2

This autumn, welcome friends and family into your home with this striking machine embroidered & appliqued wall hanging. Displayed on an entry door or in a foyer, this wall hanging will be a beautiful addition to your fall décor. Pattern also includes a "Welcome to My" home version.



Pinpoint Placement

\$35.00

with **Mary Furniss**

Thu Sep 21 2 - 5

Understanding Pinpoint Placement is the easy and precise way to position embroidery designs on your project. Find out the multiple ways you can use it so that every embroidery project will be as perfect as you intend it to be. This class will cover various Pinpoint Placement methods, including the newly added features and some samples will be stitched out.

“THE MOST DEPENDABLE MACHINE ON EARTH.”

Tula Pink
Quilter & Fabric Designer
250 quilts and counting



made to create **BERNINA**

The Perfect Bag

The Necessary Clutch Wallet \$40.00

with **Kim Murray** for advanced beginners and beyond

Tue July 11 10 - 2

Create your very own customized wallet that is roomy enough to even hold your cell phone. This class will build you skills in making pockets, inserting zippers, inserting snaps and closures and utilize different interfacing commonly used in bag construction. Once you make one of these wallets you will be addicted and make more for gift giving!




River Market Sling \$40.00

with **Diana Li Fitzgerald** for advanced beginners and beyond

Thu July 20 2 - 6

This class is the same one being offered at Quiltcon 2024 in Raleigh, NC. This pattern features a big faux flap to showcase your favorite fabrics and is a great size for a event outing when you don't want to carry your life with you. It is specifically designed to feature Diana's patchwork sashiko textiles, but you can use any beautiful fabrics you like. If you want to use the textile, take her Patchwork Sashiko class on July 12 from 6-9 and you'll be ready to go!



Cash and Carry \$40.00

with **Mary Lewkowitz** for advanced beginners and beyond

Fri Aug 18 2 - 6

This is a fun bag to make for yourself and others. Choose the one you like best to make in class. They all corral your cash, cards and coins in an easy zipper pouch. Simplify daily life and reduce the weight of things you carry daily.



On the Go Pressing & Cutting Case \$50.00

with **Patricia Benner** for intermediate sewists

Thu Sept 28 10 - 4

The Eli Case was originally designed as a laptop case. For this class we will be increasing the size to accommodate a pressing mat and cutting mat so you can take it with you to retreats and classes! After you making this case you can make a laptop or tablet case!

Truvy Bag \$50.00

with **Diane Mathus-Nagano** for intermediate sewists

Tue Aug 1 2 - 8

This is an intermediate bag with many features of tool bag making - snaps, zippers, vinyl pockets, straight bindings and bias bindings assembled in interesting ways. Resulting in a cute practical bag that keeps all your supplies visible.



BC COMMUNITY CONNECTION

Sew Powerful Charity Purse Sewing

with **Mary Furniss** for beginners and beyond

Thursday June 22 10 - 2
Friday Sept 8 10 - 2

We'd love your help with the SEWPOWERFUL program designed to keep girls in school all month and provide jobs to seamstresses in Lusaka. Be sure to read all details and download the beginners Cross Body Purse pattern and instructions to begin making purses. It is a printable PDF file.

To learn more about how these purses create academic achievement in Zambia, watch videos on the sewpowerful.org website and learn about the issue of Menstrual Hygiene Management.. We will have kits ready to sew and teach you how to make the beginners purse. Just bring your sewing machine and neutral thread. Class is limited to 6 so register early!



Breast Cancer Comfort Hearts

Friday July 28 10 - 12:30

Join Cecile, DiAnn and friends in making heart shaped pillows for breast cancer survivors that will be given to patients at the time of their surgery. We need people of all ages and levels of expertise to cut, stitch, stuff and attach labels. Since 2004, over 14,000 hearts have been made. Tina's Treasures at Virginia Piper Cancer Center is the primary distributor of hearts going to all HonorHealth Hospitals and Breast Centers. Hearts are available at Bernina Connection for those who need them.



E-mail friends@comforthearts.com or call DiAnn at 602.617.8070 to let us know you're coming and if you're bringing your sewing machine so we can plan workstations. For more information, go to facebook.com/comforthearts or www.comforthearts.com.

Back to School Sewing

Mon June 19 10 - 3
Wed Aug 16 10 - 3

Join us for a day of sewing to make garments for the Back to School Clothing Drive. Each year this organization clothes over 5,000 children in Maricopa County. Clothing for children from size 5 - 14 are needed.



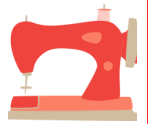
There will be clothing already cut out to sew, but you are welcome to bring your own fabric and patterns. We are always in need of trendy ideas for girls in the size 12 - 14 range.

We are also looking for sewers of boys button up shirts in the same sizes. If you can't attend but would like to contribute to this wonderful organization we are accepting unopened packages of underwear and socks for all ages and sizes.

We hope you can join us!



= Join us in the Lab! =



Serger Lab

with **Marlina Kessler**

Thu June 15, July 6, Aug 3, Sept 7 4 - 7
\$20 per session

Calling all UFO serger projects! Land in the BC for a help session with Marlina, our serger expert. Whether garments, accessories or home decor, she'll answer your questions and you'll have a blast! And if you don't have a specific project Marlina can help you start one.

Sewing Lab

Wed June 14, July 12, Aug 2, Sept 6 10 - 1
Mon June 19 6 - 9
Thu June 29, July 27, Aug 17, Sept 21 6 - 9
\$20 per session

Sewing Lab is like going to the gym for *creativity* fitness! Sign up, use our space, our basic equipment and even rent a sewing machine. You can finish a class project or work on a new project. Each session will have an "on duty" teacher ready to help you! It's a great way to get questions answered and make progress on your UFO's.

Embroidery Lab

with **Diane Mathus-Nagano**

Mon 10 - 1
June 26, July 24, Aug 28, Sept 18
\$20 per session

Embroidery Lab is a dream come true! Here is your opportunity to finish those "UFOs" or that project that has you puzzled. All while in the comfort of our space with use of our basic equipment (tables, mats, ruler, etc.) and easy availability of missing supplies. **Embroidery Lab** will have an experienced teacher to guide you, answer your questions, and help with challenges that may arise. What a great place to be; with others that like to embroider!

Garment Lab

with **Jeannine Heller**

Fri June 9, July 7, Aug 4, Sept 1 10-1
\$20 per session

Need advice or help on a garment project you're struggling with? This is the workshop for you. Jeannine will guide you through simple to very complex tasks that have you baffled in your sewing/pattern journey. For three hours, you can get the help you need and work with other like-minded garment enthusiasts.

Quilt Club

Meets Last Tuesday of every Month!
July 18, Aug 29, Sep 26 6-9
\$100 for 12 months



Quilt Club is a slower, more relaxed quilting experience where you can work at your own pace. You will have the opportunity to work on various quilt blocks and patterns as interests arise, all the while learning lots of quilting techniques and tips from cutting to binding. Friends, fun and fabric - what could be better?

BC Class Prep

with **Diane Mathus-Nagano**

Mon June 12 & 26 6 - 9
\$20 per session

Are you taking a class here at BC and want some help preparing your fabrics pieces and supplies? Whether it's a bag, quilt or garment class, these prep sessions will have you ready to go on class day!



Did you know we're on Facebook & Instagram? Follow us for all the latest news! And don't miss our Facebook LIVE every Wednesday @ 4pm



FB: Bernina connection Arizona
IG: Bernina_connection

Join the Wool Stitchers Group!

Monday June 12, July 10, Aug 14, Sept 11 10 - 1
FREE!

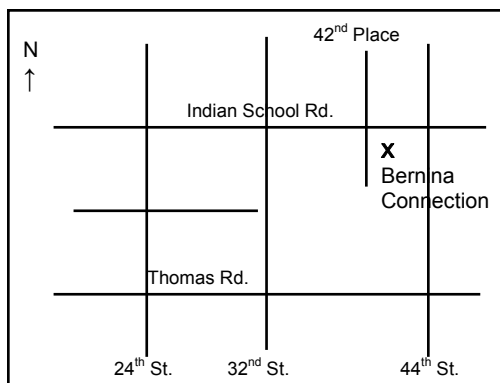
Do you just love to stitch on wool and enjoy the friendships and inspiration that comes with a group? Are you in a block of the month club and need encouragement to get started? Join us on the second Monday of each month and sit and stitch! Bring your current project and any show and share.



602.553.8350

Store hours
Monday - Saturday 9:30 AM - 6:00 PM
Closed Sunday

WEBSITE: www.berninaconnection.com
EMAIL: bcreative@berninaconnection.com



We're on the south side of Indian School Rd.
Plenty of parking in the back of the building.

Does your sewing machine or serger need a spa day?

We all love our machines SEW much! Sometimes they need a check-up to be their best. Bring your machine in for a clean, oil & adjust and it will be running like new!

- We service all makes & models (except industrial machines and non-Bernina embroidery machines)
- Our technicians are Bernina Certified
- All machines stay on-site



Mark your Calendars!

Thu - Sat	June 1-3	Kaffe Fabric Event
Saturday	June 17	Early Bird Sale
Wednesday	July 5	BC BAG Day
Thursday	Aug 24	Night Owl Sale
Saturday	Sept 30	BC BADGE Day
Saturday	Sept 30	Reg(istration) Party

What do you get when you buy a machine from *The Bernina Connection?*

- When you buy a machine from BC, we become your new extended family.
- 4 to 13 hours of *free* hands-on Machine Mastery classes to learn everything you need to know about how to use your machine.
- If you need a refresher lesson on your machine, you can repeat a Mastery class again for free. You can take the classes more than once for a refresher!
- Customer service and support from the most talented staff and teachers *on the planet!*
- 1 free clean, oil and adjust machine servicing at the end of your first year of purchase. Great trade up policy, just ask for details!
- 25% off all Bernina accessories on the day you buy your Bernina machine.
- 20% discount on the purchase of any cabinet or sewing furniture.
- Special financing terms available with the *Bernina Credit Card*.
- Great customer service just like we give every customer who walks through the door or uses our online store at www.berninaconnection.com!