

4219 E. Indian School Rd
Suite 103
Phoenix, AZ 85018
602.553.8350
www.berninaconnection.com
Open Mon-Sat 9:30-6:00
Closed Sunday



Spring 2023

February
March
April
May



NEW BC BAG PROGRAM

**Earn badges
for rewards!**



Be one of the first to create your **BC BAG**! This is a NEW program starting in FEBRUARY. Come to the store, pick up your pre-cut BC bag for only \$5.00! Sew up the bag in store or take it home to sew. Get a badge to add to your bag for each non-mastery class you take. In-store specials throughout the year for those that have a bag. The more badges you have, the better the deal! At the end of the year, there will be prizes for the most badges earned!! Come join the fun!



Special Guests & Virtual Workshops



**QUILT
LUMINARIUM**
BY RICKY TIMS

Get
Illumified!



Join us for this In-Store VIRTUAL event with Ricky Tims



Includes 130
Page Color Syllabus

**All Sessions for this Virtual Seminar Are
Yours To Keep and Stream... FOREVER!**

Improvisation Patchwork
Finding the Creative Muse
Design and Composition
Foundation String Piecing
No Pins Precision Piecing
Blanket Stitch Applique
Eleven Cool Things
Rhapsody Quilts

and MORE!

Register Online At

www.letsquilttogether.com

Join us

at the
The Bernina
Connection

March 3 & 4, 2023

Register online at
letsquilttogether.com
Then head to the
Bernina Connection
classroom where you'll
watch the virtual
seminar

****Last day to register is
Monday, Feb. 20th.**



*Patriotic
Parade*
with Claudia Dinnell

April 13 - 15, Thu - Sat ◆ Class Fee: \$225
10am - 4pm Pattern: \$130

Claudia is back with her newest embroidery pattern! Show your patriotic spirit with this uplifting display of small town America. Uncle Sam, a fire truck complete with dalmatian, a student band and kids enjoying the day. The center features lyrics from "America the Beautiful".



made to create **BERNINA**+

Free Classes & Events

Sewing Room Upgrade Event

with Debbie Richards

Monday March 27 2-4 & 6-8

Does your sewing room need some... attention?? You love fabric but don't know where to put it? Do you buy notions twice because you don't know where the first one is? It's ok, you're among friends here! Join us as we talk about ideas and tools to help you organize your sewing room.

A clean sewing room is a happy sewing room

Explore Embroidery

with Diane Mathus-Nagano

Monday February 6 3-7

Are you interested in embroidery but haven't taken the plunge yet? Sign up for this free event! No experience required and no sales pressure, just a fun time! You can just ask questions or purchase a tote, greeting card or towel to stitch out and take with you. It's a great way to try embroidery to see if it's for you!

Join the Wool Stitchers Group!

Monday Feb 13, Mar 13, Apr 10, May 8 10 - 1

FREE!

Do you just love to stitch on wool and enjoy the friendships and inspiration that comes with a group? Are you in a block of the month club and need encouragement to get started? Join us on the second Monday of each month and sit and stitch! Bring your current project and any show and share.

Hear ye, Hear ye!

We give all class participants a 10% discount on purchases on the day of class. Exceptions are: machines, software and sale items (no "double dipping"! Be sure to ask for your discount at the beginning of your transaction.

Back to School Sewing

Fri Mar 17 10 - 3

Tue May 23 10 - 3

Join us for a day of sewing to make garments for the Back to School Clothing Drive. Each year this organization clothes over 5,000 children in Maricopa County. Clothing for children from size 5 - 14 are needed. There will be clothing already cut out to sew, but you are welcome to bring your own fabric and patterns. We are always in need of trendy ideas for girls in the size 12 - 14 range. We are also looking for sewers of boys button up shirts in the same sizes. If you can't attend but would like to contribute to this wonderful organization we are accepting unopened packages of underwear and socks for all ages and sizes.



BERNINA CONNECTION MISSION STATEMENT

We are a woman-owned Bernina sewing machine dealership and quilt shop with an emphasis on quilting, garments and embroidery. We focus on creating an exceptional customer experience. Our mission is to provide the highest quality products supported by a well-trained, knowledgeable, diversified and friendly staff. We connect enthusiasts to each other, the community and their creativity.

The Perfect Bag

Chunky Wee Bag

\$45.00

with Diane Mathus-Nagano for beginners and beyond

Wed Apr 12 10 - 3

The Chunky Wee Bag is a great beginner bag in your choice of three sizes. It is a messenger-style bag that has a flap with some optional simple piecing as a design element. You'll also learn to make fabric strap connectors and interior pockets. No zippers or hardware to fuss with on this one!



Patchwork Duffle

\$45.00

with Diane Mathus-Nagano for beginners and beyond

Thu Apr 27 10 - 3

The Patchwork Duffle is a handy size for so many uses! You can make it in all one fabric, or go patchwork scrappy. Either way, you'll have a nice sized duffle (20.5"x9"x12") to carry whatever you need. You'll learn zipper insertion, how to make fabric handles, bias binding and bound outer pockets.



Truvy Bag

\$45.00

with Diane Mathus-Nagano for intermediate to advanced sewers

Thu May 11 10 - 3

The Truvy Bag is a great intermediate bag with many features of tool bag making - snaps, zippers, vinyl pockets, binding...resulting in a cute practical bag for your supplies.



HA! HA! HA!

"My friend composes songs about sewing machines. She's a Singer-songwriter."

Guide to Class Levels

Wondering how we determine the skill level for each class? If you are still unsure, please ask us!

I. BEGINNER

- Identify parts of your sewing machine with help from the manual
- Can thread machine, wind bobbin, sew a straight seam, back stitch or lockstitch
- Use a basic garment pattern with help
- Made a few simple projects: tote bag, simple pj's, pillow
- Work with easy woven fabrics: cotton, cotton blends, linen

II. ADVANCED BEGINNER

- Can follow pattern directions, know some of the garment construction terms
- Cut fabric on appropriate grainline and mark pattern symbols for construction
- Can sew straight seams, curved seams and darts, easy hand stitches
- Have a general understanding of fabric types: woven, knit, interfacing
- Can follow directions to apply patch pockets, simple zipper, buttonholes with help

III. INTERMEDIATE SEWIST: All of the above and

- Experience sewing garments with seam finishes, darts, zippers (regular and invisible), buttonholes/button bands, facings, collars, sleeves, pocket variations
- Comfortable altering patterns for size and design, understand pattern ease
- Comfortable sewing knits and wovens

IV. ADVANCED SEWIST: All of the above and

- Comfortable cutting, marking and sewing variety of fabrics
- Reads and understands most pattern directions
- Comfortable sewing invisible zippers, facings, classic collar with band, various machine and hand hems.

Beginner Adults & Kids

Start Sewing for Kids \$35.00

with Miss Diane for beginners

Fri	Feb 3	4 - 7	OR
Tue	Apr 25	4 - 7	

Hey kids, YOU can sew! Bring your machine or rent one of ours and spend a fun afternoon learning how to use a sewing machine. Then you'll be ready to take one of our sewing project classes to make cool stuff with fabric and thread! ***This class is a pre-requisite to the "Kids Create" class series.***

Start Sewing for Teens & Adults

with Diane Mathus-Nagano for beginners

\$30.00

Thu	Mar 9	6:30 - 8:30	OR
Thu	Mar 30	6:30 - 8:30	OR
Thu	May 4	6:30 - 8:30	

If you've never (or barely) touched a sewing machine, or needing a refresher, this class is for you. Bring your machine or rent one of ours. Learn about the machine, stitching, thread, needles, etc and finish by making a simple project. Then you'll

Kids Create!

with Miss Diane for beginners

\$35.00 per session

Back by popular demand! Here's a really fun series for kids 8 and up and we'll have kits ready for you - just bring scissors and pins, and of course a sewing machine (or rent one of ours). Some sewing experience is essential, so if you haven't sewn before, be sure to take the "Start Sewing for Kids" class first!

Stuffies	Fri	Feb 17	4-7
Bean Bag	Fri	Mar 17	4-7
Tote Bag	Fri	Apr 7	4-7
Pillow Case	Fri	May 12	4-7

You Can Quilt! \$65.00

with Diane Mathus-Nagano for beginners

Wed Mar 1, 15 & 29 6 - 9

Never made a quilt? This is the perfect way to begin. This class is for adults, and we will make the same quilt as in the Kids Can Quilt class but without shortcuts! You'll learn simple quilting techniques. Bring your machine or rent one of ours and have 3 fun sewing sessions! You'll learn lots and leave with a quilt you can cuddle up with.

Make Friends with your Sewing Machine \$35.00

with Sharon Scalise for beginners

Thu Feb 23 6 - 9

Is your sewing machine *still in the box*? Did you receive a sewing machine from a friend or relative and are scared to touch it? Then this class is for you! We'll help familiarize you with your sewing machine and the following topics: machine parts, threading, tension, stitch basics, care, machine functions, presser feet, decorative stitches, needles. All makes and models welcome but please note: this is not a mastery class for new Bernina machines.

I have Thread in my Eye \$30.00

with Patricia Benner for beginners

Fri Mar 31 6 - 8

When most of us started sewing, our machine came with needles & thread and we used those as long as we could! Choosing the right needle for your project has a HUGE effect on your success. This lecture will teach you about sewing needle types and thread and how to pick the right ones. You will leave the class well versed and ready to tackle any project!

Coming soon! >>>>>

Kids Camp with Miss Diane *Save the dates for the first week of June!*

Monday - Thursday June 5 - 8 7-12 yrs: 10 - 1 12 and up: 2 - 5

After school is out you can jump into some Kids Camp sewing fun! We'll provide kits to make 4 different projects in 4 days. The kits will include fabrics (we'll have a few color choices), thread and patterns. Easy peasy! Add in some games, prizes and snacks and you'll have a great time.

Garments, Shoes & More!

If the Shoe Fits

\$25.00

with **Patricia Benner** for beginners and beyond

Sat **Feb 4** **4-7**
Mon **May 22** **6-9**

You are invited to join us for a fun-filled informative event! We are preparing for our Shoe Classes and Shoe Club called "If the Shoe Fits". Our first step is to properly measure your feet so we can order the shoe lasts in the correct size. Wondering exactly how this works?



Come wearing a light sock or the typical sock you would wear with a flat shoe. We'll measure each foot then have a casual conversation about footwear and what you can expect from the class and the club. Looking forward to helping you create comfortable fun shoes. ****Note: The Custom Converse Workshop is a pre-requisite for this class.**

In the Hood: Custom Hoodie

\$50.00

with **Patricia Benner** for beginners and beyond

Sat **Feb 18** **10 - 4**

Have you ever wanted to make a custom hoodie, with or without a hood? We'll take a simple pattern and make it custom with appliques, color blocking, awesome fabric patches or embroidery. Make one and you won't be able to stop! This hoodie features raglan sleeves, side panels (perfect for customizing the hoodie) optional kangaroo pocket or side pockets. Your choice of a neckband or a hood.



London Shirt

\$65.00

with **Sharon Scalise** for intermediate to advanced sewers

Tue **Feb 28 and Mar 7, 14** **6 - 9**

Create an easy to fit garment with multiple fabrics or a choose a fabric that's new to you! You can alter the pattern for size and/or design and sharpen your sewing skills with stitch selection, staystitching and seam finishes. Make vents, buttonholes, fold up cuff and construct the perfect collar! *This class recommended as pre-requisite to the "Frankie" shirt class.



Knit Know-How: Basic T-Shirt

\$65.00

with **Jeannine Heller** for Adv. Beg., Intermediate & Adv.

Thu **Mar 9, 16 & 23** **10 - 1**

Create a basic t-shirt, tunic/top or t-dress to fit and flatter your figure. Each student will draft a custom-sized t-shirt to reflect your taste as to fit and flare. Tips on neckline & sleeve variations will be discussed and/or demonstrated. Students will learn how to work with a variety of stretch knits using a sewing machine and/or serger. Please be cognizant of your fellow students/instructor and do not attend if you have been exposed to or have Covid symptoms.



Skill Builders: Zippers, Pockets, Waistbands

with **Jeannine Heller** for intermediate to advanced sewers

Wed **Mar 8, 15 & 22** **10 -1**

This class series is designed to build your garment making skills. Each class can be taken alone, but they build on each other so you'll get the most benefit if you take all three. The final session finishes the pant with a waistline treatment. (Kits available for purchase at BC). You'll be constructing a take-home sample with each of the following techniques on a mini-sized pant. Class demos with written or verbal instruction for each feature, then students work on those samples in class. Couture touches for a well-made garment are covered including proper pressing techniques, the use of interfacing, stays, staystitching, etc.

Take all 3 sessions and receive discount: \$100

Session #1: \$40

Traditional faced inseam pocket with hidden exposed zipper.

Wed **Mar 8** **10 -2**

Session #2: \$35

Slash pockets; stylish for tailored or dressier slacks.

Wed **Mar 15** **10 -1**

Session #3: \$35

Contoured Waistband; narrower at the top and flares out for a very smooth finish.

Wed **Mar 22** **10 -1**

Intro to Leather Hand Stitching

\$40.00

with **Patricia Benner** for beginners and beyond

Fri **Mar 10** **5 - 9**

This hands-on class will teach you how to hand stitch leather. This is an important skill as a sewing machine cannot be used for all leather stitching. After you learn a few basic stitches, I will help you pick your small project and work towards completing that project. ***This class is a pre-requisite for the Intro to Leather Machine Stitching class***

Custom Converse Shoe Workshop

\$65.00

with **Patricia Benner** for beginners and beyond

Sat & Sun **Mar 18 & 19** **10 - 4**

Custom shoes are so popular and why not when you can learn how to de-construct and pattern draft a new outer covering and build your own custom shoe! This class will start you off with an easier approach to making new shoes and you will learn techniques and skills that will help you grow in your exploration of shoe construction. This class is hands on; you will make your shoes in class. We begin with a pair of converse shoes, low or high top. The class is designed for classic tie up shoes; not mules, slip-on, or shoes with elastic backs. This class is a **prerequisite** for my other shoe classes.



Garments, Shoes & More!

Intro to Leather Machine Stitching \$40.00

with **Patricia Benner** for beginners and beyond

Mon Mar 20 10 - 2

This class will help you understand your sewing machine's ability to work with leather and vinyl. You'll learn about needles, threads, presser feet, leather tools and leather. We'll complete a sampler and will have additional small projects on hand. ***Intro to Leather Hand Stitching is a pre-requisite to this class***

Frankie Shirt \$65.00

with **Sharon Scalise** for intermediate to advanced sewers

Tue Mar 28, Apr 4 & 11 6 - 9

Deceptively simple from the front, Frankie is quietly quirky. Look closely and to see what makes her stand out with an asymmetric side vent, inverted back pleat and flattering three-quarter sleeves with diagonal seams. She is also a bit of a chameleon – you can camouflage her in a fun all-over print, or spotlight her design details in contrasting fabrics. The London Shirt class is recommended as a pre-requisite to this class.



Comfy Clothes \$50.00

with **Marlina Kessler** for beginners and beyond

Thu Apr 6 2 - 6

There is nothing better than slipping into a comfortable set of clothes that fit just right. The cost of the pattern is included with the class! You can choose to make either a simple pull on elastic waist pant or a basic oversize top. Construction is quick on a serger, but you can easily use your sewing machine or sergers are available to rent. This is a good beginning class for people just starting out in garment sewing. All makes and models of machines welcome!



Pattern Alterations for a Better Fit \$65.00

with **Jeannine Heller** for intermediate to advanced sewers

Sat Apr 8, 22 & 29 10 - 1

Pattern adjustments got you stymied?? Learn what to look for and how to achieve a well-fitted garment. Adjustments will be demonstrated for figure variations for the bust, hip and shoulders for difficult posture variations, along with the criteria and methods for achieving a good fit. Students will have an opportunity for personal fitting with their commercial patterns during the last class segment.

Use your Serger: Leggings! \$45.00

with **Marlina Kessler** for beginners and beyond

Mon Apr 17 10 - 1

See how easy it is to make leggings using your serger! This is a perfect beginning serger class that will get you comfortable with this amazing machine. The cost of the pattern is included with the class! Don't have a serger? Rent one! For the best results, use a fabric with Lycra Spandex and a 4-way stretch.

Beyond the Basics: Knit Know How II \$35.00

with **Jeannine Heller** for intermediate to advanced sewers

Thu Apr 20 10 - 1

Want to expand your expertise with necklines, sleeves or design features for your knit tops/tunics/dresses? Get professional help to re-design all of the above to personalize your pattern and practice those features. New ideas presented with each class.

Garment Talk \$25.00

with **Jeannine Heller** for beginners and beyond

Sat Apr 22 2 - 3:30

Having trouble understanding a pattern, identifying and deciphering what the pattern symbols are trying to tell you? This lecture class is a primer for those wanting to navigate the pattern instructions with ease. Learn about fabrics, grainlines, symbols, construction terms, etc.

Use your Serger: Feet! \$35.00

with **Marlina Kessler** for beginners and beyond

Thu Apr 27 6 - 9

This class will show you how to use some of the fun presser feet that are designed for your serger. The feet we will focus on: cording, blind hemstitch, gathering, piping, Elasticator and the new binding attachments. If you have a newer Bernina serger, I will have sample feet to use if you don't own them. If there is time, I will also help the students with presser feet that they bring to class. We will focus on Bernina sergers, but other brands are welcome. You must bring presser feet that match your machine model.










Men's Aloha Shirt \$85.00









with **Jeannine Heller** for intermediate to advanced sewers

Sat May 13 & 20 10 - 3

Create a casual shirt featuring convertible collar, front button/buttonholes, yoke & pockets. More advanced sewists can create a classic collar/collar band with button front or tab front. Make that shirt for the guy in your life just in time for the "Hawaiian Festival" here in early summer! Each class will have a 30 minute break. The cost of the pattern is included with the class!



Sun	Mon	Tue	Wed	Thu	Fri	Sat
<div>February</div> <div>----- National Embroidery Month -----</div>			1 10-1 Sewing Lab	2	3 10-1 Garment Lab 4-7 Start Sewing for Kids	4 10-1 Everybody Embroiders Club 1 2-5 Everybody Embroiders Club 2 4-7 If the Shoe Fits
5 	6 3-7 Explore Embroidery	7	8 10-3 Quilts of Valor 6-9 Developing a Quilting Plan	9 10-4 Free-Motion Quilting: Develop your Personal Style	10 10-4 Ruler Round-About (Day 1)	11 10-4 Ruler Round-About (Day 2)
Amanda Murphy Workshops						
12 	13 10-1 Wool Stitchers 2-6 Emb. Mach. Intro.	14 Valentine's Day Sale!	15 10-1 Basic Serging L890/L860	16 10-1 Step C-1 6-9 Sewing Lab	17 10-1 Chocolate Recipe Towels 4-7 Kids Create: Stuffies	18 10-4 In the Hood
19 	20 10-1 Basic Operation	21 10-1 Creative Divas	22 10-1 Software Insp. 2-5 Embroidered Rope Bowl	23 6-9 Make Friends with your Sewing Machine	24 10-12:30 Breast Cancer Hearts 	25 10-3 Walk this Way
26 	27 10-1 Embroidery Lab 6-9 Basics of Cover & Chain L890, b42	28 2-5 Stitch Fun 6-9 London Shirt (1)				
Sun	Mon	Tue	Wed	Thu	Fri	Sat
<div>March</div> <div>----- National Quilting Month -----</div>			1 10-1 Sewing Lab 6-9 You Can Quilt (1)	2 10-1 Step C-2 2-7 Speedy Strip Quilt	3	4
					Ricky Tims Virtual Workshop	
5 	6 10-1 The Produce Section (1) 2-5 3 Series Mastery 6-8 BSR	7 10-1 Bernette Basic Operations 2-5 Basic Serging L850,L450,L460,b64 6-9 London Shirt (2)	8 10-2 Skill Builders: Zippers 4-7 Serger Lab	9 10-1 Knit Know How (1) 6:30-8:30 Start Sewing for Teens & Adults	10 10-1 Garment Lab 5-9 Intro. to Hand Leather Stitching	11 10-1 Everybody Embroiders 1 2-5 Everybody Embroiders Club 2
12 	13 10-1 Wool Stitchers	14 10-1 Simple Quilt Binding 6-9 London Shirt (3)	15 10-1 Skill Builders: Pockets 6-9 You Can Quilt (2)	16 10-1 Knit Know How (2) 6-9 Sewing Lab	17 10-3 Back to School 4-7 Kids Create St. Patrick's Day Sale! 	18 10-4 Custom Converse Shoe Workshop
19 10-4 Custom Converse Shoe Workshop	20 10-2 Intro. to Leather Machine Stitching 6-9 Basic Serging L890/L860	21 10-2 Creative Divas 5-9 Emb. Mach. Intro.	22 10-1 Skill Builders: Waistbands	23 10-1 Knit Know How (3)	24	25 10-1 Garment Lab for KNITS
					AQG Quilt Show "Canyon of Color"	
26 	27 10-1 Embroidery Lab 2-4 & 6-8 Sewing Room Upgrade Event	28 2-5 Basic Operation 6-9 Frankie Shirt (1)	29 10-1 Software Insp. 2-5 Stitch Fun 6-9 You Can Quilt (3)	30 10-1 Paper Pieced Tiny Jewel 6:30-8:30 Start Sewing for Teens & Adults	31 6-8 Needle & Thread Lecture	

Sun	Mon	Tue	Wed	Thu	Fri	Sat
<div>April</div> <div>----- National Serger Month -----</div>						1 10-1 Everybody Embroiders Club 1 2-5 Everybody Embroiders Club 2
2 	3 10-1 The Produce Section (2) 2-5 Bernette Basic Operations	4 10-2 Edge to Edge Quilting 6-9 Frankie Shirt (2)	5 10-1 Sewing Lab 6-9 Basic Operation	6 10-1 Step C-3 2-6 Comfy Clothes	7 10-3 Garment Lab + 4-7 Kids Create	8 10-1 Pattern Alteration for a Better Fit (1)
9 	10 10-1 Wool Stitches 2-4 BSR	11 10-3 Rulerwork Quilting Techniques 6-9 Frankie Shirt (3)	12 10-3 Chunky Wee Bag 4-7 Serger Lab	<div>"Patriotic Parade" Claudia Dinnell Workshop</div>		15
16 	17 10-1 Use your Serger: Leggings 2-5 Step C-1	18 10-1 Creative Divas	19 10-1 Basic Operation 2-5 Pinpoint Placement 6-9 3 Series Mastery	20 10-1 Beyond the Basics: Knit Know How II 6-9 Sewing Lab	21 4-7 Kid's Lab	22 10-1 Pattern Alteration for a Better Fit (2) 2-3:30 Garment Talk
23 <div>30</div>	24 10-1 Embroidery Lab 2-5 Emb. Mach. Intro.	25 10-1 Basics of Cover & Chain L890, b42 4-7 Start Sewing for Kids	26 10-1 Software Insp. 6-9 Stitch Fun	27 10-3 Patchwork Duffle 6-9 Use your Serger: Feet	28	29 10-1 Pattern Alteration for a Better Fit (3) 2-5 Cozy Cabin
Sun	Mon	Tue	Wed	Thu	Fri	Sat
	1 10-1 The Produce Section (3) 2-5 Step C-2	2 10-1 Basic Serging L890/L860	3 10-1 Sewing Lab	4 10-2 Collage Quilt (1) 6:30-8:30 Start Sewing for Teens & Adults	5 10-1 Garment Lab Cinco de Mayo Sale!	6 10-1 Everybody Embroiders Club 1 2-5 Everybody Embroiders Club 2
7 	8 10-1 Wool Stitches	9 2-5 Emb. Mach. Intro. 6-9 Basic Operation	10 4-7 Serger Lab	11 10-3 Truvy Bag	12 4-7 Kids Create	13 10-3 Men's Aloha Shirt (1)
14 	15 10-1 Stitch Fun 2-5 Step C-3	16 10-2 Creative Divas 6-9 Basic Serging L850, L450, L460	17 10-1 Pinpoint Placement 6-9 Bernette Basic Op.	18 10-2 Collage Quilt (2) 6-9 Sewing Lab	19 10-2 Sew Powerful Purses 4-7 Kid's Lab	20 10-3 Men's Aloha Shirt (2)
21 	22 10-1 Embroidery Lab 6-9 If the Shoe Fits	23 10-3 Back to School	24	25 2-4 BSR	26	27 10-12 Reg Party Memorial Day Sale!
28	29  Closed for Memorial Day	30	31 10-1 Software Insp. 2-5 Basic Operation	<div>May</div>		

Quilts & More!

Walk this Way: Mastering Machine Quilting with the Walking Foot **\$45.00**

with **Kim Murray** for beginners and beyond

Sat Feb 25 10 - 3

Let's get out of the rut of using the walking foot just to stitch in the ditch! You can create some stunning quilting using straight lines and gentle curves. Take pride in completing a quilt from start to finish and be inspired to improve your technique. We'll work through simple to complex exercises from the book "Walk" by Jacquie Gering to expand your expertise in machine quilting using a quilting staple: the walking foot.

Speedy Strip Quilt **\$45.00**

with **Diane Mathus-Nagano** for beginners and beyond

Thu Mar 2 2 - 7

Use 2 1/2" strips - a pre-coordinated jelly roll, Bali pop, or cut your own favorites to make a fast, delightful quilt top that is great for beginners. You might even finish it in class! Very simple process, very hip quilt. Everyone who's made one has loved it...and made more!

The Produce Section **\$65.00**

with **Kim Murray** for intermediate sewers

Mon Mar 6, Apr 3 & May 1 10 - 1

Are you ready to get into the bounty of the summer season? This new sampler quilt by Elizabeth Hartman will definitely inspire thoughts of picnics, summer fun and wholesome food with 17 different fruits! The pattern is a patchwork quilt; completely pieced from squares and rectangles. The class sample is based on the small quilt size of 38"x38". To make the large quilt, simply make 4 of each block! Come join the fun as we prepare for the lazy days of summer.



Simple Quilting Binding w/ Bernina Presser Foot #71 **\$35.00**

with **Mary Lewkowitz** for intermediate sewers

Tue Mar 14 10 - 1

Finish your project with a quick professional binding using the Bernina #71 presser foot. The results will amaze you and will be consistent every time. No more hand stitching, just clean finished bindings in a fraction of the time.

Paper Pieced Tiny Jewel **\$35.00**

with **Sandy Streech** for beginners and beyond

Thu Mar 30 10 - 1

The Tiny Jewel is a paper pieced hummingbird with some large and some small pieces. Finished size is just 18"x18" and is a great way to practice your paper piecing skills. Use it as a wall hanging, pillow or incorporate it into a larger quilt. Set your bird to fly in your favorite color way!



Edge-to-Edge Quilting with

Embroidery Machine **\$40.00**

with **Mary Lewkowitz** for beginners and beyond

Tue Apr 4 10 - 2

Use your embroidery machine to quilt instead of a longarm to get your project done in as little as a day! Use the clever "edge-to-edge" designs digitized by Amelie Scott to eliminate the expense and time when using a quilting service. Ten different quilting designs and a helpful book are the basis for this class. The size of the designs require a mega, midi, maxi or jumbo hoop. Bring your sandwiched quilt (unbound assembled top, backing, batting). Lap size is a good size.

Rulerwork Quilting Techniques **\$45.00**

with **Kim Murray** for beginners and beyond

Tue Apr 11 10 - 3

Not ready to tackle free-motion quilting? This class is for you! Ruler work on a domestic machine opens a world of possibilities and allows quilters to achieve uniform quilting. Stitching in all directions without rotating your quilt makes it easier to manipulate larger projects and helps you break down the quilting areas into more manageable pieces. Let's develop some skills to help you move from a "piecer" to a "quilter"!

Cozy Cabin **\$35.00**

with **Kim Murray** for beginners and beyond

Sat Apr 29 2 - 5

This pattern by Morgan McCollough is great for anyone new to quilting. It is a modern take on some classic stars and log cabin blocks. The class sample is based on the baby size 40"x40" but the pattern can be expanded to a larger size. Great stash buster as well as fat quarter friendly!



Collage Quilt Your Style **\$60.00**

with **Mary Lewkowitz** for beginners and beyond

Thu May 4 & 18 10 - 2

Have a favorite Laura Heine Collage Quilt pattern and no class to support your creative endeavors? Here's the answer: bring any Laura Heine Collage pattern to class to learn the process, techniques, and begin your collage all while sharing your love of fabrics with other classmates. First session will include basic techniques and styles of collage. Second session will cover quilting and binding options and a work session where sharing and support will propel your project to it's completion.



BERNINA

Mastery Classes

Our classes will give you the foundation to learn all the amazing features of your Bernina. Our mastery teachers will help you develop the confidence to move into our clubs and other classes to further develop your skills and creativity. Mastery classes are FREE when you purchase your machine or software at BC and are for current model machines. Registration is required. Cancellation notifications are appreciated as this allows another student to fill that space. Get your supply list at time of registration. You may take these classes more than once; our goal is for you to love and really use your new machine. Kit fees may apply.

REMEMBER to download the Mastery Workbook and bring to class!

Ask which classes are appropriate for your model.
New machine owners must complete Basic Operation
Before taking other Mastery Classes

#1 - Basic Operation

For 880 Plus, 790 Plus, 770QE, 740, 590, 570QE, 535, 480, 475, 435.
Machine overview, presser feet, tension, needles, thread, stabilizers & interfacing, care and cleaning of the machine.

One 3½ hour session \$250.00 Kit fee \$5.00

10 - 1	Mon	Feb 20
2 - 5	Tue	Mar 28
6 - 9	Wed	April 5
10 - 1	Wed	April 19
6 - 9	Tue	May 9
2 - 5	Wed	May 31

#2 - Stitch Fun

For 880 Plus, 790 Plus, 770QE, 740, 590, 570QE, 535, 480, 475, 435.
Seams, hems, buttonholes and more.

One 3½ hour session \$250.00 Kit fee \$5.00

2 - 5	Tue	Feb 28
2 - 5	Wed	Mar 29
6 - 9	Wed	Apr 26
10 - 1	Mon	May 15

3 Series Machine Mastery

For 325, 330, 335 & 350PE machine owners. Learn all the essentials for sewing on your machine. You bring your machine to this class so learning is hands-on.

One 3-hour session \$100.00 Kit fee \$5.00

2 - 5	Mon	Mar 6
6 - 9	Wed	Apr 19

Bernina Stitch Regulator Mastery

For all machines with BSR. Explore the options and functions.

One 2-hour session \$100.00 Kit fee \$5.00

6 - 8	Mon	Mar 6
2 - 4	Mon	Apr 10
2 - 4	Thu	May 25

Bernette Basic Operation

For 05, 33, 35, 37, 38, 77, 79 machine owners. Learn all the essentials for sewing on your machine. You bring your machine to this class so learning is hands-on.

One 3-hour session \$100.00 Kit fee \$5.00

10 - 1	Tue	Mar 7
2 - 5	Mon	Apr 3
6 - 9	Wed	May 17

Embroidery Machine Intro

Essentials for successful embroidery. **Learn your module.**

880Plus, 790Plus, 770QEE, 700E, 590E, 570QEE, 535E, 500E

One 4-hour session \$250.00 Kit fee \$5.00

2 - 6	Mon	Feb 13
5 - 9	Tue	Mar 21
2 - 5	Mon	Apr 24
2 - 5	Tue	May 9

Bernette Embroidery Machine Intro

Essentials for successful embroidery. **Learn your module.**

Deco 70 & 79.

One 4-hour session \$150.00 Kit fee \$5.00

****Call for Scheduling**

Basic Serging (L850/L450/L460, bernette 44)

Conquer your fears and learn how easy this new generation of Bernina and bernette sergers are to use.

One 3-hour session \$100.00 Kit fee \$6.00

2 - 5	Tue	Mar 7
6 - 9	Tue	May 16

Basic Serging for the L890, L860

Conquer your fears and learn how easy this new Bernina air-threading overlocker is to use.

One 3-hour session \$100.00 Kit fee \$6.00

10 - 1	Wed	Feb 15
6 - 9	Mon	Mar 20
10 - 1	Tue	May 2

Basics for Cover & Chain (L890/ bernette 42)

Learn how to use your new Cover & Chain machine to it's fullest for garments, home décor & crafts. This session will help you master threading for both features and show you how to implement those practical and creative stitches.

One 3-hour session \$100.00 Kit fee \$5.00

6 - 9	Mon	Feb 27
10 - 1	Tue	Apr 25

Step C-1: Basic Bernina Software Tools

This is the 1st V9 Designer Plus Software class. Topics include: screen calibration, file organization, fabric settings for underlay, resize, rotate, & mirror image, creating your own thread chart, opening, saving and closing designs, customizing designs through lettering, sending designs to the sewing machine or USB Stick. You **must** complete Step C-1 before Step C-2 or C-3.

One 3-hour session \$175.00

10 - 1	Thu	Feb 16
2 - 5	Mon	Apr 17

Step C-2: Software

This is the 2nd V9 Designer Plus Software class. Topics include: Portfolio, monogramming, removing overlaps, group alignment tools, elastic lettering choices, editing pre-digitized designs, auto-digitizing and magic wand, mirror merge, wreath, & kaleidoscope tools. You **must** complete Step C-1 before Step C-2 or C-3.

One 3-hour session \$175.00

10 - 1	Thu	Mar 2
2 - 5	Mon	May 1

Step C-3: More Software Techniques

This is the 3rd V9 Designer Plus Software class. Topics include: Reshape, color wheel, block digitizing, freehand drawing, manual digitizing tools, morphing and carving tools, color blending and textured edges, outlining, sculptured fancy, ripple, & contour fills. You **must** complete Step C-1 and Step C-2 before taking C-3.

One 3-hour session \$175.00

10 - 1	Thu	Apr 6
2 - 5	Mon	May 15

Check out our SALES!



Valentine's Day
Tuesday, Feb. 14th
Red & Pink Fabric
25% off



St. Patrick's Day
Friday, Mar. 17th
Green Fabric
25% off



Cinco de Mayo
Friday, May. 5th



Memorial Day
Saturday, May 27th
Red, White & Blue Fabric
25% off



RENT OUR LONGARMS: Q16 & Q24

Finish up those bigger quilts!

Get certified with one of our qualified staff members for just \$100. Let us know and we'll schedule an appointment. After certification you're ready to quilt!

Machine rental after certification includes a needle, machine oiled, and assistance from our professional quilters who are here to answer your questions.

Q16 (Sit down table model) ~ \$15 per hour
Q24 (on frame) ~ \$25 per hour with maximum \$150 per day.

The 20% OFF
SALE
BERNINA
made to create
March 1-31, 2023



Do you have a **BERNINA Preferred Customer Card?**
Apply today at
www.berninausa.com
Use it EVERYDAY for
EVERYTHING in
the store!

Don't miss these Bernina Accessory Specials!

February 25% Off
Multiple Spool Holder



March 20% Off
BERNINA & Bernette
Presser feet



April 25% Off
BERNINA & Bernette
Serger Presser Feet

May 25% Off
3-Sole Walking Foot with
Seam Guide #50



Patriotic Parade with Claudia Dinnell

April 13 - 15, Thu - Sat
10am - 4pm
Class Fee: \$225
Pattern: \$130



Embroidery Fun!

Software Inspiration

with **Mary Lewkowitz** for intermediate sewers
10-1 Wed Feb 22, Mar 29, Apr 26, May 31
Annual Dues \$75.00

Want to use your software beyond the basics learned in Mastery class? Here is your opportunity to learn a new aspect of the software in greater detail while reinforcing your basic software skills. Bring your computers and experience a new lesson each month and ask questions to get immediate answers and solutions to software problems. The lessons are authored by a National Bernina Educator (the best there is!); lessons taught, and questions answered by an experienced teacher.

Embroidered Rope Bowl \$35.00

with **Sharon White** for intermediate sewers
Wed Feb 22 2 - 5

This is no ORDINARY rope bowl! All of us love the ease of creating these bowls in different shapes and sizes. Sharon is taking it one step further by adding an embroidery design to the center and the effect is beautiful! Makes a lovely gift or home décor for yourself. Bring your embroidery machine to class to create either a bowl, placemat, wall hanging or coaster, it's totally up to you!



*Note: image is representative and is not the exact design you will be making.

Everybody Embroiders Club 1

with **Diane Mathus-Nagano**

Annual Dues \$80.00
Sat 10 - 1 Feb 4, Mar 11, Apr 1, May 6

This version focuses on beginners to embroidery with any model of Bernina embroidery machines. Learn more about your machine, designs, stabilizers and more. The members help decide the wide range of projects and the weekend scheduling makes it easy to attend. If you love to embroider, we'd love to include YOU!

Everybody Embroiders Club 2

with **Diane Mathus-Nagano**

Annual Dues \$80.00
Sat 2 - 5 Feb 4, Mar 11, Apr 1, May 6

Are you comfortable with your embroidery machine and want some new challenging projects? This version focuses on advanced embroiderers with any model of Bernina embroidery machines. The members help decide the wide range of projects and techniques that are covered. The weekend scheduling makes it easy to attend. If you love to embroider, we'd love to include YOU!

Pinpoint Placement \$35.00

with **Mary Furniss**

Wed Apr 19 2 - 5 OR
Wed May 17 10 - 1

Understanding Pinpoint Placement is the easy and precise way to position embroidery designs on your project. Find out the multiple ways you can use it so that every embroidery project will be as perfect as you intend it to be. This class will cover various Pinpoint Placement methods, including the newly added features and some samples will be stitched out.

Chocolate Recipe Towels \$35.00

with **Mary Furniss** for beginners and beyond

Fri Feb 17 10 - 1

Chocolate lovers rejoice! These recipe towels make the best gift and a fun kitchen display. My family and friends love to receive my recipe towels. It's a fun project for all levels of embroiderers. The pattern from Lunchbox Designs includes 10 different chocolate recipe designs. We will also talk about different types of stabilizers. Every day is better with a little chocolate!



BC COMMUNITY CONNECTION



Quilts of Valor

Wednesday

Feb 8

10 - 3

A Quilt of Valor is a wartime quilt made to honor our war wounded. It is a tangible way to say: "Thank you for your service, sacrifice and valor for our country." Bernina Connection celebrates our soldiers by assembling quilts to be sent to the Quilts of Valor Project. Bring your own quilt pattern and fabrics or assemble a predetermined quilt pattern. Like hand sewing? We have a few quilts that need to be finished with binding and a label before sending.

We will have machines set up in the classroom or you are welcome to bring your own machine.

Please be sure to register for the event so we know you are coming. For more information about

Quilts of Valor go to www.qovf.org. Thanks for your support!

Sew Powerful Charity Purse Sewing

with Mary Furniss for beginners and beyond

Friday May 19 10 - 2

We'd love your help with the SEWPOWERFUL program designed to keep girls in school all month and provide jobs to seamstresses in Lusaka. Be sure to read all details and download the beginners Cross Body Purse pattern and instructions to begin making purses. It is a printable PDF file.

To learn more about how these purses create academic achievement in Zambia, watch videos on the sewpowerful.org website and learn about the issue of Menstrual Hygiene Management.. We will have kits ready to sew and teach you how to make the beginners purse. Just bring your sewing machine and neutral thread. Class is limited to 6 so register early!



Friday

Feb. 24

10 - 12:30

Join Cecile, DiAnn and friends in making heart shaped pillows for breast cancer survivors that will be given to patients at the time of their surgery. We need people of all ages and levels of expertise to cut, stitch, stuff and attach labels.

Since May 2004, over 14,000 hearts have been made with materials donated by friends. Tina's Treasures at Virginia Piper Cancer Center is the primary distributor of hearts going to all HonorHealth Hospitals and Breast Centers. Hearts are always available at Bernina Connection for those who need them.

We are continuing to make hearts in a small group, so registration is limited.

E-mail friends@comforthearts.com or call DiAnn at 602.617.8070 to let us know that you are coming and if you are bringing your sewing machine so we can plan workstations.

JOY

AT YOUR FINGERTIPS

NATIONAL EMBROIDERY MONTH SALE | FEB 1-28 **BERNINA**

Embroidery Module Free¹

Purchase a BERNINA
Embroidery capable machine

Receive the Embroidery
Module for FREE¹



Qualifying machines include: B 500, B 535, B 570 QE, B 590, B 700, B 735, B 770 QE PLUS, B 790 PLUS, and B 880 PLUS. Offer excludes Special Edition Machines.



Did you know we're on Facebook & Instagram? Follow us for all the latest news! And don't miss our

Facebook LIVE every

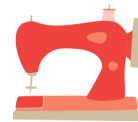
Wednesday @ 4pm

**FB: Bernina connection
Arizona**

IG: Bernina_connection




= Join us in the Lab! =



Kid's Lab

Friday Apr 21 & May 19 4 - 7
\$20 per session



Hey kids, now you have your own sewing lab! Come to get help with finishing your projects from our kid's classes! Bring a sewing machine or rent one of ours and we'll help you get those projects done!

Sewing Lab

Wed Feb 1, Mar 1, Apr 5, May 3 10 - 1
Thu Feb 16, Mar 16, Apr 20, May 18 6 - 9

\$20 per session

Sewing Lab is like going to the gym for *creativity* fitness! Sign up, use our space, our basic equipment and even rent a sewing machine. You can finish a class project or work on a new project. Each session will have an "on duty" teacher ready to help you! It's a great way to get questions answered and make progress on your UFO's.

Serger Lab

Wed Mar 8, Apr 12, May 10 4 - 7
\$20 per session

Calling all UFO serger projects! Land in the BC for a help session with Marlina, our serger expert. Whether garments, accessories or home decor, she'll answer your questions and you'll have a blast! And if you don't have a specific project Marlina can help you start one.

Garment Lab for KNITS

Sat Mar 25 10 - 1
\$20

Didn't quite finish your project from Jeannine's Knit Know How classes? Here's the opportunity to get assistance with a neckline treatment, tweaking your fit, or anything else that you did not quite finish during class. Perfect opportunity to put all those unfinished knit projects into your *active* wardrobe. We will be concentrating on KNIT PROJECTS only.

Embroidery Lab

Mon 10 - 1
Feb 27, Mar 27, Apr 24, May 22
\$20 per session

Embroidery Lab is a dream come true! Here is your opportunity to finish those "UFOs" or that project that has you puzzled. All while in the comfort of our space with use of our basic equipment (tables, mats, ruler, etc.) and easy availability of missing supplies. **Embroidery Lab** will have an experienced teacher to guide you, answer your questions, and help with challenges that may arise. What a great place to be; with others that like to embroider!

Garment Lab with Jeannine Heller

Fri Feb 3, Mar 10, May 5 10-1
\$20 per session
Fri Apr 7 10 - 3 \$30



Garment Lab is for all garment makers no matter if you are finishing a class project or working on a project of your own. Jeannine has a wealth of experience and will be able to answer questions or guide you if you get stymied on the way. Use our classroom for extra space and camaraderie. Be sure to register so we know you are coming. **April 7th is a special 5 hour session.**



Experience the **EXCLUSIVE**
One-step BERNINA
Air Threader.

**FULL FEATURED
AND AFFORDABLE.**
BERNINA Q 16 Longarm

TRY ONE TODAY!

BERNINA





602.553.8350

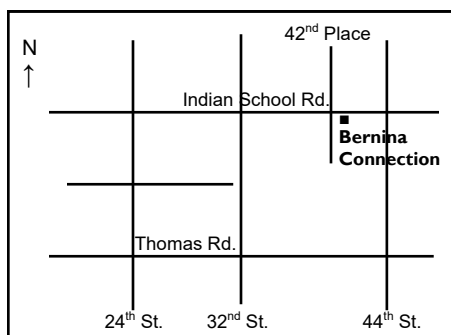
Store hours

Monday - Saturday 9:30 AM - 6:00 PM

Closed Sunday

WEBSITE: www.berninaconnection.com

EMAIL: bcreative@berninaconnection.com



We're on the south side of Indian School Rd.
Plenty of parking in the back of the building.

Bernina Connection Policies

You know we gotta' have 'em...

- ~ Class fee due at registration.
- ~ **One week cancellation notice is required to refund or credit class fees.** No refunds for visiting teachers.
- ~ Be sure to get the materials list at time of registration. Please read it **before** class so you are prepared. You may have prep work for class. Supply lists are also available online.
- ~ All brands of sewing machines and sergers are welcome in our classes (except Machine Mastery).
- ~ Please turn off cell phones during class.
- ~~ Plan to be in your seat with your machine set up and ready to learn *on time*.
- ~ No kids in adult only classes, no adults in kids classes.
- ~ We appreciate no open drink containers.

Mark your Calendars!

- Feb 14 Valentine's Day Sale
- March 17 St. Patrick's Day Sale
- Mar 23 - 25 AQG Quilt Show "Canyon of Color"
- May 5 Cinco de Mayo Sale
- May 27 Memorial Day Sale
- May 27 Reg(istration) Party

What do you get when you buy a machine from *The Bernina Connection?*

- When you buy a machine from BC, we become your new extended family.
- 4 to 13 hours of *free* hands-on Machine Mastery classes to learn everything you need to know about how to use your machine.
- If you need a refresher lesson on your machine, you can repeat a Mastery class again for free. You can take the classes more than once for a refresher!
- Customer service and support from the most talented staff and teachers *on the planet!*
- At least 1 year free clean, oil and adjust machine servicing. Great trade up policy, just ask for details!
- 20% discount on the purchase of any cabinet or sewing furniture.
- Special financing terms available with the *Bernina Credit Card*.
- Great customer service just like we give every customer who walks through the door or uses our online store at **www.berninaconnection.com**!