

4219 E. Indian School Rd
Suite 103
Phoenix, AZ 85018
602.553.8350

www.berninaconnection.com

Open Mon-Sat 9:30-6:00
Closed Sunday

the **BERNINA**



CONNECTION

**Fall / Winter
2023-2024**

October
November
December
January

SEWING!

~~It's Sweater
Weather~~



Table of Contents

Class Planner	3	The Perfect Bag/Quilts & More	10
Guest Workshops & Events	4	Little of this, Little of that/Sales	11
Meet our Teachers!	5	Bernina Mastery Classes	12
Beginners & More/Embroidery	6	Sales/BC Community Connection	13
Garments & More	7	Lab Workshops	14
Monthly Calendar	8-9	BERNINA Promotions	15
		Map/Repair Info	16

Class Policies & Perks

- Class fee due at registration
- **One week cancellation notice** is required for refund or store credit for class fees
- **No refunds for visiting teachers**
- Each class will have a **supply sheet** available in print form at the store, or online on the class page. **It will not be emailed to you.** Please read and be prepared before class starts. There may be prep work and specific supplies needed.
- All brands of sewing machines and sergers are welcome (except for Machine Mastery classes).
- No kids in adult classes & no adults in kids classes.
- We appreciate no open drink containers.
- **10% discount on all purchases the day of class!** (exclusions apply)

Guide to Class Levels

I. BEGINNER

- Identify parts of your sewing machine with help from the manual
- Can thread machine, wind bobbin, sew a straight seam, back stitch or lockstitch
- Use a basic pattern with help
- Made a simple project: tote bag, simple pj's, pillow
- Work with easy woven fabrics: cotton, cotton blends, linen

II. ADVANCED BEGINNER

- Can follow pattern directions, know some of the sewing/construction terms
- Cut fabric on appropriate grainline and mark pattern symbols for construction
- Can sew straight seams, curved seams and or darts, easy hand stitches
- Have a general understanding of fabric types: woven, knit, interfacing
- Can follow directions to apply patch pockets, simple zipper, buttonholes with help if garment sewing.
- Understand basic quilting or bag construction

III. INTERMEDIATE SEWIST: All of the above and

- Experience sewing garments with seam finishes, darts, zippers (regular and invisible), buttonholes/button bands, facings, collars, sleeves, pocket variations
- Comfortable altering patterns for size and design
- Comfortable sewing knits and wovens
- Has experience with different quilting techniques

IV. ADVANCED SEWIST: All of the above and

- Comfortable cutting, marking and sewing variety of fabrics
- Reads and understands most pattern directions
- Comfortable sewing invisible zippers, facings, classic collar with band, various machine and hand hems.
- If quilter, understanding complex design concepts.



Class Planner



Use this section to keep track of the classes you want to take and any other tidbits of information you don't want to forget!

Classes I NEED to take!

Signed
Up

☐
☐
☐
☐
☐
☐
☐
☐
☐
☐
☐
☐

Title of Class

Date/Time

Classes I'm Still Thinking About

Signed
Up

☐
☐
☐
☐
☐

Title of Class

Date/Time

NOTES



Guest Workshops & Events



Debbie Kahn Wet Felted Flowers Saturday Oct 28 10-2 Cost: \$65

Want to learn how to wet-felt? In this introductory class, you will learn how to wet-felt at least two different types of three-dimensional flowers that can be placed on felted stems or made into brooches. You will be taught all the basic steps of wet-felting, including fiber layout, pre-felt, and fulling, which produces a wool fabric that can be sculpted into flowers. Fiber and patterns included.



Wet Felted Vessel Saturday Jan 27 2-6 Cost: \$70

Want to learn how to turn wool fiber into three dimensional objects? In this class, you will learn how to use a flat resist to create a wet-felted, hollow vessel. You will be taught all the basic steps of wet-felting, including fiber layout, pre-felt, and fulling to make a beautiful little pot. You will also learn how to embellish your design with other fibers and pre-felts. Fiber and resist material included.



Rochelle Rice Pet Portraits Saturday Nov 4 10-4 Cost: \$125

Renowned artist Rochelle Rice will offer a one day workshop on pet portraits! She is an accomplished artist with years of experience in various mediums, known for her stunning and highly detailed collage quilts and pet portraits. Workshop is open to all skill levels.



Jennifer Rounds Santa Smiles Tree Skirt Mondays Oct 23 & Nov 6 10-1 Cost: \$50

Is a Christmas tree skirt one of those "maybe someday" projects? It only took me 20 years to dream up my Santa Smiles pattern for my own family holiday. Join me on a pre-holiday adventure to make your own version using paper piecing and beaded embellishments for a spectacular finish. You will build your santa/tree units, add accent borders and create the wedge shaped blocks. Learn about adding inset accents to a paper-pieced pattern as well. Skill level is advanced beginner.



Mary Shey: Ribbon Stitchery Cost: \$60 per class

Summer Wreath

Friday Nov 10 10-3 Kit fee: \$26



Get started with ribbon stitchery with this beautiful floral wreath with butterfly. Learn all the basic techniques that will allow you to try more advanced patterns and create your own unique designs!

Summer Whisper

Saturday Nov 11 10-3 Kit fee: \$32



Have experience with ribbon embroidery? You will love taking this advanced class with Mary. Create a stunning floral bouquet using a variety of techniques. New to ribbon embroidery? Take the "Summer Wreath" class and you'll be ready to go!



Meet our Teachers!



Cecile Babich Morrow

Cecile fell in love with sewing through 4-H over 50 years ago. She's been a teacher of various classes for 20+ years and loves working with new sewers! Almonds are her favorite food and has been blessed with "Siri" her German short-hair pointer for 16+ years.



Marlina Kessler

Marlina started sewing in high school making dancewear for herself and friends. She turned it into a business and now she's owner of the Bernina Connection! When she isn't sewing, you can find her playing with her many animals: Fiona, Sheldon, Sonny,

Gus, etc...



Patricia Benner

I have been sewing for 51 years now. I try to sew every day in between my work and family life. I enjoy needlework as well and leatherwork.



Mary Lewkowitz

Mary has been sewing more years than she can count! She has a Masters degree in Educational Supervision and taught high school for 8 yrs. She supervised the Family and Consumer Studies for the state of AZ for 15 yrs and has taught sewing for 20+ yrs. She has a toy poodle named Teddy.



Diana Li Fitzgerald

Diana has been sewing for 18+ years and is a pattern designer & educator. Former scientist turned Fabric DJ. She is owner of BanjoFlannel and was on faculty for Quiltcon 2022 and is also faculty for

Quiltcon 2024. All food is her favorite food! Find her at www.banjoFlannel.com



Diane Mathus-Nagano

Diane has been at BC for 15+ years and loves ALL kinds of sewing. She fell into embroidery and the rest is history. LOVES teaching! She loves the camaraderie and creativity at BC and always learns from her students. Has 11 grandkids and 5 BERNINAs.



Jeannine Heller

Textiles/Clothing & Art degree. Community college instructor for 25 yrs. Active/served on local and national board for Prof. Assoc. of Custom Clothiers. Owner of Jeannine Rene' Custom Clothier for

35 yrs. Favorite dessert is anything chocolate!



Sharon Scalise

Sharon's background in sewing and fashion began with guidance from her grandmother and mother. She holds an MS in Clothing, Textile & Design and taught college for 40 years. She retired as Chairperson of

the Fashion Studies Program at College of DuPage in Glen Ellyn, IL.



Do you have a **BERNINA Preferred Customer Card?**

Apply today at www.berninausa.com
Use it EVERYDAY for EVERYTHING in the store!



Sharon White

Sharon started sewing as a child. She loves machine embroidery, making garments and bags. Former ER nurse of 42 yrs., she has 3 daughters, twins and a single birth, all born within 11 1/2 months! Her husband of 46 yrs and 3 girls are the center of her world. Current best friend is a 14 yr old dog name Mr. Gibbs.

Beginners & More

All Brands Serger Intro

with **Marlina Kessler** for beginners

Wed	Oct 18	6 - 9
Mon	Nov 13	6 - 9
Thu	Dec 14	2 - 5
Sat	Jan 27	10 - 1

Do you have a serger that sits in the closet because you don't know how to thread it or sew with it? This class will make you so comfortable with your machine that it will become your best friend. We'll cover threading, tensions, trouble shooting and basic serging techniques including rolled hem. The class is for all brands of sergers - both young and old. NOTE: if you purchased a new Bernina from the Bernina Connection, there are free mastery classes for you. Check the schedule for dates and times.

Start Sewing!

with **Diane Mathus-Nagano** for beginners

Kids:	Sat	Oct 28	3 - 6
Teens & Adults:	Thu	Jan 18	6 - 9

If you've never (or barely) touched a sewing machine, or need a refresher, this class is for you. Bring your machine or rent one of ours. Learn about the machine, stitching, thread, needles, etc and finish by making a simple project. Then you'll be ready for even more classes and projects! Kit is available for purchase.

\$35.00 Pillowcase for Beginners

with **Miss Diane** for beginners

Wed	Nov 15	2 - 5
-----	--------	-------

Pillowcases are fun and easy to make no matter what your sewing level. If you can thread your machine, wind a bobbin, and sew a straight seam, you can make a pillowcase. An easy French seam gives you no raw edges on the inside. Once you know the trick you can whip them out in no time - and they make great personalized gifts.

BERNINA Couching Feet Intro

with **Mary Furniss** for beginners

Thu	Jan 18	2 - 5
-----	--------	-------

Come play and learn about Bernina's couching feet: Bulky Overlock Foot #12/12C, Braiding Foot #21, Cording feet #22/#23 and the clear embroidery foot #39/39C. We will be making a sample book using these feet while learning about their features. See the advantages of owning the Bernina Big Book of Feet in your sewing library.

\$35.00



Embroidery

Hanging for the Holidays

with **Mary Furniss** for beginners

Thu	Oct 12	10 - 1
-----	--------	--------

Stitch up one or both cheerful holiday wall hangings. Decorate for fall with the Witch's hat embroidered with fun Halloween expressions. Add a spider and some spooky bats! The Christmas tree is embroidered with holiday sentiments and appliqued ornaments. Pattern includes twenty-three embroidery designs for embroidery machines and complete assembly instructions. Each wall hanging is 31" x 40"

****Pattern included in cost**



Embroidered Rope Wall Hangings & Rope Bowls

with **Sharon White** for advanced beginners

Fri	Nov 17	12 - 6
-----	--------	--------

We're going to rope you in on this project! Create unique gifts and home décor using rope and your embroidery machine. Make a beautiful wall hanging, rope bowl, set of coasters, there's plenty of options! These make perfect gifts that your friends and family will cherish forever.

\$50.00




Freestanding House Plants

with **Diane Mathus-Nagano** for beginners

Mon	Dec 18	2 - 6
-----	--------	-------

Here they are! The freestanding embroidered houseplants that NEVER NEED WATERING. They are fun to make, make great ever lasting, evergreen gifts. And so realistic!

\$40.00



Software Inspiration

with **Mary Lewkowicz** for intermediate sewers

10-1	Wed	Oct 25, Nov 29, Dec 27, Jan 31
------	-----	--------------------------------

Annual Dues \$75.00

Want to use your software beyond the basics learned in Mastery class? Here is your chance to learn the software in greater detail while reinforcing your basic skills. Bring your computers and experience a new lesson each month. Ask questions and get immediate solutions to software problems. The lessons are authored by a National Bernina Educator, the best there is! Lessons are taught & questions answered by an expert teacher.

UFO Janine Babich Workshop

with **Cecile Babich-Morrow** for advanced beg.

Thu	Jan 11	2 - 5
-----	--------	-------

Let's be honest, we try to finish all our sewing projects...but sometimes we need help! This class is specifically for help finishing your Janine Babich pattern projects. Wall hangings, tri-fold displays, you name it! Get help from an expert and leave with your finished projects.

\$35.00



Garments & More

Garment Knock-off

\$65.00

with **Jeannine Heller** for advanced beginners

Mon Oct 30, Nov 6 & Nov 13 2 - 5

Want to copy a favorite garment without taking it apart? Working with basic, simple designs, you can recreate that garment with a pattern knock-off to fit your figure. It is advised to make a "test garment" to refine the fit of the new pattern. Construction techniques will NOT be explored due to the variety of styles that may be presented by the students.

Comfy Clothes

\$55.00**

With **Marlina Kessler** for beginners

Thu Dec 21 2 - 6

There's nothing better than slipping into a comfortable set of clothes that fit just right. Choose either a simple pull-on elastic waist pant, a basic oversize top or an A-line dress to make. Construction is quick on a serger, but you can easily use your sewing machine also. We do have sergers to rent. This is a good beginning class for people just starting out. All makes and models of machines are welcome. ****Pattern included in cost**



Stacie's Jean Jacket

\$65.00

with **Jeannine Heller** for intermediate sewists

Tue Nov 28, Dec 12 & Dec 19 2 - 5

Stacie's Jean jacket pattern by StyleArc is figure flattering and easy to sew. Jeannine will guide you through the fitting process, the construction details and show you how to add on features to make this versatile jacket one-of-a-kind that can be worn for a multitude of looks. Upcycle old jeans or use new yardage in a chic casual style. Topstitching, button/buttonhole applications, pressing techniques and unique design add-on's will make your garments professional in appearance.



Stacie's Jean Jacket: Design Add-on's + Fitting

\$35.00

***\$10 discount to students that are concurrently enrolled in the Stacie's Jean Jacket class

with **Jeannine Heller** for advanced beginners

Tue Dec 5 2 - 5

Stacie's Jean Jacket pattern is figure flattering and easy to sew, but with no pockets or details/design features. This class will help you draft (and include written instructions) for those design add-ons: breast pockets, in-seam pockets/princess line, embroidery, tabs on waistband, bandless chic jacket redesign, reshaping sleeve at cuff level. Fitting/pattern help with hard-to-fit figures. Must be enrolled in current or prior Stacie's Jean Jacket class.

Finish your Frankie or London Shirt

\$40.00

with **Sharon Scalise** for intermediate sewists

Thu Dec 7 10 - 2

Is your garment waiting impatiently to be finished and worn? Join Sharon and take the opportunity to bring your shirt to "life", finishing the last details of your Frankie or London garments in time for the holidays! You must have taken the Frankie or London Shirt class previously to enroll.



Mountain View Pull-on Jeans

\$165.00**

with **Jeannine Heller** for advanced beginner and beyond

****Price includes stretch denim fabric and pattern!**

Fri Jan 5, 12 & 26 10 - 2

Tired of jeans that won't fit in all areas at the same time? This classic jeans pattern will be your new best friend. Constructed with stretch denim/twill (must be 20-25% stretch) you will achieve a classic jean look without all the fuss. Adaptations to the contoured stretch waist treatment, pockets (with added tummy control—drafted in class), and a personalized leg shaping will make this your favorite jeans and/or jean shorts. The look of a front zipper—but no zipper! Personalized fitting for each student.



Bias Basics - Woven Fabric Tops

\$65.00

with **Jeannine Heller** for advanced beginner and beyond

Tue Jan 9, 16 & 23 2 - 5

Bring your favorite simple t-top, tunic or t-shirt dress pattern with a set-in sleeve (Grainline Scout Tee pattern GS11002 suggested). Directions for getting that relaxed fit of a knit in a woven fabric with bias cutting/design. Learn the in's and out's of bias cutting/sewing. Using a beautiful rayon challis from BC, design a cool comfortable top with a variety of sleeve applications. Class info on: French binding, piping, seam finishing options & hemming techniques.



Custom Converse Shoe Workshop

\$65.00

with **Patricia Benner** for beginners and beyond

Wed Jan 17 & 24 10 - 5

You can learn how to de-construct and pattern draft a new outer covering and build your own custom shoe! We'll start off with an easier approach to making new shoes and you will learn techniques and skills that will help you grow in your exploration of shoe construction. This class is hands on; you will make your shoes in class. We begin with a pair of converse shoes, low or high top. The class is designed for classic tie up shoes; not mules, slip-on, or shoes with elastic backs. This class is a **prerequisite** for my other shoe classes.



Spirit Jersey





\$55.00



with **Patricia Benner** for beginners and beyond

Thu Jan 25 10 - 4:30

Show off your team spirit or showcase your favorite activity or inspiration. Mine is theme park inspired and of course I have a sewing jersey. You will quickly learn how to create a professional quality shirt. They are comfortable, fashionable and fun for everyone. Adult or child size.



Sun	Mon	Tue	Wed	Thu	Fri	Sat
1 	2	3	4	5	6 Stitchwise B790 PRO Event Shop Hop	7
8	9 10-1 Wool Stitches 2-5 #1 Basic Op. (SS) Shop Hop	10 10-3 Back to School Sewing 6-9 Sewing Lab	11 10-6 The Boot	12 10-1 Hanging with the Holidays	13 10-12:30pm Breast Cancer Comfort Hearts 	14 10-1 Everybody Embroiders Club 1 2-5 Everybody Embroiders Club 2
15 	16 4-8 Spooky Treat Tote	17 10-1 Creative Divas 2-5 #2 Stitch Fun (DMN) 6-9 Tricks & Treats Table Runner	18 6-9 All Brands Serger Intro	19 10-1 Basics of Cover & Chain L890,b42 2-5 Bernette Basic Op.	20 10-1 Tuffet (1) 2-5 Basic Serging L890,L860	21 BC Bag Day 10-3 Garment Lab
22	23 10-1 Santa Smiles Tree Skirt (1) 2-5 Step C-1	24 2-5 Holiday Oven Mitt 6-9 Quilt Club	25 10-1 Software Insp. 2-5 #1 Basic Op. (DMN)	26 10-1 Sewing Lab 2-6 Emb. Intro	27 10-1 Tuffet (2)	28 10-2 Wet Felted Flowers 3-6 Start Sewing for Kids
29 	30 10-1 Embroidery Lab 2-5 Garment Knock-off (1)	31 2-5 BSR		October		

Sun	Mon	Tue	Wed	Thu	Fri	Sat
November			1 5-9 Candy Cane Forest	2 10-1 Purse Pal 4-7 Serger Lab	3 10-1 Garment Lab 2-6 Doggie Couture	4 Rochelle Rice: Pet Portraits 10-4
5 	6 10-1 Santa Smiles Tree Skirt (2) 2-5 Garment Knock-off(2)	7 10-1 Step C-2 2-6 Emb. Intro.	8 10-1 Sew Powerful Purses	9 10-1 Basic Serging L450, L460,b44, L850 2-5 3 Series Mastery 6-9 #1 Basic Op. (DMN)	10 Mary Shey: Summer Wreath 10-3	11 Mary Shey: Summer Whisper 10-3
12	13 10-1 Wool Stitches 2-5 Garment Knock-off(3) 6-9 All Brands Serger Intro	14 10-1 Step C-3 2-5 Reversible Quilt 6-9 Sewing Lab	15 10-1 #2 Stitch Fun(SS) 2-5 Pillowcase for Beginners	16 Scrappy Stick Sewing Circle	17 12-6 Embroidered Rope Wall Hangings & Bowls	18 BC Bag Day 10-1 Everybody Embroiders Club 1 2-5 Everybody Emb. 2
19 	20 Open Sew	21 10-1 Creative Divas	22 Closing at noon	23 Closed for Thanksgiving	24 BERNINA Black Friday Super Sale	25
26 30	27 10-1 Embroidery Lab	28 10-1 #1 Basic Op.(SS) 2-5 Stacie's Jean Jacket(1) 6-9 Quilt Club	29 10-1 Software Insp. 2-5 Bernette Basic Op. 6-9 Basic Serging L890,L860	30 10-1 Sewing Lab 2-5 BSR		

Sun	Mon	Tue	Wed	Thu	Fri	Sat
December			12 Days of Christmas Sale Dec. 1 - 14 Different deals everyday!		1 10-1 Garment Lab 2-6 Fabulous Fabric Flowers	2 10-1 Everybody Embroiders Club 1 2-5 Everybody Embroiders Club 2
3 	4 2-4 Stitched Memories Fabric Book(1)	5 2-5 Design Add-on's + Fitting: Stacie's Jean Jacket 6-9 Sewing Lab	6 2-5 #1 Basic Op. (DMN) 6-9 Basics of Cover & Chain L890,b42	7 10-2 Finish your Frankie or London Shirt 4-7 Serger Lab	8	9
10	11 10-1 Wool Stitches 2-4 Stitched Memories Fabric Book(2)	12 10-1 BSR 2-5 Stacie's Jean Jacket(2)	13 2-5 Step C-1	14 10-1 Basic Serging L890,L860 2-5 All Brands Serger Intro. 6-9 #2 Stitch Fun (DMN)	15 12-6 Meshing Around Back Pack	16 BC Bag Day 10-1 Simple Quilt Binding 2-6 Mommy and Me Slippers
17 	18 10-1 Embroidery Lab 2-6 Freestanding House Plants	19 10-1 Creative Divas 2-5 Stacie's Jean Jacket(3) 6-9 #1 Basic Op. (DMN)	20 10-1 Bernette Basic Op. 2-6 Emb. Intro.	21 10-1 Sewing Lab 2-6 Comfy Clothes	22	23 
24 31	25 Closed for Christmas	26 6-9 Quilt Club	27 10-1 Software Insp.	28	29	30
We Don't Want to Count it SALE: Dec.26 - 30						
Sun	Mon	Tue	Wed	Thu	Fri	Sat
	1 Closed for New Year's	2 	3 2-5 Step C-2	4 10-3 Close at Hand Supply Bag 4-7 Serger Lab	5 10-2 Mountain View Pull-on Jeans(1)	6 10-1 Everybody Embroiders Club 1 2-5 Everybody Embroiders Club 2
7 	8 10-1 Wool Stitches	9 10-1 Sew Powerful Purses 2-5 Bias Basics(1) 6-9 Sewing Lab	10	11 10-1 Tuffet(1) 2-5 UFO Janine Babich Workshop 6-9 BSR	12 10-2 Mountain View Pull-on Jeans(2)	13 10-1 #1 Basic Op. (SS)
14	15 10-1 #2 Stitch Fun (SS)	16 10-1 Creative Divas 2-5 Bias Basics(2) 6-9 3 Series Mastery	17 10-5 Custom Converse (1)	18 10-1 Tuffet(2) 2-5 Couching Feet Intro 6-9 Start Sewing for Teens & Adults	19 10-1 Garment Lab	20 Anniversary & REG Party! BC Badge Day
21 	22 10-1 Step C-3 2-5 #1 Basic Op. (DMN)	23 10-1 Basic Serging L890,L860 2-5 Bias Basics(3)	24 10-5 Custom Converse (2) 6-9 Basic Serging L450,L460,b44,L850	25 10-4:30 Spirit Jersey	26 10-2 Mountain View Pull-on Jeans(3) 3-6 Bernette Basic Op.	27 10-1 All Brands Serger Intro 2-6 Wet Felted Vessel
28	29 10-1 Embroidery Lab 5-9 Emb. Intro.	30 10-4 Sandhill Sling 6-9 Quilt Club	31 10-1 Software Insp.	January		

The Perfect Bag

Spooky Treat Tote

With **Diane Mathus-Nagano** for beginners
Mon Oct 16 4 - 8

No tricks here, just a tote full of treats! A simple sturdy bag that can fit lots of candy - or whatever floats your ghost! Complete with lining, boxed bottom and padded handles. This is a great bag learning experience for kids from 8 to 98. ****Pattern included in cost**

\$40.00**



Purse Pal

With **Mary Lewkowitz** for advanced beginners
Thu Nov 2 10 - 1

What a stylish way to keep cash and cards organized and handy! The zipper pocket, slip pocket and 6 card slots secured with a snap closure offer secure and reliable storage. Make yours with cork, vinyl, faux or real leather for a functional stylish accessory. Make one and you'll want to make more!

\$35.00



Meshing Around: Swimsuit & Beach Supply Backpack

With **Sharon White** for advanced beginners
Fri Dec 15 12 - 6

Lightweight drawstring backpacks made with mesh and fabric are easy to make and perfect for carrying everything from swimsuits or pool toys, to dance or workout gear. Learn how to sew on mesh and create a cinch top that provides easy opening and closing. Choose fabrics in school or team colors for you students and sports fans! Choose from 3 different sizes.

\$50.00



Close at Hand Supply Bag

With **Diane Mathus-Nagano** for advanced beginners
Thu Jan 4 10 - 3

This pattern is specifically designed for diabetic supplies, including an ice pack. But it can be used to conveniently carry other items, such as first aid, travel or sewing supplies. It's a handy compact zippered case, 4.5" x 8", with an additional zipper pocket as well as mesh pockets and elastic loops. There's room for all types of small tools and supplies!

\$45.00



Sandhill Sling

With **Mary Lewkowitz** for advanced beginners
Tue Jan 30 10 - 4

Sew this compact hands-free sling style bag to carry your daily necessities or to take for travel, biking or walking. The convenient sling design allows easy access as well as being out of the way when you're not using it. Compact, yet roomy enough for the essentials. The adjustable strap makes it easy to wear with handy quick access to small items in the front pocket. What a wonderful gift for your favorite person!

\$50.00




Quilts & More

Tricks and Treats Table Runner

With **Diane Mathus-Nagano** for advanced beginners
Tue Oct 17 6 - 9

Pumpkins, spiders, skeletons and the cutest black cats, all in a fabric kit with included pattern! With a 60 degree triangle ruler and some special tricks of piecing, you'll have no more fear of triangles. This runner is a generous 79" long to fit the longest of treat tables, but you can size it to your perfect length.

\$35.00




Candy Cane Forest

With **Diane Mathus-Nagano** for advanced beginners
Wed Nov 1 5 - 9

Use these whimsical trees to make a cute quilt, table runner, or pillow. The geometric layout makes it easy to choose the size of your project. Learn how to offset the triangles to line them up (a great piecing skill, and easier than you think!) and you'll have a nice little forest in no time.

\$40.00




Reversible Quilt

With **Sandra Streech** for beginners
Tue Nov 14 2 - 5

If you're torn about what color quilt to make, this class is for you! While sewing strips of one color on one side, you are setting the foundation for the opposite side that can be a different colorway. Also the sashing is so versatile and a great tool to have in your sewing repertoire. You will not finish the project but have a good start on it.

\$35.00



Simple Quilt Binding using the BERNINA Foot #71

With **Mary Lewkowitz** for intermediate sewists
Sat Dec 16 10 - 1

Finish your project with a quick professional binding using the BERNINA #71 presser foot. The results will amaze you and will be consistent every time. No more hand stitching, just clean finished bindings in a fraction of the time!

\$35.00

made to create **BERNINA**

Little of this, Little of that


Tuffets for Everyone!

With **Sandra Streech** for beginners
Thu Jan 11 & 18 10 - 1

OR
Fri Oct 20 & 27 10 - 1

Little Miss Muffet loved hers and we know you'll adore your OWN TUFFET! You can choose as many different colors as you like, up to 32, or a single color on all the wedges. There is a lot of room for creativity and after the second class you will take your finished tuffet home!

\$50.00



Scrappy Sticks Sewing Circle

Sat Nov 16 Anytime

If you want a head start on our tote bag from Shop Hop this year, drop in anytime to get started! (Shop Hop is the week long event where you visit local quilt shops, watch demos and get entered for a grand prize.) All it takes is bringing a shoe box size worth of scraps. We'll share scraps! Using a foundation you'll sew scraps of any size onto a strip of fabric. You can then use your strip for embellishing a quilt, clothing or purses. The look is similar to a crazy quilt.

FREE



The Boot: Foundation Piecing Techniques

\$55.00

With **Dima Cook** for beginners
Wed Oct 11 10 - 6

This fantastical piece you'll create in class is based on foundation piecing. You'll be exposed to lots of different techniques as well: bobbin work, bias seam cover, inserts, perry points and more. Class will have a break for lunch but the goal is to leave with your own beautiful boot!



Fabulous Fabric Flowers

\$40.00

With **Sharon Scalise** for beginners

Fri Dec 1 2 - 6

Need the perfect gift or an embellishment for your garment or home décor? Using your favorite fabric scraps, learn to make 3 different types of fabric flowers using a glue gun and simple hand sewing. Create flowers to adorn your favorite hat, garment, headbands and hair clips. Decorate your home accessories making trims for your lampshades, pillows, and blankets.

Holiday Oven Mitt

With **Mary Furniss** for beginners
Thu Oct 24 2 - 5

Great holiday gifts for friends and family on your list. A designer silicone oven mitt using your favorite fabrics for that special person. Mitt is 100% food grade silicone that withstands high heat up to 450 degrees fahrenheit. A quick personalized gift!

\$35.00



Stitched Memories Fabric Book

\$40.00

With **Sharon Scalise** for beginners

Mon Dec 4 & 11 2 - 4

Create a book made of items from your stash to honor a person, holiday, trip or your favorite hobby...sewing! Gather your bits of ribbons handkerchiefs, lace, trims, photos, papers, and objects and bring them to the first class for inspiration as we explore how to organize them into a delightful keepsake. The second class will be used to stitch together the book. A gift to be treasured for your special loved one.

Doggie Couture Hoodies or Pajamas

\$35.00

With **Patricia Benner** for beginners
Fri Nov 3 2 - 6

Have you ever thought about making clothes for your dog? In this class you will learn to make a hoodie or pajamas for your dog. Why not make matching hoodies for you and your dog!



Mommy and Me Slippers

\$40.00

With **Diane Mathus-Nagano** for advanced beginners

Sat Dec 16 2 - 6

What fun to make slippers! Adults and kids can pair up to make them together, or you can make them yourself. Use lots of decorative stitches to make them individual and fancy. Perfect for the chillier weather that we always HOPE is coming!



Check out our SALES & Events!



BC BAG Days

Saturdays

Oct. 21, Nov. 18, Dec. 16

Bring in your BC Bag and get special deals!




Anniversary/REG Party & BC Badge Day

January 20



12 Days of Christmas SALE

December 1 - 14
A Special Deal Everyday!



We Don't Want to Count it SALE

December 26 - 30

BERNINA

Mastery Classes

Our classes will give you the foundation to learn all the amazing features of your Bernina. Our mastery teachers will help you develop the confidence to move into our clubs and other classes to further develop your skills and creativity. Mastery classes are FREE when you purchase your machine or software at BC and are for current model machines. Registration is required. Cancellation notifications are appreciated as this allows another student to fill that space. Get your supply list at time of registration. You may take these classes more than once; our goal is for you to love and really use your new machine. Kit fees may apply.

REMEMBER to download the Mastery Workbook and bring to class!

Ask which classes are appropriate for your model.
New machine owners must complete Basic Operation
Before taking other Mastery Classes

#1 - Basic Operation

For 880 Plus, 790 Plus, 770QE, 740, 590, 570QE, 535, 480, 475, 435.
Machine overview, presser feet, tension, needles, thread, stabilizers & interfacing, care and cleaning of the machine.

One 3-hour session \$250.00 Kit fee \$5.00

2 - 5	Mon	Oct 9
2 - 5	Wed	Oct 25
6 - 9	Thu	Nov 9
10 - 1	Tue	Nov 28
2 - 5	Wed	Dec 6
6 - 9	Tue	Dec 19
10 - 1	Sat	Jan 13
2 - 5	Mon	Jan 22

#2 - Stitch Fun

For 880 Plus, 790 Plus, 770QE, 740, 590, 570QE, 535, 480, 475, 435.
Seams, hems, buttonholes and more.

One 3-hour session \$250.00 Kit fee \$5.00

2 - 5	Tue	Oct 17
10 - 1	Wed	Nov 15
6 - 9	Thu	Dec 14
10 - 1	Mon	Jan 15

3 Series Machine Mastery

For 325, 330, 335 & 350PE machine owners. Learn all the essentials for sewing on your machine. You bring your machine to this class so learning is hands-on.

One 3-hour session \$100.00 Kit fee \$5.00

2 - 5	Thu	Nov 9
6 - 9	Tue	Jan 16

Bernina Stitch Regulator Mastery

For all machines with BSR. Explore the options and functions.

One 2-hour session \$100.00 Kit fee \$5.00

2 - 5	Tue	Oct 31
2 - 5	Thu	Nov 30
10 - 1	Tue	Dec 12
6 - 9	Thu	Jan 11

Bernette Basic Operation

For 05, 33, 35, 37, 38, 77, 79 machine owners. Learn all the essentials for sewing on your machine. You bring your machine to this class so learning is hands-on.

One 3-hour session \$100.00 Kit fee \$5.00

2 - 5	Thu	Oct 19
2 - 5	Wed	Nov 29
10 - 1	Wed	Dec 20
3 - 6	Fri	Jan 26

Embroidery Machine Intro

Essentials for successful embroidery. Learn your module.

880Plus, 790Plus, 770QEE, 700E, 590E, 570QEE, 535E, 500E

One 4-hour session \$250.00 Kit fee \$5.00

2 - 6	Thu	Oct 26
2 - 6	Tue	Nov 7
2 - 6	Wed	Dec 20
5 - 9	Mon	Jan 29

Bernette Embroidery Machine Intro

Essentials for successful embroidery. Learn your module.

Deco 70 & 79.

One 3-hour session \$150.00 Kit fee \$5.00

****Call for Scheduling**

Basic Serging (L850/L450/L460, bernette 44)

Conquer your fears and learn how easy this new generation of Bernina and bernette sergers are to use.

One 3-hour session \$100.00 Kit fee \$6.00

10 - 1	Thu	Nov 9
6 - 9	Wed	Jan 24

Basic Serging for the L890, L860

Conquer your fears and learn how easy this new Bernina air- threading overlocker is to use.

One 3-hour session \$100.00 Kit fee \$6.00

2 - 5	Fri	Oct 20
6 - 9	Wed	Nov 29
10 - 1	Thu	Dec 14
10 - 1	Tue	Jan 23

Basics for Cover & Chain (L890/ bernette 42)

Learn how to use your new Cover & Chain machine to it's fullest for garments, home décor & crafts. This session will help you master threading for both features and show you how to implement those practical and creative stitches.

One 3-hour session \$100.00 Kit fee \$5.00

10 - 1	Thu	Oct 19
6 - 9	Wed	Dec 6

Step C-1: Basic Bernina Software Tools

This is the 1st V9 Designer Plus Software class. Topics include: screen calibration, file organization, fabric settings for underlay, resize, rotate, & mirror image, creating your own thread chart, opening, saving and closing designs, customizing designs through lettering, sending designs to the sewing machine or USB Stick. You must complete Step C-1 before Step C-2 or C-3.

One 3-hour session \$175.00

2 - 5	Mon	Oct 23
2 - 5	Wed	Dec 13

Step C-2: Software

This is the 2nd V9 Designer Plus Software class. Topics include: Portfolio, monogramming, removing overlaps, group alignment tools, elastic lettering choices, editing pre-digitized designs, auto-digitizing and magic wand, mirror merge, wreath, & kaleidoscope tools. You must complete Step C-1 before Step C-2 or C-3.

One 3-hour session \$175.00

10 - 1	Tue	Nov 7
2 - 5	Wed	Jan 3

Step C-3: More Software Techniques

This is the 3rd V9 Designer Plus Software class. Topics include: Reshape, color wheel, block digitizing, freehand drawing, manual digitizing tools, morphing and carving tools, color blending and textured edges, outlining, sculptured fancy, ripple, & contour fills. You must complete Step C-1 and Step C-2 before taking C-3.

One 3-hour session \$175.00

10 - 1	Tue	Nov 14
10 - 1	Mon	Jan 22



We Don't Want to Count it Sale!

December 26 - 30

Before you ring in the New Year, come celebrate early with great discounts!

Fabric 30% off

End of bolt 35% off

In Stock Books 30% off

**After Holiday deals on Machines
25-75% off selected items**

Don't miss these Bernina Accessory Specials!

**October 25% Off MSRP
BERNINA Bulky Overlock
Foot #12/12C**

**November 25% Off MSRP
BERNINA Free Motion
Couching Foot #43**

**December 25% Off MSRP
BERNINA & Bernette Presser
Feet**

BC COMMUNITY CONNECTION


Sew Powerful Charity Purse Sewing

with Mary Furniss for beginners and beyond

Wednesday Nov 8 10 - 1
Tuesday Jan 9 10 - 1

Did you know that the Bernina Connection is the first official drop-off site for Sew Powerful in Arizona? We'd love your help with the SEWPOWERFUL program designed to keep girls in school all month and provide jobs to seamstresses in Lusaka. Be sure to read all details and download the beginners Cross Body Purse pattern and instructions to begin making purses. It is a printable PDF file.

Learn more about how these purses create academic achievement in Zambia at sewpowerful.org website and learn about the issue of Menstrual Hygiene Management. We will have kits ready to sew and teach you how to make the beginners purse. Just bring your sewing machine and neutral thread.



Breast Cancer Comfort Hearts

Friday Oct 13 10 - 12:30

Join Cecile, DiAnn and friends in making heart shaped pillows for breast cancer survivors that will be given to patients at the time of their surgery. We need people of all ages and levels of expertise to cut, stitch, stuff and attach labels. Since 2004, over 14,000 hearts have been made. Tina's Treasures at Virginia Piper Cancer Center is the primary distributor of hearts going to all HonorHealth Hospitals and Breast Centers. Hearts are available at Bernina Connection for those who need them.



E-mail friends@comforthearts.com or call DiAnn at 602.617.8070 to let us know you're coming and if you're bringing your sewing machine so we can plan workstations. For more information, go to [facebook.com/comforthearts](https://www.facebook.com/comforthearts) or www.comforthearts.com.

Back to School Sewing

Tues Oct 10 10 - 3

Join us for a day of sewing to make garments for the Back to School Clothing Drive. Each year this organization clothes over 5,000 children in Maricopa County. Clothing for children from size 5 - 14 are needed.



There will be clothing already cut out to sew, but you are welcome to bring your own fabric and patterns. We are always in need of trendy ideas for girls in the size 12 - 14 range.

We are also looking for sewers of boys button up shirts in the same sizes. If you can't attend but would like to contribute to this wonderful organization we are accepting unopened packages of underwear and socks for all ages and sizes.

We hope you can join us!



— Join us in the Lab! —



Serger Lab

with **Marlina Kessler**

Thu Nov 2, Dec 7, Jan 4 4 - 7

\$20 per session

Calling all UFO serger projects! Land in the BC for a help session with Marlina, our serger expert. Garments, accessories or home decor, she'll answer questions and you'll have a blast! If you don't have a project Marlina can help you start one.

Sewing Lab

Tue Oct 10, Nov 14, Dec 5, Jan 9 6 - 9

Thu Oct 26, Nov 30, Dec 21 10 - 1

\$20 per session

Sewing Lab is like going to the gym for *creativity* fitness! Sign up, use our space, our basic equipment and even rent a sewing machine. Finish a class project or work on a new project. Each session will have an "on duty" teacher ready to help! A great way to get questions answered and make progress on UFO's.

Embroidery Lab

with **Diane Mathus-Nagano**

Mon 10 - 1

Oct 30, Nov 27, Dec 18, Jan 29

\$20 per session

Embroidery Lab is a dream come true! Here is your opportunity to finish "UFOs" or that project that has you puzzled. All while in the comfort of our space with use of our basic equipment (tables, mats, ruler, etc.) and easy availability of missing supplies. An experienced teacher will guide you, answer questions, and help with challenges that may arise. What a great place to be; with others that like to embroider!

Garment Lab

with **Jeannine Heller**

Fri Nov 3, Dec 1, Jan 19 10-1

\$20 per session

Sat Oct 21 10-3 \$35

Need help on a garment project you're struggling with? This is the workshop for you. Jeannine will guide you through simple to complex tasks that have you baffled in your sewing journey. You can get the help you need and work with like-minded garment enthusiasts.



FREE Open Sew!

Mon Nov 20 / Sat Dec 23 / Tue Jan 2

Sometimes you want some company while sewing...come sew in our classroom!

Join the Wool Stitchers Group

Monday Oct 9, Nov 13, Dec 11, Jan 8 10 - 1 **FREE!**

Do you just love to stitch on wool and enjoy the friendships and inspiration that comes with a group? Are you in a block of the month club and need encouragement to get started? Join us on the second Monday of each month and sit and stitch! Bring your current project and any show and share.



Did you know we're on Facebook & Instagram?

Follow us for all the latest news! And don't miss our Facebook LIVE every Wednesday @ 4pm



FB: Bernina connection Arizona

IG: Bernina_connection

BC Bag Program

Come to the store, pick up your BC bag and start earning badges for every non-mastery class you take! In-store specials throughout the year! The more badges you have, the better the prizes...



BC BAGS are only \$5.00

BERNINA Promotions

October 1–December 31, 2023

Q SERIES BUNDLE SAVINGS



Q 20
on 10ft. Studio Frame Bundle
SAVINGS OVER \$4,300*



Q 24
on PRO Frame w/ Q-matic Bundle
SAVINGS OVER \$9,200*



Q 20
on Horn Lift Table Bundle
SAVINGS OVER \$5,400*

*Offer valid October 1–December 31, 2023 while supplies last. Additional exclusions may apply. See BERNINA dealer for details.

BERNINA
made to create

October 1–December 31, 2023

FREE BERNINA Serger Studio With the Purchase of a L 890 A \$3,249* VALUE



Available in select regions

*Offer valid October 1–December 31, 2023 at any participating BERNINA store in the United States of America. Offer applies to one single purchase of a new BERNINA L 890 machine. Offer good for new L 890 machine purchase only. Please contact your local BERNINA dealer for details. Cannot be combined with any other offer. Not valid on previous purchases or with any other offer or coupon. Some restrictions may apply. Subject to availability. Available while supplies last. Offer not available in some jurisdictions. Customer responsible for all applicable sales tax. Offer void where prohibited by law.

made to create **BERNINA**

October 1–December 31, 2023

EXCEPTIONAL SAVINGS! Embroidery only machines

b70 DECO

\$999*
MSRP \$2,269



bernette
DESIGNER EDITION

B 500 E

\$1,999*
MSRP \$4,899



B 700 E

\$2,999*
MSRP \$7,749



*Offer valid October 1–December 31, 2023 while supplies last. Additional exclusions may apply. See BERNINA dealer for details.

BERNINA
made to create

October 1–December 31, 2023

THE MANY SHADES OF CREATIVITY

Fall Collection
BERNINA
made to create

IN STOCK!



B 475 QE
Kaffe Edition

B 770 QE PLUS
Kaffe Edition

B 570 QE
Kaffe Edition

made to create **BERNINA**



b79 YAYA HAN EDITION Everything You Need To Unleash Your Creativity!

FREE

- BERNINA Embroidery Software 9 Creator
- Presser Foot Set
- 3 Embroidery Hoops
- 276 Embroidery Designs



bernette
DESIGNER EDITION

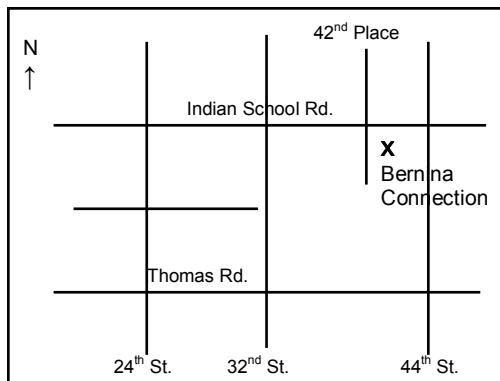
made to create **BERNINA**



602.553.8350

Store hours
Monday - Saturday 9:30 AM - 6:00 PM
Closed Sunday

WEBSITE: www.berninaconnection.com
EMAIL: bcreative@berninaconnection.com



We're on the south side of Indian School Rd.
Plenty of parking in the back of the building.

Does your sewing machine or serger need a spa day?

We all love our machines SEW much! Sometimes they need a check-up to be their best. Bring your machine in for a clean, oil & adjust and it will be running like new!

- We service all makes & models (except industrial machines and non-Bernina embroidery machines)
- Our technicians are Bernina Certified
- All machines stay on-site



Mark your Calendars!

Saturday	Oct 14	Super Saturday 0%/72 months
Saturday	Oct 21	BC BAG Day
Saturday	Nov 18	BC BAG Day
Saturday	Dec 16	BC BAG Day
Saturday	Dec 20	Anniversary & REG Party + BC BADGE Day
Saturday	Dec 26-30	We Don't Want to Count it Sale

What do you get when you buy a machine from The Bernina Connection?

- When you buy a machine from BC, we become your new extended family.
- *Free* hands-on Machine Mastery classes to learn everything you need to know about how to use your machine.
- If you need a refresher lesson on your machine, you can repeat a Mastery class again for free. You can take the classes more than once for a refresher!
- Customer service and support from the most talented staff and teachers *on the planet!*
- 1 free clean, oil and adjust machine service at the end of your first year of purchase.
- 25% off all Bernina accessories on the day you buy your Bernina machine.
- 20% discount on the purchase of any cabinet or sewing furniture.
- Special financing terms available with the *Bernina Credit Card*.
- Great customer service just like we give every customer who walks through the door or uses our online store at www.berninaconnection.com!

BERNINA CONNECTION MISSION STATEMENT

We are a woman-owned Bernina sewing machine dealership and quilt shop with an emphasis on quilting, garments and embroidery. We focus on creating an exceptional customer experience. Our mission is to provide the highest quality products supported by a well-trained, knowledgeable, diversified and friendly staff. We connect enthusiasts to each other, the community and their creativity.