



These are some great little printables I made to go along with the *Winter Heating Pad Pattern*. I made these one Christmas to give to the ladies in my family, along with the heating pad that I had designed. The heating pads were such a hit, probably for their usefulness as much as their cuteness! For more information on the heating pad pattern, check out our website at www.thewoodenbear.com!



©2017 The Wooden Bear For individual use. Quilt shops are allowed to print these pages and include in kits, but are not allowed to sell the individual sheets or computer files. All artwork and designs are protected by United States Federal Copyright laws. Individuals may make *finished quilt projects* using this printed sheet (CANNOT sell copies of this sheet), and are allowed to sell them at craft fairs, fundraisers, and small affairs. However, please give credit where it is due, and note The Wooden Bear as the designer. Please contact The Wooden Bear with any questions or concerns.

1-866-927-8458 service@thewoodenbear.com www.thewoodenbear.com

Additional Goodies for Gift-Giving!

If you are giving the heating pad as a gift, we have provided you with some helpful extras on pages 9 through 13. On this page are cute little stockings to be used as gift tags, or simply to embellish your gift. Simply glue or tape to packaging, or punch a hole and tie to your gift. They can even be used to decorate a Christmas tree!

Tips for Printing Graphics

Please note that every printer prints differently, so results will vary. The graphics work and look best printed to a heavier cardstock paper. When you choose to print the document, a box should appear with print options. Play around with the paper type and quality options to see what gives you the best output. ***The important thing is to use what looks best with your printer!***




Instruction Tags

Print, cut, and give these along with the heating pads.

Warm & Toasty HEATING PAD

This little quilted warmer can be used as a heating pad, or just to make you feel warm and cozy!

To use: Untie the quilted bag and remove the heatable insert. Warm the insert in the microwave for approximately 2 minutes. Put the insert back into the quilted bag, tie, and start feeling the warmth! It will stay toasty for 30+ minutes.



Warm & Toasty HEATING PAD

This little quilted warmer can be used as a heating pad, or just to make you feel warm and cozy!

To use: Untie the quilted bag and remove the heatable insert. Warm the insert in the microwave for approximately 2 minutes. Put the insert back into the quilted bag, tie, and start feeling the warmth! It will stay toasty for 30+ minutes.



Warm & Toasty HEATING PAD

This little quilted warmer can be used as a heating pad, or just to make you feel warm and cozy!

To use: Untie the quilted bag and remove the heatable insert. Warm the insert in the microwave for approximately 2 minutes. Put the insert back into the quilted bag, tie, and start feeling the warmth! It will stay toasty for 30+ minutes.



Warm & Toasty HEATING PAD

This little quilted warmer can be used as a heating pad, or just to make you feel warm and cozy!

To use: Untie the quilted bag and remove the heatable insert. Warm the insert in the microwave for approximately 2 minutes. Put the insert back into the quilted bag, tie, and start feeling the warmth! It will stay toasty for 30+ minutes.












PDF Editable Heart Gift Tags!

PLEASE NOTE: If the editable boxes do not show up on your hearts, it's because you do not have the document open IN ADOBE ACROBAT! Save this document to your computer, and open in an Adobe Acrobat PDF reader program. Most computers come equipped with this program, but if not, you can download it for free at <https://get.adobe.com/reader/>.






This page can be edited right from your computer! Simply click on a box and type in the recipient's name on each heart tag below. If you are having trouble using this page, simply print off page 12 and write in the names with a pen.

These can be used attached directly to your heating pad or gift packaging. You can glue, tape, or punch a hole and tie with jute or ribbon! You can even write a nice greeting on the back!



Heart Gift Tags

These can be used attached directly to your heating pad or gift packaging. You can glue, tape, or punch a hole and tie with jute or ribbon! Write the name of the recipient in the cream colored box, and a nice greeting on the back.



Gable Box or Gift Packaging Labels

These are large labels to attach to your gift wrapping. These were designed to fit a 9" x 6" x 6" gable box, or simply attach to a gift box or bag. Gable boxes and bags can be found on our website at www.thewoodenbear.com.

