



*Peachtree Quilt Shop*

*140 Albert St, Regina, SK*

*306-569-1552*

*STORE HOURS*

*Mon-Sat 9am-5:30pm*

*Thu 9am-7pm*

**LIKE AND FOLLOW US ON FACEBOOK & INSTAGRAM**

*Winter Classes*  
*2024*

# **MARK IT ON YOUR CALENDAR!**

***Class Registration OPENS at 9:00am  
on January 3, 2024!!!***

## **CLASS POLICIES:**

- Class fees required at the time of registration.
- Phone registrations are accepted only if you use a credit card.
- Registration is non-refundable.
- In the case of a class cancellation due to insufficient enrolment, a refund will be issued.
- Supply list must be picked up at time of registration. Read carefully!
- Do not purchase any class supplies until you are sure the class has minimum enrolment.
- Please be on time to your scheduled classes!
- No children or babies in class.
- Bring any “sewing basket” items you think you will need over and above the class supply list.
- Although our classrooms are supplied with sewing machines, the odd class may ask you to bring your own machine (check your class handout sheet).
- Please do not wear perfume in the classroom.
- The price beside each class description is for the cost of instruction (in specific classes a require class kit is also included in class fees). Patterns and supplies are extra, and these are required for class.
- The time allotted for classes are designed to cover the concepts being taught, and not intended for completion of the entire project, except in the “learn to quilt” class.
- Expect homework in most classes!!

# NEW PEACH LEGEND!

Get the most out of your classes  
by following  
the level of experience required!

Watch for these symbols  
when registering for classes!!!

## Symbol Legend:



Learn to Quilt Class



Beginner level class



Intermediate level class



Advanced intermediate level class



Advanced level class

## Pattern or Book & Supplies Required For All Classes



# Let's Begin.....Learn to Quilt Classes

## **LTQ** YELLOW BRICK ROAD

**\$90**

The Yellow Brick Road is a classic quilt pattern we've been teaching at Peachtree for many years! In this class Sandi will teach you all the basic skills you need to delve into the quilting world. Sandi is a mostly retired home economics teacher who is passionate about imparting her knowledge to a new generation of quilters. The Yellow Brick Road quilt pattern is great for beginners and takes 6 fat quarters to make a fun and easy lap quilt. The fabric you choose will make each quilt created with this pattern totally different. This class will get you excited about quilting and ready to take on more with confidence!

Pattern & supplies extra.

DATE: Wednesday, January 10, 17, 24, 31, February 7

TIME: 6pm to 8:30pm

INSTRUCTOR: Sandi



## **LTQ** PERFECT 10

**\$90**

This class will give you all the basic tips and tricks you need to delve into the quilting world. Sandi is a mostly retired home economics teacher who is passionate about imparting her knowledge to a new generation of quilters. The Perfect Ten quilt pattern is great for beginners and takes 10 fat quarters to make a fun graphic quilt. You have so much room for creativity in the fabrics you choose, giving each student a unique and fabulous first project. This class is sure to get you excited about quilting and ready to take on more with confidence.

Pattern & supplies extra.

DATE: Thursday, February 29, March 7, 14, 21, 28

TIME: 6pm to 8:30pm

INSTRUCTOR: Sandi



# So you've taken a Learn to Quilt Class, WHAT'S NEXT...



## 3 YARD QUILT

**\$80**


This is a great class to take if you're a beginner, but you have a bit of experience either with our learn-to classes or beginner level quilts you've done on your own. Louise will take you through this fun and easy pattern, going over the basics along the way. It only takes 3 yards of fabric to create a beautiful lap quilt and it's an awesome opportunity to use some nice big prints you want to feature.

Free pattern. Supplies extra.

DATE: Monday, January 8, 15, 22

TIMES: 6pm-9pm

INSTRUCTOR: Louise



## BEGINNER FOUNDATION PAPER PIECING - "Geesing Around Table Topper"

**\$80**

In this class Louise will show you the basics of one of her favourite techniques – foundation paper piecing. If paper piecing is something that you have wanted to try, but feel intimidated and don't know where to start, this is the class for you. You will be doing a beautiful table topper that Louise has lovingly dubbed "Geesing Around".

This simple flying geese pattern will give you a great introduction into paper piecing, and your fun new table topper will give you a taste of what paper piecing has to offer.

Pattern & supplies extra.

DATE: Monday, January 29, February 5, 12

TIMES: 6pm-9pm

INSTRUCTOR: Louise





# WHAT'S NEXT CONTINUED...



## BEGINNER MACHINE APPLIQUE

**\$60**

In this beginner applique class, you will be making a set of placemats with various appliqued shapes on them. This will allow you to practice going around curves and corners, as well as trying out different applique stitches. With this technique you can make many beautiful projects, varying in difficulty from simple table runners to intricate quilts to gorgeous collages. This class will give you the basics to get started in the wonderful world of applique!

Pattern & supplies extra.

DATE: Thursday, February 8, 15, 22

TIME: 6pm to 8pm

INSTRUCTOR: Johanna



## RENÉE'S ZIPPERED TOTE (RZT)

**\$85**

In this class, Renée will teach you how to make this basic but beautiful tote bag. You will learn how to box corners, install a zipper, and install hardware. The hardware adds an extra touch that will jazz up your project and make it totally unique! If you have wanted to try bag-making but haven't given it a try yet, this is the class for you. Renée is a very experienced bag-maker who will give you all the tips and tricks to make your entry into bag-making easy and fun!

Pattern & supplies extra.

DATE: Saturday, February 17, 24, March 2

TIME: 9:30am to 1pm

INSTRUCTOR: Renée






**NORTHGATE  
SEWING CENTRE**

[WWW.NORTHGATESEWING.COM](http://WWW.NORTHGATESEWING.COM)



# **SEWING MACHINE SERVICE & REPAIR**

- **CERTIFIED TECHNICIAN**
- **SPECIALIZE IN PFAFF & JANOME**
- **DOMESTIC & INDUSTRIAL**
- **SERVING REGINA OVER 45 YEARS**



**(306)-569-1552**



**140 Albert St., Regina, SK**



# WHAT'S NEXT CONTINUED...



## SUMMER RAG QUILT

**\$80**

Living in Canada, we have become accustomed to our rag quilts being made with flannels. In this class, Louise is turning this idea on its head and doing a light summer rag quilt with quilting cotton. This version of rag quilt is used much more by our neighbors to the south, and it gives you a wider range of fabrics to choose from. Louise is suggesting you use 10" pre-cut squares (also known as layer cakes) to eliminate the need to cut your yardage into squares and making the process even easier. You will be given the tried-and-true methods of creating beautiful but simple rag quilts. You will leave this class with the knowledge and ability to put together basic rag quilts in various sizes to fit a lap, a couch, or bed.

Pattern & supplies extra.

DATE: Monday, March 4, 11, 18

TIME: 6pm to 9pm

INSTRUCTOR: Louise



## COFFEE BREAK TABLE RUNNER

**\$45**

Here's another way to use the Creative Grids Spider Web ruler to make your own coffee cup collection. The Coffee Break table runner is an all-time favorite pattern.

In this class you'll be making this stunning table runner.

Afterwards, you have the skills to make several blocks for a quilted tablecloth or make just one block and turn it into a mug rug for a quick and easy gift. Add a pocket on the back to add a note, gift card, chocolates, teabags, etc. Add that awe factor by quilting their name on the cup!

Ruler, pattern & supplies extra.

DATE: Tuesday, February 13, 20

TIME: 6pm to 8:30pm

INSTRUCTOR: Barb





# WHAT'S NEXT CONTINUED...



## WINDSWEPT

**\$95**

In this modern Windswept class, Cheryl will teach you to make this striking quilt top using drunkards path blocks to create large flowers flowing across the quilt. You can use subtle prints, bold prints, or a combination of the two to create a gorgeous and unique quilt top!

Template, pattern & supplies extra.

DATE: Wednesday, February 21, 28, March 6, 13, 20

TIME: 6pm to 9pm

INSTRUCTOR: Cheryl



## TOOL TOTE

**\$85**

In this advanced bag class, Renée will teach you to make the Tool Tote - a bag that every quilter needs. It features pockets all the way around on the outside and pockets all the way around on the inside! Heavy duty formed metal stays will keep the bags mouth wide open, making it easy to get in and reach all your important tools. Although tools are not the only things it's good for, there are many other uses for this versatile tote.

Pattern & supplies extra.

DATE: Sunday, February 18, 25, March 3

TIME: 10am to 1:30pm

INSTRUCTOR: Renée



# ONE DAY WORKSHOPS



## BINDING TECHNIQUES

**\$60**

We have had many requests for a class that teaches different methods of binding, and it's finally happening! In this class, you will be taught how to put your binding on by machine and by hand, including how to get beautiful corners and join your ends. The binding will be done on a set of basic quilted placemats that will each have a different method. You will have the skills and confidence going forward to try these different binding methods on future projects.

Pattern & supplies extra.

DATE: Saturday, January 20

TIME: 10am to 4pm with a lunch break

INSTRUCTOR: Johanna



## THE "LOIS" BOWL

**\$60**

In this class you'll take some fabric strips and cotton cording to make a fun bowl that Cheryl has named after a dear friend. There are so many possibilities with this technique for both size and shape to let your imagination go wild. Cheryl is betting you won't stop at just one!

Pattern & supplies extra.

DATE: Saturday, February 10

TIME: 10am to 4pm with a lunch break

INSTRUCTOR: Cheryl





# WORKSHOPS CONTINUED...



## TAKE FOUR PLACEMATS

**\$60**


Grab 4 fabrics and let's go! Whether you want to match your kitchen décor or do something seasonal, this is a great pattern you'll come back to again and again. In this class you will be making Version #3 of the Take Four Placemat pattern. It will give you the knowledge and skills to make any of the five variations the pattern includes in the future. At the end of the day, you will have at least one completed placemat including basic quilting and binding done by machine.

Pattern & supplies extra.

DATE: Saturday, March 9

TIME: 10am to 4pm with a lunch break

INSTRUCTOR: Cheryl



 **SINGER** | SE9180  
Sewing and Embroidery Machine

**Explore  
a new  
world of  
creativity.**



### Meet the first Wi-Fi connected SINGER® sewing & embroidery machine

Get creative with a free 90-day trial of a Platinum mySewnet™ subscription

See design and stitch details clearly on the 7" color touchscreen

Simply push a lever to thread the needle automatically

Create with hundreds of built-in designs, fonts and stitches

Embroider large projects with a 170x100mm included hoop

 Northgate Sewing Centre

 *Peachtree Quilt Shop*

140 ALBERT ST. REGINA, SK S4R 2N2

# WORKSHOPS CONTINUED...



## FOLDED STAR PIN CUSHION

**\$40**

In this class Cheryl will teach you a revolutionary modern technique to make an adorable square tufted pin cushion using an 8-point star with folded points. Finish it off with your favorite button and make the pin cushion pop! Using this same technique, you could make a day of it and take the Pin Cushion class in the morning and the Hot Pad class in the afternoon. End the day with 2 classes under your belt and 2 finished projects!

Pattern & supplies extra.

DATE: Saturday, March 16

TIME: 10am to 12pm

INSTRUCTOR: Cheryl



## FOLDED STAR HOT PAD

**\$40**

In this class Cheryl will teach you a revolutionary modern technique to make a beautiful hot pad using an 8-point star with folded points. This fun and easy method will use four layers of folded triangles as well as insulated batting, making it thick enough to protect any surface from a hot plate. Using this same technique, you could make a day of it and take the Folded Star Pin Cushion class in the morning and the Hot Pad class in the afternoon. End the day with 2 classes under your belt and 2 finished projects!

Pattern & supplies extra.

DATE: Saturday, March 16

TIME: 1pm to 4pm

INSTRUCTOR: Cheryl





# WORKSHOPS CONTINUED...



## CLAM UP

**\$60**

Join Renée in this one-day class, where you will learn to make this cute storage bag! It is easy and fun to make, and it comes in five sizes that are perfect for storing and carrying make-up, sewing supplies, tech gear, and more. Double-slide zippers and handy grab tabs make the bags easy open wide and attached side panels prevent contents from falling out. An optional strap with swivel hook may also be added.

When empty, the bags nest inside one another to save space.

Pattern & supplies extra.

DATE: Saturday, February 3

TIME: 9:30am to 4pm with a lunch break

INSTRUCTOR: Renée



# Sewcial Day Classroom Rental

**Planning a “Sewcial Day”?**

**Need a place to hold your “Sewcial Day”?**

**Check out our Classroom Rental Details!**

**\$25 a day (10 am to 4pm)**

**Monday to Thursday bookings available**

**4 Tables for 8 people to share comfortably**

**2 Irons & Boards**

**A Cutting Table**

**BYOSM (Bring Your Own Sewing Machine) or for an additional fee our classroom machines can be made available**

**Call 306-569-1552 to reserve your “Sewcial Day”**



# ONE DAY EVENTS

## PROJECTS HALF DONE SEW DAY (All Quilting Levels) **\$25**

**PhD = Projects Half Done.**

We all have them....those pesky projects that are sitting around waiting to be finished. But for a variety of reasons they just sit on a shelf unfinished, waiting for you to return to them....

1. Time; we never seem to have enough time to work on them – so let's schedule that time on the 2nd Wednesday of the month.
2. You've forgotten how to do that new technique you were learning when you started that particular **PhD** – a supervised day in our classroom with one of our knowledgeable instructors can help fix that problem up for you.
3. You've lost the desire to work on that old **PhD** – let our **PhD** Expert Instructor help you discover renewed inspiration & move you towards finishing said **PhD**.
4. You just don't like sewing by yourself – convince a friend to join you or come & make a new friend in our classroom. Socialize as you sew! There's no better way to spend a day!!

10am - 4pm, bring a bagged lunch and any **Project Half Done**. We will supply the sewing machines, irons and all the advice you can handle. Sign up for one, two or all three dates available!!!!

DATE: Wednesday, January 10

TIME: 10am to 4pm with a lunch break

OR Wednesday, February 14

TIME: 10am to 4pm with a lunch break

OR Wednesday, March 13

TIME: 10am to 4pm with a lunch break

## QUILTS OF VALOUR CANADA SEWING DAY

Sewing for a good cause! Contribute your time to sew quilts for our ill or injured Canadian Armed Forces members; past and present. Peachtree has made the classroom & machines available for this worthy cause!

Come out and spend the day sewing with Beth. Show up at 10am to find out what we will be working on. If you are working on a QOV at home, you can bring it along and sew with us. Come and help us support Quilts of Valour Canada. If you aren't sure what the program is about, come out and we will be happy to show you. Call Beth at 306-345-2302 if you have any questions. As always, you can drop your blocks, tops, or finished quilts off for Beth to pick up at the shop.

DATE: Wednesday, January 3, February 7, March 6

TIME: 10am - 4pm with a lunch break



# January 2024

Sun	Mon	Tue	Wed	Thu	Fri	Sat
	1 <b>CLOSED</b> New Years Day	2 <b>CLOSED</b>	3 <b>Class</b> <b>Registration</b> <b>Opens 9am</b>  QOV 10am-4pm	4	5	6
7	8 3 Yard Quilt 6pm-9pm	9	10 PhD Sew Day 10am-4pm  Yellow Brick Road 6pm-8:30pm	11	12	13
14	15 3 Yard Quilt 6pm-9pm	16	17 Yellow Brick Road 6pm-8:30pm	18	19	20 Binding Techniques 10am-4pm
21	22 3 Yard Quilt 6pm-9pm	23	24 Yellow Brick Road 6pm-8:30pm	25	26	27
28	29 Beginner Foundation Pa- per Piecing 6pm-9pm	30	31 Yellow Brick Road 6pm-8:30pm			

# February 2024

Sun	Mon	Tue	Wed	Thu	Fri	Sat
				1	2	3 Clam Up 9:30am-4pm
4	5 Beginner Foundation Pa- per Piecing 6pm-9pm	6	7 QOV 10am-4pm  Yellow Brick Road 6pm-8:30pm	8 Beginner Machine Applique 6pm-8pm	9	10 The "Lois" Bowl 10am-4pm
11	12 Beginner Foundation Pa- per Piecing 6pm-9pm	13 Coffee Break Table Runner 6pm-8:30pm	14 PhD Sew Day 10am-4pm	15 Beginner Machine Applique 6pm-8pm	16	17 RZT 9:30am-1pm
18 Tool Tote 10am-1:30pm	19 <b>CLOSED</b> <b>Family Day</b>	20 Coffee Break Table Runner 6pm-8:30pm	21 Windswept 6pm-9pm	22 Beginner Machine Applique 6pm-8pm	23	24 RZT 9:30am-1pm
25 Tool Tote 10am-1:30pm	26	27	28 Windswept 6pm-9pm	29 Perfect 10 6pm-8:30pm		

# March 2024

Sun	Mon	Tue	Wed	Thu	Fri	Sat
					1	2 RZT 9:30am-1pm
3 Tool Tote 10am-1:30pm	4 Summer Rag Quilt 6pm-9pm	5	6 QOV 10am-4pm  Windswept 6pm-9pm	7 Perfect 10 6pm-8:30pm	8	9 Take Four Placemats 10am-4pm
10	11 Summer Rag Quilt 6pm-9pm	12	13 PhD Sew Day 10am-4pm  Windswept 6pm-9pm	14 Perfect 10 6pm-8:30pm	15	16 Folded Star Pin Cushion 10am-12pm  Folded Star Hot Pad 1pm-4pm
17	18 Summer Rag Quilt 6pm-9pm	19	20 Windswept 6pm-9pm	21 Perfect 10 6pm-8:30pm	22	23
24	25	26	27	28 Perfect 10 6pm-8:30pm	29 CLOSED Good Friday	30
31						