


# CHANDAIL

## NEEDLEWORK

### Saira's Message

2013 IS HERE! And it's been eight months since I bought the shop. Where does the time go? A lot is happening at Chandail Needlework.



If you've been to the shop lately, you have probably noticed our window. What started with a sunny beach scene morphed into a nice fall scene filled with leaves and canvases full of the colors of the season. As Christmas approached, the trees were filled with lights and tiny presents covered the trees and the floor around it. Now we are in the dead of winter here in

Houston, with some welcoming the colder weather (and more reason to stay inside and stitch) and others dreaming of that beach chair and the sand again!

Changes...we have added more Painter's Threads, and we have more other lines coming. We've moved some of the display cases around to accommodate the new threads and to facilitate your review of them. And wait until you see all of the Kreinik we have! It's on the wall now, so it's easy to view.

In December, we hosted a book signing, which may be a first for a needlepoint shop. Jo Ippolito Christensen was here along with her husband and her niece. It was really special to have them in the shop, and then for Jo and Lorraine (her niece) to join us for Wednesday night stitching. We're looking forward to 2014 when she moves to Houston!

One of the most exciting changes is the addition of our newest team member. His name is Darcy, and he's a beautiful standard poodle. You may have seen his picture on our Facebook page. If you haven't, please take a look! He's finally learned how to come down the stairs, and he will sit quietly while you stitch or shop. Please help me welcome Darcy!

I hope you enjoy this edition of our newsletter. We have several series descriptions for your review along with detail about trunk shows and classes. I can't wait to hear your reaction to our new column that showcases one of our stitchers and her outreach.

At the end of this month I will be attending the TNNA show in Long Beach. This is a great time for me to search out canvases for you, so if you have any you'd like me to target, please let me know.

As always, thank you for your continued support and your suggestions. Whether you are a warm weather stitcher or a cold weather stitcher, we have loads for you to review here at Chandail. As you review this newsletter, you'll see how we are making changes. Our goal is always to provide you with the best inventory of canvases and threads as well as a warm and welcoming atmosphere where you feel right at home. When you come in, you are always encouraged to stay a while and stitch or just to visit.

Keep Stitching, *Saira*

*PS - we have more canvases than ever! Come see what's new!*

### Series Coming Soon

## Naughty and Nice Stand Up Santa

Design by Brenda Stofft with  
Stitch Guides by Jan Wilken

THE PERFECT IMAGE FOR CHRISTMAS IS SANTA CARRYING A BAG OF TOYS... NICE! But turn him around and you'll see a bag of coal...Naughty! It's enough to remind the child in us all to be good throughout the year, or else!

The empress of Santas, Jan Wilken, has created two incredible stitch guides for these canvases. When your stitching is complete, the 2 canvases can be finished as a two-sided standup to grace your holiday table or mantle.

Offered as a 4-month project, you will meet with Jan one Saturday of each month starting in January. So while the finishers are taking a breather from their busy season, you will be getting a head start for their return!

<b>Start Date:</b>	January 2013
<b>Teaching Fee:</b>	\$100 (includes 4 Saturday sessions and 2 stitch guides)
<b>Cost:</b>	\$95 /month
<b>Deposit:</b>	\$250 (applied to the cost of the canvases)





# Upcoming Series

## Cats and Hats Designs by Brenda Stofft

A new series starts in January 2013, and it's called "Cats and Hats".  
All of the canvases are by that wonderfully creative designer Brenda Stofft,  
and you can choose either "Cats" or "Hats" or both for your stitching fun!



### Cats

Stitch Guides by  
Kathy Kulesza and  
Cindy Howland

"Cats" is the stitching creation of Kathy Kulesza and Cindy Howland (read more about Kathy and Cindy in this newsletter). It's a set of three sophisticated and handsome male cats followed by three mysterious and beautiful female cats for a total of six cats, all painted on 18-mesh canvas. The creative energy of Kathy and Cindy will excite you with their fun fibers, exotic beading and innovations on canvas.



**Start Date:** January 2013


**Cost:** \$120/month

**Deposit:** \$120 (applied to the last kit)

### Hats

Stitch Guides by  
Cynthia Thomas

"Hats" have a spooky vintage flair with fun stitches and incredible thread choices that create new and exciting finishes. Cynthia Thomas has created stitch guides just for Chandail and this series, and we are thrilled to have her back (read more about Cynthia in this newsletter). This series has brought out Cindy's wild side! You'll want to join us to stitch these six hats, for sure!



**Start Date:** January 2013

**Cost:** \$135 /month

**Deposit:** \$135 (applied to the last kit)



# Series Coming Soon!

## Sounds of Christmas

Designs and Stitch Guides by Tony Minieri

Tony Minieri's series "Sounds of Christmas", an EXCLUSIVE to Chandail, has started! This series of ten Christmas ornaments is based on favorite Christmas Carols. They are 4" square and will hang as a diamond. Tony designed these to be easy and fun to stitch - no laying of threads! Monthly kits include canvas, stitch guide by Tony Minieri, beads and threads. The first kit includes stretcher bars. You'll be stitching on either green or red 18-mesh canvas.

You can sign up anytime, but if you sign up now, you will have time to stitch all 10 ornaments before the finishing deadline in 2013.

### Series Details:

**Series Start Date:**

November 2012

**Series Cost:**

\$50/month

**Deposit:** \$50

(will be applied to the cost of the last kit)



## Thanksgiving Crackers

Designs by Melissa Shirley with Stitch Guides by Saira Himelfarb

EVERYONE IS CRAZY FOR CRACKERS! You can add to your collection with 12 for Thanksgiving. Fall colors explode in this series, as do traditional subject such as acorns, turkeys and more. These will be wonderful adornments for your Thanksgiving table.

Great as "Grab and Go" projects, these crackers are sure to please your stitching needs!

**Start Date:** January 2013

**Cost:** \$117 /month

**Deposit:** \$117 (applied to the cost of the last kit)





# Monthly Series Update—continued

## Poison Bottles

Design by Kirk and Hamilton  
with stitch guides by Emily Pannier.

THE SECOND SET OF POISON BOTTLES IS OUT!  
These 6 ghoulish bottles are EXCLUSIVE to Chandail and so much fun to stitch. Emily Pannier has outdone herself with stitch guides that include fun and fancy stitches, and you will surely want these for your Halloween decorating. The kits each include a painted design on 18-mesh canvas, stitch guide, threads, and beads.

The original 6 poison bottles are also available with stitch guides by Emily. Do all 12 and have a super ghoulish set!

**Series Start Date:** Ongoing  
**Series Cost:** \$135/month  
**Deposit:** \$135 (will be applied to the cost of your last kit)



## Christmas Crackers

Design by Melissa Shirley

DID YOU KNOW THAT CHRISTMAS CRACKERS ARE AN OLD ENGLISH HOLIDAY TRADITION? For the traditional holiday dinner, a cracker was placed at each plate. You are to grab one end of your cracker and your dinner partner grabs the other. Pull hard! Out pops a toy, a joke and a hat (and yes, everyone dons the hat!). The jokes are read aloud, the toys explored and everyone has a good time.

Our 12 Christmas Crackers are awesome holiday decorations. They can be hung on the tree or used at the table. Either way, yours are sure to brighten your holiday festivities.

### Series Details:

**Series Start Date:** Ongoing  
**Cost:** \$95/month  
**Deposit:** \$95 (applied to the cost of the last kit)





# Monthly Series Update—continued

## Halloween Village

Design by Melissa Shirley  
with Stitch Guides by Emily Pannier

"IT TAKES A VILLAGE - IN THIS CASE AN ELABORATE 26-PIECE HALLOWEEN VILLAGE - to nab the coveted People's Choice Award at the 2005 Exhibit". This was the explanation attached to the picture of the Halloween Village in *Needlepointers* January 2006 after the annual American Needlepointers Guild seminar. Words used to describe the stitch guide for this scene are "...clever, witty, painstakingly created..".

We've brought it back by popular demand! Thirteen spooky buildings and 13 scary characters complete the total village. You'll receive 1 building and 1 character each month along with a stitch guide by Emily Pannier, threads and beads. Boo!




**Start Date:** Ongoing  
**Cost:** \$200 - \$220/month  
**Deposit:** \$200 (applied to the cost of the last kit)

## Classic Crosses

Design by A Collection of  
Designs in collaboration  
with Emily Pannier

SOME DESIGNS NEVER GO OUT OF STYLE, and that applies to our line of Classic Crosses. They are available, and you can start the series at any time. The beauty of one cross each month for 12 months will continue to remind you why you chose to be a part of this series. And whether you hang your completed set on a tree or from a crystal chandelier, they will be the cause of much awe and amazement by your friends and family.

**Start Date:** Ongoing  
**Cost:** \$85/month  
**Deposit:** \$85 (applied to the cost of the last kit)





# Upcoming Series—continued

## Big Blue Bird Purse

Design by Zecca  
with Stitch Guide by  
Saira Himelfarb

WE LOVE OUR CREATIVE DESIGNERS, AND ZECCA IS NO EXCEPTION. When we saw the Big Blue Bird Purse at Market, we couldn't resist. Suddenly, customers were asking for a stitch guide, and a series class was created.

This 2-sided purse is fun and fanciful. It will be a great addition to your spring and summer wardrobe, and your friends will be so envious! Join us now, as we are stitching the bird side. Beginning in 2013, we'll have a monthly class for each square on the other side. Pictures on our website show both sides stitched in basketweave, but we are stepping it up with a little bling for both. You can choose between basketweave, brick or Gobelin for the background of the bird, and that's ongoing homework. One stitcher is doing each side as separate pillows! We love the creativity of our stitchers!

**Start Date:** Now for the bird; January 2013  
for the monthly blocks

**Cost:** \$65 - \$85 /month

**Deposit:** \$600 (applied to the cost of  
both canvases)





# Chandail Stitcher Showcase



*2nd Lt. Enrique Alvarado showing how his angel watches over him and his bunkmates*



*Smiles on their faces, these brave young men battle for freedom*



*On patrol, complete with helmet, flack jacket and angel*

HOW MANY TIMES DO YOU SEE A STITCHER AND SAY TO YOURSELF, "I wonder what that will be when it's finished?". Sometimes we ask, and they'll tell us it will be a pillow or a framed picture or a standup. But how many times do you hear, "I am stitching this angel to watch over a soldier"?

Shirley Gustas did just that. A volunteer at the Houston USO, Shirley takes care of soldiers all the time. They come into the USO looking for guidance, a helping hand, a friendly face, solace, maybe a mother. But when they leave, they are - once again - on their own. But Shirley wasn't going to let that happen to Marine 2nd Lt. Enrique Alvarado.

Enrique is lucky. Shirley is a family friend. His family is from Angleton, Texas, just down the road from Houston. This young man is a graduate of the US Naval Academy and is presently serving his country with the United States Marine Corps in Afghanistan. He's a second generation American.

Shirley says, "On a personal note, he is not only a very handsome young man but loves his family and his country. I am very proud to know this young man. He is an example of the leaders of the future, and truth still holds that in spite of all of our problems, America is still the county where dreams come true."

The Alvarado family and our own stitcher, Shirley Gustas, have graciously shared their story and pictures with us. Let it always remind us that without the sacrifices from families like these and their brave sons and daughters, we would not be living the lives we do in this great country that we call the United States of America.



*Kandahar, one of the most dangerous places in Afghanistan*

# What's New?

## Book Signing Review: "The Needlepoint Book by Jo Ippolito Christensen"

WHAT NEEDLE ARTIST HASN'T REFERRED to the "go-to" book for needlepoint, *The Needlepoint Book: A Complete Update of the Classic Guide* by Jo Ippolito Christensen? This is the book we've all poured through, dog-earring the pages, maybe even having it spiral bound to make it more durable for the daily use.

Well, imagine our surprise when Jo herself walked into Chandail! And more excitement - she's moving to Houston in 2014!

To honor her, we had a little pre-move welcome party for Jo on Monday, December 17, 2012. We wanted to show her some Texas Love way ahead of her move! Clients had the opportunity to meet Jo, talk with her and have her sign their copy of *The Needlepoint Book*!



## Now in the shop - K's Creations!


K'S STAINLESS STEEL PORTABLE FLOOR STANDS, LAP FRAMES AND SCROLL FRAMES

Why use a frame at all? Good question. K's Creations were started when stitcher Kay Schulle started to experience fatigue while stitching. Her husband, Gaylon, put his engineering expertise to work and developed the frame products. This was in 1984, and over the years, Gaylon has refined the design.

**Today, K's frames offer 4 key reasons to use them:**

Comfort - reduce stress and fatigue associated with holding a needle-work project. Cleaner Work - K's frames minimize the number of times you touch or handle your work, which reduces the amount of dirt or oil that accumulates on the project. Easier Finishing - working on a scroll frame reduces the distortion. Finer Quality Finished Product - the less cleaning and blocking required, the more beauty is displayed in the finished product.

Located in Austin, Texas, K's Creations that started in the family dining room is now in a state of the art manufacturing facility. And their products carry a lifetime guarantee. We saw Brett and Gaylon at the International Quilt Festival just held in Houston, and Brett will be in our shop in 2013. More information on this will follow, but it will be great fun to have him with us, showing exactly how all of their stands work to make our efforts at needlepoint easier!





# Painters Threads from Tentakulum

THE MOST FANTASTIC and adventurous thread collection for needle artists is now available at Chandail! Painters Threads are so named because of their likeness to the Expressionist painters, their use of colors and their style of painting. With 26 colors in the line, we chose to bring in all 26 colors in the Overdyed Soie d'Alger (AVAS), and selected colors in their 4mm and 7mm Overdyed Silk Ribbon, Silk Hankies (which can be used as felting or couched for an amazing effect), and Overdyed Cotton Floss that you can ruche with incredible results. We've also brought back the Gimp to complement your color choices in the silk, and we've added to the existing inventory of Overdyed Shimmer Floss. Delicious!





# Series Design Group

WE WELCOME KATHY KULESZA, CINDY HOWLAND AND CYNTHIA THOMAS to our Series Design Group! Kathy and Cindy have created the imagination-filled stitch guides for the Six Cats by Brenda Stofft. This series starts in January 2013. Cynthia has created the wild and outrageously glamorous set of Hats, also by Brenda Stofft.

Kathy, like many needle pointers, started stitching as a child and then wanted more variety. In 1982, while living in California, she met a group of needle pointers and has been at it ever since. She started with counted work first, then progressed to line drawings. Being self-taught at first, Kathy realized the value of classes, and she's taken them all over the country. She has also taught for guilds and markets, and she's designed stitch guides and stitched models for many of our wonderful national designers. She has experience in Japanese Embroidery as well and has finished 3 levels. Kathy is a wonderful, creative and positive teacher.

Cindy has also been through three levels of Japanese Embroidery and is experienced at designing stitch guides. Her philosophy is to take every class that you can because you will always learn something! Cindy has been stitching for 18 years and is an "out of the box" thinker, especially when it comes to creating stitch guides. She loves to find notions that are unusual to needlepoint and incorporate them into her guides. Cindy loves dogs and loves to needlepoint.

Kathy and Cindy have been friends and stitch partners for 12 years. When they get together, they feed off of each others' creativity. It's fun to watch them at work. Their positive energy is infectious; their smiles light up the room. And it shows in their work! We're so glad they've joined our design team!



Cynthia Thomas is also a new part of our design team. Known by many as Cindy, she began playing with her

grandmother's scraps. Fast forward 30 years, and now Cynthia is a nationally-known teacher who's taught at TNNA and Destination Dallas as well as locally and nationally for several needlepoint shops.

As a retired Grant Program Manager from MD Anderson Cancer Center, Cynthia is now a resident of the beautiful Texas Hill Country where she can study nature and use its textures and colors in her needlework. She's created stitch guides and stitched models for designers such as Melissa Shirley, Shelly Tribbey and Rebecca Wood, to name a few. And we welcome Cynthia back to Chandail Needlework!





# National Teachers Coming to Chandail in 2013

## Canvas Embellishment Class with Tony Minieri

TONY MINIERI IS BACK WITH US! You select your own canvas, and Tony creates an individual stitch guide that will enhance the painted design beautifully. He selects the stitches and the threads, and you'll learn new techniques and have fun.

When selecting a canvas for an embellishment class with Tony, you will want to pick a canvas that allows for development of the areas where the stitches will be laid. Tony recommends a canvas with 5 - 7 areas. While he is happy to work with anything that you select, you want to try to minimize a large quantity of compensation. You can select any size of canvas you want, but keep in mind that the cost of your kit will be determined by the amount of time he spends interpreting it and the quantity of threads that he selects.

We will begin accepting reservations and deposits on January 3, 2013. Your canvas is due no later than January 30, 2013 and must be purchased from Chandail between April 2012 and January 30, 2013.



### Embellishment Class Details:

**Dates:** June 6, 7 and 8, 2013

**Class Fee:** \$300

**Kit Fee:** Varies by design selected

**Deposit:** \$150

**Sign Up:** Starting January 3, 2013

**Canvas Due:** No later than January 30, 2013

## Crazy Needles With Sandra Arthur

YOU KNOW SANDRA ARTHUR (Sandy for short) as the author of several terrific needlepoint books. So far, she has three in print in the series called Shapes of Needlepoint. Sandy is also talented as a designer of counted needlepoint projects. We are thrilled to have her coming to Houston to teach at Chandail.

Crazy Needles is a series of designs which is based on crazy quilts.

Crazy Needles Journey earned its name because most of the background stitches reflect names of places: Hungarian, Dutch, Greek, Scotch, Pekinese, French Knot, and numerous others in the designs. Threads include Splendor Silk, Pearl Cotton, Hi Cotton, ThreadworX, River Silks, and Neon Rays. Embellishments include a variety of beads, sequins and ric-rack.

You could finish this piece as a box top, picture, purse appliqué, or pillow. You choose!



**Dates:** Class has been postponed to later in 2013  
We will keep you updated.



# To The Beach With Sandra Arthur

FUN! FUN! FUN! This 3-day project is chocked full of fun threads and techniques. Stitches include Woven Plait, Mosaic, Woven Cross Stitch, Diagonal Tent, Upright Gobelin, Cashmere, Uncut Turkey Work, Satin Stitch, Couched Slanted Gobelin, Upright Cross, Wrapped Backstitch, Smyrna Cross, Twisted Lazy Daisy, French Knot, Round Buttonhole, Perl Curl, Stem Stitch, Scrunchie, Tramé Brick, Open Wave, French Knots, and Slanted Gobelin. These stitches make us smile!

Stitches are executed in a wide variety of threads to provide interest and texture. Some threads included are Silk & Ivory, Planet Earth, Kreinik Braid, Splendor Silk, Peluche, Floss, Pearl Cotton, Mandarin Floss, Ribbon Floss, Patina, Rainbow Gallery Linen, Shimmer, Burmilana, Overdyed Floss and sewing thread. You'll also use Felt, Mill Hill Beads, brads and ribbons.

You could finish this as a purse insert, as in the photo, but the bag is not included in the class fees!



**Dates:** Class has been postponed to later in 2013  
We will keep you updated.



**CHANDAIL WILL BE CLOSED ON THE FOLLOWING DATES** while we are at Market selecting fantastic canvases and products for our wonderful customers—2013 will be a year of fabulous stitching! Please make a note of the “Chandail Market Days Schedule” :

---

Thursday, January 31 - Friday, February 1, **CLOSED**

---

Saturday, February 2, **OPEN**

---

Monday, February 4th, **CLOSED**

---



# Odds and Ends

## Weekly Class Schedule

Chandail Needlework offers ongoing classes for any level of stitcher. Our goal is to help you become more comfortable as a stitcher regardless of your stitching level. If you are a brand new stitcher, we would love to help you!

DAY	TIME	TEACHER
Monday Evening	6:00 PM – 8:00 PM	Saira Himelfarb
Tuesday Morning	10:00 AM – 12:00 PM	Jan Wilken
Tuesday Afternoon	12:30 PM – 2:30 PM	Jan Wilken
Wednesday Morning	10:00 AM – 12:00 PM	Saira Himelfarb
Wednesday Evening	6:00 PM – 8:00 PM	Saira Himelfarb
Thursday Morning	10:00 AM – 12:00 PM	Saira Himelfarb
Saturday Morning	10:00 AM – 12:00 PM	Cheryl Moore
1st Saturday of the Month	5:00 PM	Stitch In

*Note:* Space is limited and classes fill up quickly. Class fees are \$10/class  
Please notify us if you need to cancel your reservation so we may accommodate  
someone on the waiting list. Thank you!

*\* First Saturday of the Month Stitching is cancelled when there's a conflict such as a holiday.  
Call the shop to confirm!*

## First Saturday Stitching\*

Start your month off with a bang!

Join the fun as we welcome the new month on the first Saturday of each month with our evening stitch-in. Bring your favorite stitching and join the crowd as we eat, visit and stitch. We start around 5:00 PM.

The next First Saturday is February 9th.\* Mark your calendar! No sign up necessary!

*\*First Saturday is the second weekend instead of the first in February because of TNNA Market.*

## Save your receipts!

We will announce a new discount program soon,  
so be sure and save your 2013 receipts.



## Winter Shop Hours

Days grow shorter and it's dark earlier. Our winter hours:

Monday - Wednesday 10:00 AM - 8:00 PM

Thursday - Friday 10:00 AM - 6:00 PM

Saturday 10:00 AM - 3:30 PM

## Trunk Shows

Starting off 2013 with a bang, we're highlighting some of our favorite artists. Remember, we always offer a discount on canvases in a Trunk Show!

---

Now through January 12<sup>th</sup>: SharonG

---

January 15<sup>th</sup>: Maggie

---

February: Ann Wheat Pace

---



## Visit Us in Person:

2015 G West Gray • Houston, Texas 77019

Phone: 713.524.6942

e-mail: [series@chandailneedlework.com](mailto:series@chandailneedlework.com)

## Visit Us On the Web:

Have you seen our new web site? The web colors match the new wall colors in the store, so you can feel right at home in either location! Entering our new web site, you will see Series pictures and news, admire your fellow stitchers' finished works of needle art, review products we have in the shop, and more.

Check it Out: [chandailneedlework.com](http://chandailneedlework.com)

## Facebook

And please "Like" us on Facebook. We're using Facebook more these days to update you on happenings at Chandail!

To make sure you are getting our news, here are the steps:

Go to your "Likes" List

Find Chandail - hover your pointer over it and you will see a pop up box

Hover over "Likes" - it will turn blue and a pop down box will appear

Make sure you have check marks next to "Get Notifications" and "Show in News Feed"

If you don't have check marks - click on them! *That's it!*

