


BABY LOCK SEWING ACCESSORIES

Quilting Guide

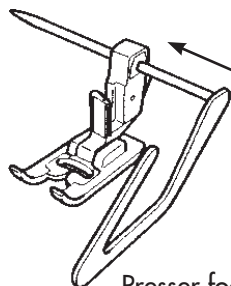
(BLG-QG)

Instructions

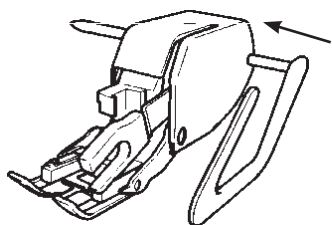


The quilting guide is great for aligning exact rows of parallel topstitching that are equally spaced. This quilting guide can also be used with the walking foot.

1. Insert the stem of the quilting bar into the hole at the rear of the walking foot or presser foot holder.



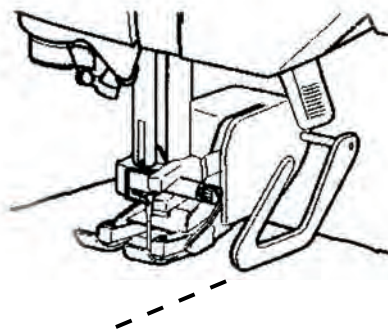
Presser foot holder



Walking foot*

2. Adjust the stem of the quilting bar so that the guide aligns with the seam that has already been sewn.

* If a walking foot is not included with your machine model, contact your Baby Lock Retailer.



FOR THE LOVE OF SEWING