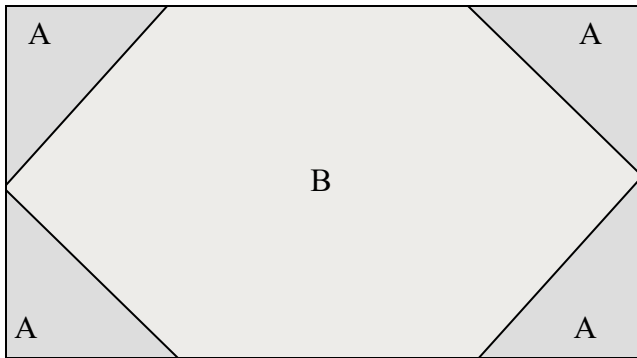





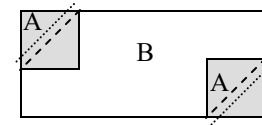
Sisterhood Sampler Setting 6



A - (4) $2\frac{1}{2}$ " 

B - (1) $4\frac{1}{2}$ " x $6\frac{1}{2}$ " 

Sashing Squares: $4\frac{1}{2}$ "

1.  -sew, trim, press

2. Repeat Step 1 for remaining opposite corners.

3. Use $4\frac{1}{2}$ " sashing square for star centers.