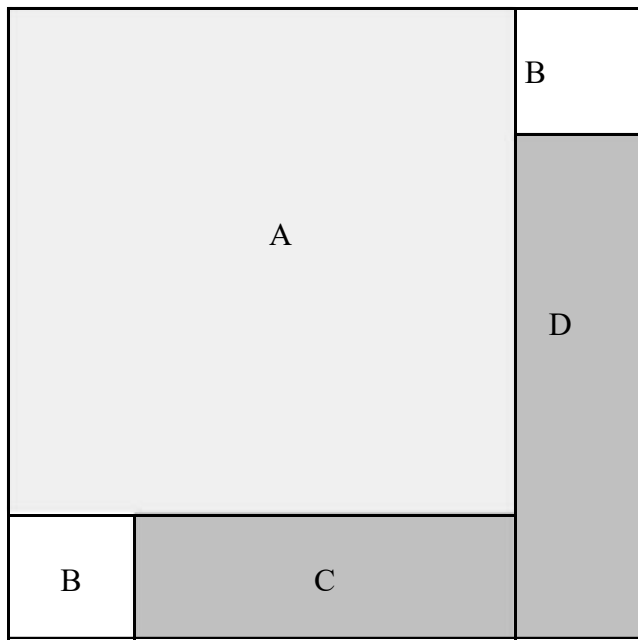






# Sisterhood Sampler Setting 8



A - (1) 6 1/2" sampler block

B - (2) 2" 

C - (1) 2" x 5" 

D - (1) 2" x 6 1/2" 

1.  -make 1

2.  -make 1

3. 2. Join Unit B/C to lower edge of 6 1/2" Sampler block. Press.

4. Join Unit B/D to right edge of Sampler block.

5. Cut Sashing Strips at 2".

5. Arrange blocks according to diagram using sashing strips in between blocks and rows.