



Sisterhood Sampler Block 2

Mrs. Rachel Shattuck

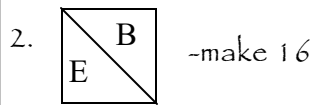
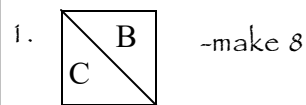
Before Seven Sisters Quilt Shop opened for business, Rachel was in town and stepped in to find out what was going on. She was delighted with what she saw, and gave plenty of encouragement and a steady stream of compliments. This is the Rachel so many people have come to count on. Rachel loves to hear about what everyone else is up to and keeps those around her filled with inspiration and excitement. She consistently cares for everyone else in her sweet, comforting way. Though Rachel rarely takes time to sleep, she has unlimited amounts of energy. Rachel retired recently as a high school teacher of 19 years. She is looking forward to having much more quilting time, if we don't elect her President of the United States!



Mrs. Rachel Shattuck



- A - (4) 1 1/2"
- B - (12) 1 7/8"
- C - (4) 1 7/8"
- D - (4) 1 1/2"
- E - (8) 1 7/8"
- F - (1) 2 1/2"



3. Assemble block center first.



4. Assemble and finish block according to diagram.