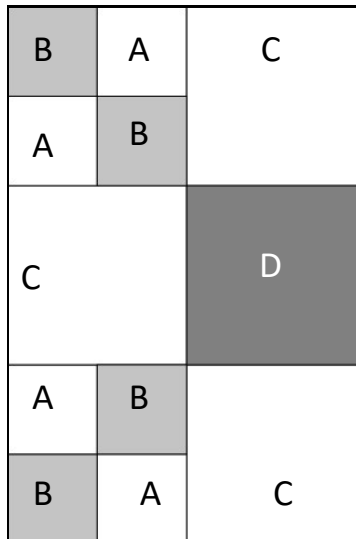
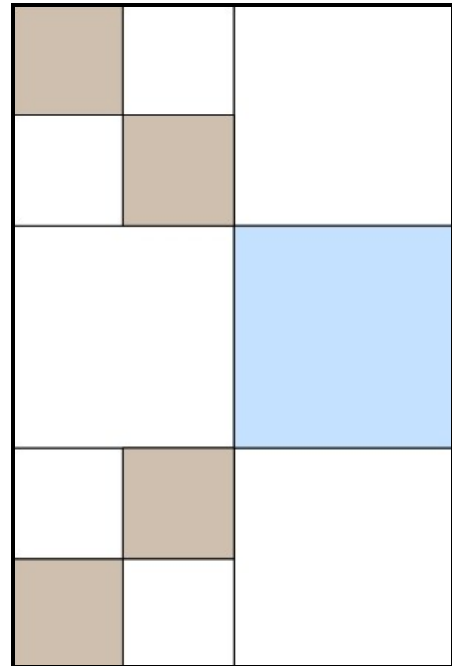
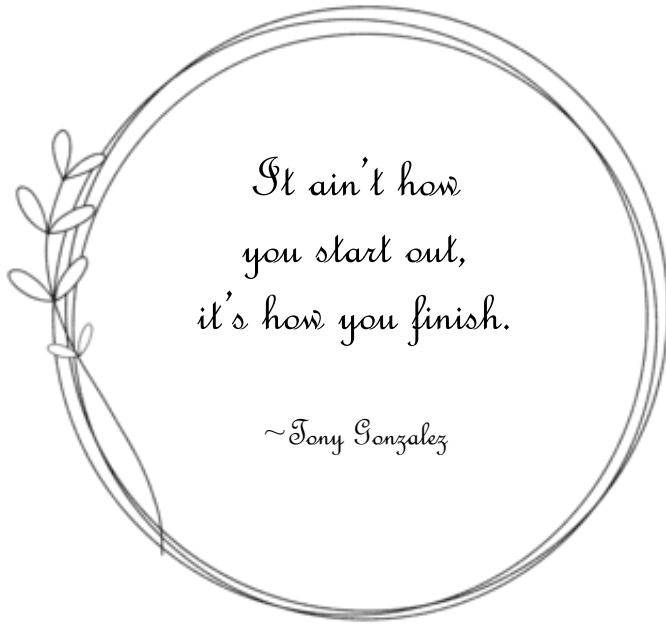



# Delicate Strand Side Block




**A** - (3) 1" x WOF strips



**B** - (3) 1" x WOF strips



**C** - (3) 1-1/2" x WOF strips  
subcut into (78) 1-1/2" squares



**D** - (26) 1-1/2" (cut these from various fabrics)



1. Stitch A strip to B strip having long raw edges even. Press toward darker fabric. Strip set should measure 1-1/2" x WOF. Make a total of (3) A/B strip sets. Cut strip sets into (104) 1" x 1-1/2" segments.
2. Join (2) A/B segments into a 4-Patch, matching diagram. Press seams open. Make a total of (52).
3. Join an A/B block to both sides of a C square matching diagram. Press seams toward C. Make a total of (26) rows.
4. Join a C square to both sides of a D square. Press seams toward D. Make a total of (26) rows.
5. Join a row from Step 3 to a strip set from Step 4, having 4-Patch corners matching diagram. Press seams in any direction. Make a total of (26) Side Blocks.