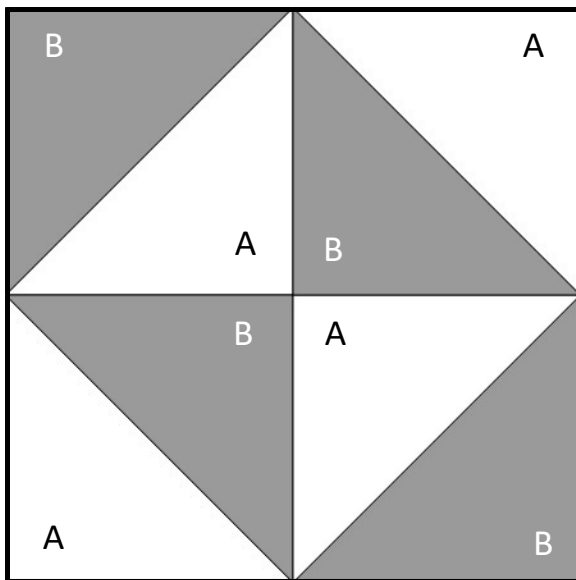

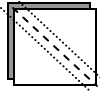


Block 72: Broken Bits



A - (2) 2-1/2"

B - (2) 2-1/2"

-  Draw diagonal line from corner to corner on wrong side of both A squares. Layer Square A & B, RST. Stitch 1/4" from line on both sides. Cut on drawn line. Press seams open. Trim each block to 2". Repeat with remaining A & B squares to make a total of (4) half square triangles.
- Arrange Half Square Triangles according to diagram. Join squares to complete block. Press seams open.