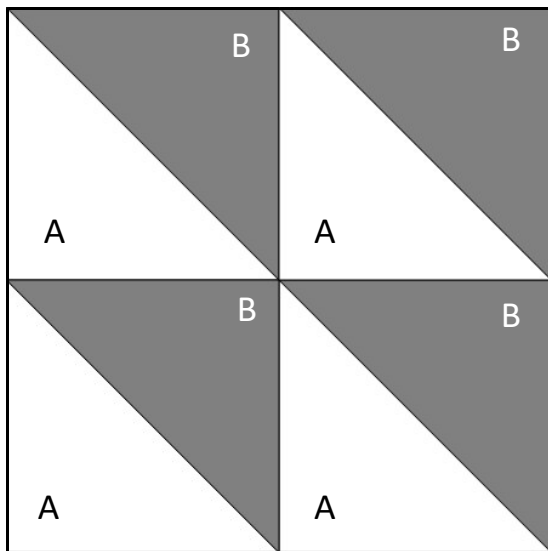






Block 68: Fledgling Flight



A - (2) 2-1/2" 

B - (2) 2-1/2" 

-  Draw diagonal line from corner to corner on wrong side of all A squares. Layer Square A & B, RST. Stitch 1/4" from line on both sides. Cut on drawn line. Press seams open. Trim each block to 2". Repeat with remaining A&B squares to make a total of (4) half square triangles.
- Arrange these half square triangles matching diagram. Join in 4 patch format to complete block. Press seams open.