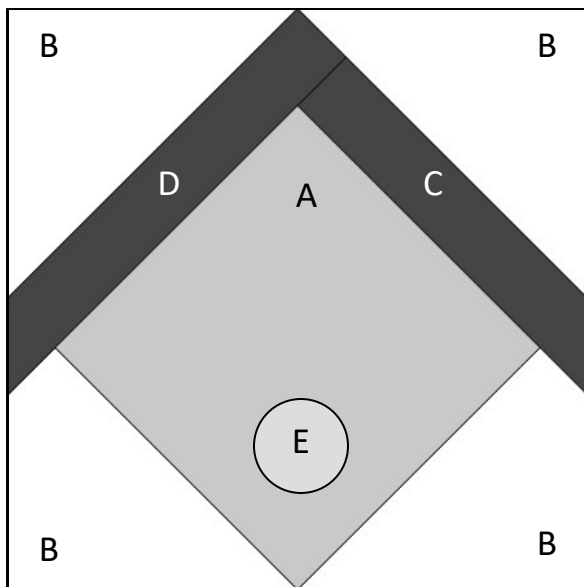
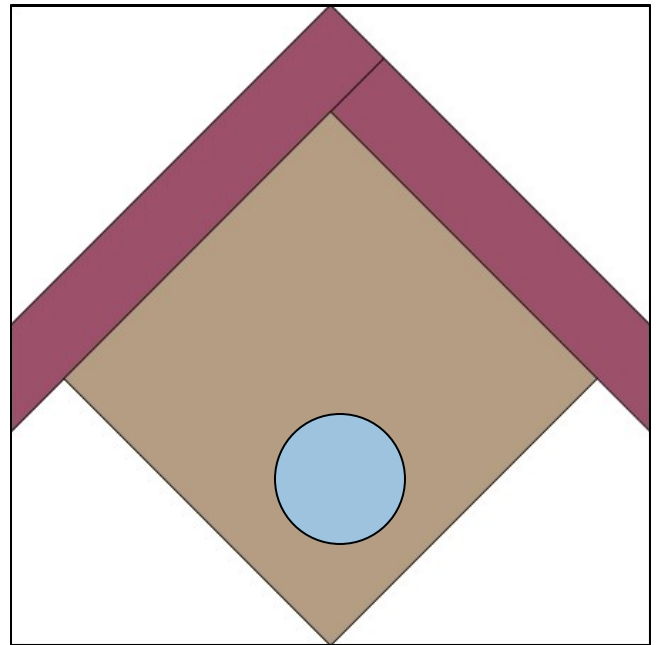




# Block 55: Wren House


Look at the birds  
of the air; they neither sow,  
nor reap, nor gather into barns,  
and yet your heavenly Father  
keeps feeding them. Are you not  
worth much more than they?


~Matthew 6:26




A - (1) 2-1/4" 

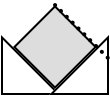

B - (2) 2-1/2" 

C - (1) 7/8" x 3" 

D - (1) 7/8" x 3-3/8" 

E - (1) 1-1/2" 

**Also Needed:**  
A small scrap of  
Steam a Seam

- Cut both B Squares in half from corner to corner.
-  Join a B Triangle to both lower corners of A, having B Triangle extend 1/4" on lower edge. Press seams open. Trim top corner of B triangles in line with Square A.
- Join C rectangle to upper right side of Square A. Press seam open. Join D rectangle to upper left side of Square A. Press seam open. Trim right and left sides of block even with lower Triangle B.
- Join a remaining Triangle B to upper left and right sides of block. Press seams open.
-  Trace around a dime on one paper side of the Steam A Seam. Cut out the circle larger than the drawn line. Peel the opposite side of paper off the Steam A Seam and place the sticky side against the wrong side of Square E. Press.

Cut out the circle exactly on the drawn line. Peel the remaining paper off and place Circle E on block according to diagram, having sticky side of Steam A Seam against Square A. Press.

Stitch around Circle A with a blanket stitch or a straight stitch 1/8" in from the circle.