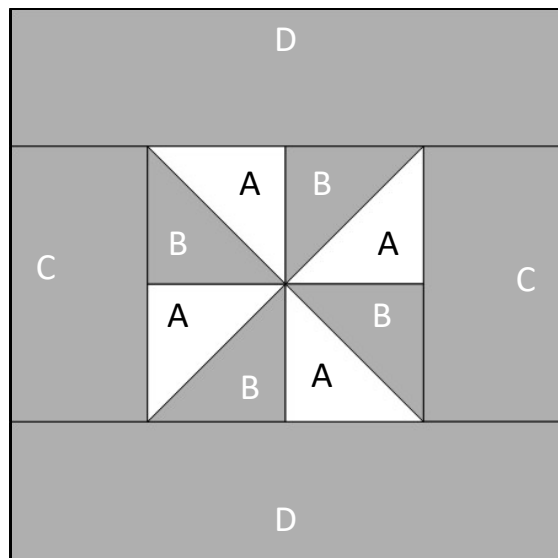
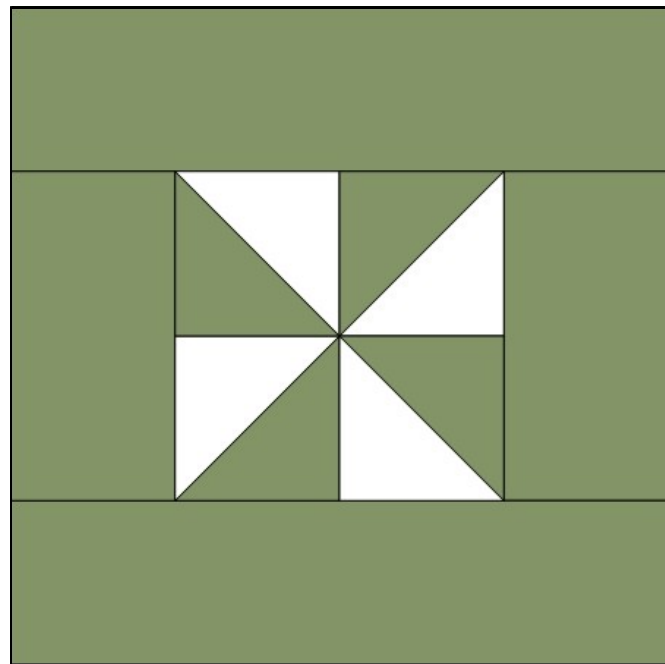






Block 28: Petty Pinwheel



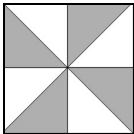


A - (2) $1\frac{3}{4}$ " 

B - (2) $1\frac{3}{4}$ " 

C - (2) 2 " x $1\frac{1}{4}$ " 

D - (2) $3\frac{1}{2}$ " x $1\frac{1}{4}$ " 

-  Draw a diagonal line on wrong side of A squares from corner to corner.
-  Place B & A square RST. Stitch $\frac{1}{4}$ " from line on each side. Cut on drawn line. Press seams open. Trim to $1\frac{1}{4}$ ". Repeat with remaining B & A squares.
-  Arrange half square triangles according to diagram and join. Press seams open.
- Stitch a C rectangle to opposite sides of center. Press seams open.
- Stitch a D rectangle to top and bottom of center. Press seams open.