

## Weekly Newsletter

---

Good News!



**Retail Sales & Customer Service Enthusiast**  
Creative & Crafty Environment - Inspire Yourself & Others

[Learn More](#)

---

Announcements

**JANOME**

April 1–June 30, 2024

# Spring MAKEOVER

HOME IMPROVEMENT



GIFT CARD



Give your Sewing Studio Space  
a Springtime Makeover with a  
Home Improvement E-Gift Card!



**FREE** with the purchase of select  
Janome models! See your Janome  
Dealer for more details!

**JANOME**  
Reliability by Design

[Learn More](#)

## Software Success

BY: **dime**  
DESIGNS BY MACHINE ENTHUSIAST



Every 1st and 3rd Tuesday of the month at 12:00pm Mountain Time, dime goes live on Software Success! Ashley Jones will go over how to use our software and some tips and tricks you can do on your own!

Upcoming Episode: Edge-to-Edge for My Quilt Planner Next one up is April 16, at Noon MT.

Don't want to wait? There are plenty of previous videos to peruse. When you are ready to join LIVE, click on the button below.

Watch on Facebook

Watch on YouTube

## Featured Janome Machine Feet & Accessories



### Horizon Memory Craft 9480

11" to Right of Needle • 1060 SPM • Retractable High Light • High Performance Needle Plate & Foot • Auto Presser Foot Lift • Detachable AcuFeed™ Flex System • Variable Free Motion Zig-Zag • Rulerwork Mode • Auto Power-Off Time • Extension Table, Cloth Guide & Cover

See All Sewing & Quilting Machines

### Janome ASR Kit for 9480

Our exclusive stitch regulation system kit comes standard with the Continental M8 and is an optional accessory for the Horizon Memory Craft 9480QCP and includes four feet;


- Closed Toe Foot - Use for free motion quilting
- Open Toe Foot - Use for free motion quilting. The front of the foot is open for better visibility of stitches.
- Clear view - Use for zigzag free motion quilting. Use for the bumpy quilt of the echo quilting.
- Ruler Work - Janome Exclusive use with quilting rulers to create professional-looking shapes.

With the added benefit of setting the sensor's sensitivity, you can adjust the regulation as your skills build.



### Janome Horizon Memory Craft 9480 QCP Workbook

The Janome Horizon Memory Craft 9480 QCP Workbook gives you practical



exercises that will walk you through many of the features of the machine. The quilt blocks made in the exercises can be sewn into a fun sampler quilt top at the end of the workbook. No matter your skill level, this 196-page, spiral-bound workbook is a must-have reference guide you can turn to at any time to learn something new or refresh your memory.

## Featured Product

### Dime Perfect Vision Magnifying Lamp



The Perfect Vision Magnifying Lamp is ideal for embroidery, sewing, crafting, and more. Clip it anywhere precision and focus are needed to view every detail with clarity!

#### Features

- Powerful 5x magnification
- Clip-on tables up to 1.5-inch thick
- Three LED lighting modes: warm, natural, and cold
- Dimmable
- Flexible 26-inch gooseneck arm rotates freely 360 degrees
- Powered by a USB port

[See All Embroidery Aids](#)

## What We're Up To

Renee's Machine embroidered clock - a Father's Day gift for her Fly-Fishing husband.



---

---

## Classes



---

### Monthly Mini Banner class

BLOOM IN A BOOT - Thu, Apr 18, at 9:30 am to 12:30 pm

GOLDFINCH GARDEN - Thu, May 9, at 9:30 am to 12:30 pm

Designed with the beginner in mind, these appliqued Mini Banners are also a great project to help you get back in the swing of Sewing Fun. Monthly patterns have a seasonal theme and include whimsical metal hangers. Some months even include cute buttons! Attend a Monday Mentor Sew, free of charge, and learn how to prepare your fabric shapes so you'll be ready for class. Finished banner measures 6" x 20".





[Class Fee: \\$24](#)  
[Pattern "Bloom in a Boot" \\$31](#)  
[Supply List](#)

**Teacher:** Renee' Atwell



[Class Fee: \\$24](#)  
[Pattern "Goldfinch Garden" \\$31](#)  
[Supply List](#)

**Teacher:** Margene Clark



## [Learn-to-Sew: Seams](#)

Thu, Apr 25, at 1:00 pm to 4:00 pm

In this class we will learn several different types of seams. We'll discuss which to use when, how to stitch them, and use a few of them to sew the bathrobe we cut out in the LTS Pattern Layout class.

For this class you must use woven fabric such as quilting cotton. Do not use flannel or fleece, they are too difficult to work with for beginners.  
Ages 15 and up.

**Teacher:** Liz Ballowe

[Class Fee: \\$30](#)  
[Supply List](#)

## **Slice Rug Class**



Fri, Apr 26, at 9:30 am to 12:30 pm  
Fri, May 3, at 9:30 am to 12:30 pm

Choose your favorite coordinating fabrics or a jelly roll from your favorite collection to decorate your home just the way you like, with the Slice Rug by Shabby Fabrics! Finished rug is about 18" x 31"

**Teacher:** Liz Rickert

[Class Fee: \\$60](#)  
[Pattern: \\$15](#)  
[Supply List](#)

**CLASS CANCELLATION POLICY:** You must cancel 48 hours or more before the start time of your class for a full refund. Classes cancelled after 48 hours cannot be refunded.

[Visit Our Class Page](#)

## **Inspiration**

There are so many ways to find projects you'll love at Janome.com.

[Inspire](#)

[Blog](#)

[Search Bar](#)

## **Easy + Elegant Rayon Scarves**

by Sew4Home



---

**Great for practicing different types of hems  
Use a rolled hem foot for sheer fabrics!**

**From our friends at Sew4Home:** "We turned to our Janome studio machines to bring you **three ways to hem** a traditional square and a long rectangle. All three options are excellent for sheer fabrics. You can learn them to make a stack of scarves, and then use the techniques down the road for fancy dresses, elegant table linens and more."

[Visit Sew4Home.com](https://www.sew4home.com) - Get the Instructions

---





## Tips + Tricks: Janome Rolled Hem Foot D

Looking for an easy way to hem your garment? Janome's Rolled Hem Foot will be your new best friend. If you like Danielle's videos, don't forget to subscribe and hit the bell to get notified when she has a new content!

## Local Fun

# Fiber Arts Fiesta 2024

April 12 and 13 2024  
10 AM - 5 PM  
Manuel Lujan Building  
Expo NM  
general admission - \$10

Expo parking additional cost

Exhibits

Vendors

Classes



## Special Breakfast Event

with

Featured Artist Stacia Lang

and

Special Exhibit Irene Roderick

Friday April 12, 2024

8:30 AM

Manuel Lujan Building

Expo NM

Breakfast

Presentations by Stacia and Irene

Door prizes

Early shopping before the doors officially open

Purchase special event tickets on our website

For more information visit:  
[www.abqfiberartscouncil.org](http://www.abqfiberartscouncil.org)  
an all volunteer  
501 (c) (3) organization



presented by

ALBUQUERQUE  
*Fiber Arts Council*

## Fiber Arts Fiesta 2024

Manual Lujan Building Expo New Mexico

April 12 and 13, 10am to 5pm

General Admission: \$10

Expo parking additional cost

Learn More

Buy Tickets

Visit Our Website

## Safe Shopping at Sewing Center of Santa Fe

**We remain diligent about keeping you and our staff healthy. Please stay home if you're not feeling well. Curbside service is always available.**

### STORE HOURS:

Mon - Sat 10 - 4

Closed Sun

505-424-3242

Sewing Center of Santa Fe | 3014 Cielo Ct. Suite A, Santa Fe, NM 87507

[Unsubscribe info@sewingcenterofsantafe.com](mailto:info@sewingcenterofsantafe.com)

[Update Profile](#) | [Constant Contact Data Notice](#)

Sent by [connie@sewingcenterofsantafe.ccsend.com](mailto:connie@sewingcenterofsantafe.ccsend.com) powered by



Try email marketing for free today!