

Weekly Newsletter

Good News!



KAFFE FASSETT COLOUR & INSPIRATION LECTURE

MAY 15TH AT 3:00PM
THE HISTORIC HILTON
SANTA FE, NEW MEXICO



MADELINE ISLAND
SCHOOL of the ARTS

Indulge in the excitement and sensuality of colour in paint and fabric with textile artists Kaffe Fassett and Brandon Mabry. Start the week working with paint and defined colour palettes, and finish the week applying new confidence in colour use with fabrics, and finally in applying this to a structured pattern/quilt format.

Join us for this unforgettable workshop in the enchanting surroundings of the La Posada Hotel in Santa Fe.

[Get Tickets for the Lecture](#)

[Learn About the Retreat](#)

Announcements

Software Success

BY: **dime**
ORIGINALS IN MACHINE REWINDERS



Every 1st and 3rd Tuesday of the month at 12:00pm Mountain Time, dime goes live on Software Success! Ashley Jones will go over how to use our software and some tips and tricks you can do on your own!

Upcoming Episode: My Emoji Stitches. Next one up is March 5, at Noon MT.

Don't want to wait? There are plenty of previous videos to peruse. When you are ready to join LIVE, click on the button below.

[Watch on Facebook](#)

[Watch on YouTube](#)

Quick Reminder . . .

MyStyle 100 Classroom Model Sale

Lightly-used for a week-long class. Thoroughly cleaned and tested.

Amazing Pricing!



While Supplies Last!

Featured Janome Feet & Accessories

Ruler Feet



1/4 Inch Ruler Foot

The perfect foot for sewists who work with rulers! The 1/4" Ruler Foot was specifically designed to use for ruler work using Janome quilting rulers. The 1/4" cup height moves smoothly alongside the quilting ruler without allowing the ruler to slide over or under. With this foot, the needle drops a 1/4 inch away from the ruler to create the quilting line.

[Janome High Shank Ruler Foot](#)

[Janome Low Shank Ruler Foot](#)

[Janome QMP Ruler Foot \(In-store only\)](#)

Janome Conv FM Frame Quilting Feet



Quilting with rulers and templates is a great way to achieve perfect patterns every time. The Ruler Foot attachment to the Convertible Free Motion Quilting Foot Set fits perfectly next to rulers and templates to achieve great results. The Frame Quilting Attachment will give you the look of a long arm quilting foot if you are using your machine on a quilting frame.


[Janome Conv FM Frame Quilting Feet](#)

[See All Janome Feet & Accessories](#)


Featured Products

Ultimate Guide to Rulerwork Quilting

Quilting rulers have long been used by longarm quilters to make uniform shapes while quilting, but now, with the advent of the domestic ruler foot, domestic quilters can join in on the fun, too! Amanda Murphy, best-selling author of the Free-Motion



Quilting Idea Sampler, starts by showing you how to use 6 basic shapes of machine quilting rulers to lay a foundation for your quilting, then moves on to teaching you 59 different designs. Finish up by following Amanda's suggestions for filling in the background space with free-motion quilting.



Rulerwork Quilting Idea Book

59 Outline Designs to Fill with Free-Motion Quilting, Tips for Longarm and Domestic Machines. Quilting rulers have long been used by longarm quilters to make uniform shapes, but now, with the advent of the domestic ruler foot, domestic quilters can join in on the fun, too! Amanda starts with how to use 6 basic shapes of machine quilting ruler to lay a foundation for your quilting, then moves on to executing 59 different designs. Finish up by following Amanda's suggestions for filling in background space with free-motion quilting.

[See All Quilting Books](#)

Quilting Rulers



[See All Quilting Rulers & Tools](#)

What We're Up To

Susan H. for her daughter in Louisiana.



Classes

[Learn Free-Motion Quilting](#)

Thu, Mar 14, at 9:30 am to 12:30 pm

Take your creations to the next level with free-motion quilting. Get hands-on experience with several beginning exercises, learn about helpful resources and notions, view inspiring examples, and still have time to polish your skills in a relaxed, supportive environment.



Teacher: Lauren Ayer

[Class Fee: \\$30](#)

[Supply List](#)



Learn-to-Sew: Seams-to-Sew: Seams

Sat, March 30, 1:00 pm to 4:00 pm

In this class we will learn several different types of seams. We'll discuss which to use when, how to stitch them, and use a few of them to sew the bathrobe we cut out in the LTS Pattern Layout class.

Ages 15 and up.

Teacher: Liz Ballowe

[Class Fee: \\$30](#)

Pattern: \$21 (In-Store Only)

[Supply List](#)

CLASS CANCELLATION POLICY: You must cancel 48 hours or more before the start time of your class for a full refund. Classes cancelled after 48 hours cannot be refunded.

[Visit Our Class Page](#)

Inspiration



Learn Tricks and Tips for Brilliant Results From Beginners to Pros

A Step By Step Guide to Ruler Work



Kate
Quinn

Janome
Educator



A Journey into
Guided-Motion Quilting

JANOME

A Step By Step Guide to Ruler Work

Janome Educator Kate Quinn walks you through everything you need to know about Ruler Work! Ruler Work quilting is similar to free motion quilting, but using templates, or rulers, to guide you as you quilt along. It's fun and a lot easier to do than you would think! Kate shares all the tools and tips you need to get started.

[Watch the Video](#)

[Get the Instructions \(PDF\)](#)

There are so many ways to find projects you'll love at Janome.com.

[Inspire](#)

[Blog](#)

[Search Bar](#)

Mini Quilt Using Scrappy Improv Circles




Perfect for practicing ruler work quilting.

Do you want to use your fabric scraps to create something beautiful and colorful? This simple and fun project is perfect to play with scraps and improv quarter circles! Pick your scraps and organize them by hue, that will allow you to create many different mini quilts to embellish any special space at your home.

[Get the Instructions](#)

Local Fun



[Celebration of the Book](#)

The exhibition continues through Friday, March 22. Gallery hours are 8 a.m. to 5 p.m. Monday thru Friday.

[Visual Arts Gallery](#)
6401 Richards Ave.
Santa Fe, NM 87508 + [Google Map](#)

Santa Fe Community College's Visual Arts Gallery opens the art exhibition, "Celebration of the Book," featuring contemporary book art. Visual Arts Gallery, 6401 Richards Avenue. The exhibition continues through Friday, March 22. All the artists represented in the exhibition are members of the Santa Fe Book Arts Group or Libros New Mexico Book Arts Guild. They use a wide range of materials, designs, and techniques to create original works of sculptural, two-dimensional, or multi-dimensional book art.

[Learn More](#)

[Visit Our Website](#)

Safe Shopping at Sewing Center of Santa Fe

We remain diligent about keeping you and our staff healthy. Please stay home if you're not feeling well. Curbside service is always available.

STORE HOURS:

Mon - Sat 10 - 4
Closed Sun

505-424-3242

Sewing Center of Santa Fe | 3014 Cielo Ct. Suite A, Santa Fe, NM 87507

[Unsubscribe info@sewingcenterofsantafe.com](mailto:info@sewingcenterofsantafe.com)

[Update Profile](#) | [Constant Contact Data Notice](#)

Sent by connie@sewingcenterofsantafe.ccsend.com powered by



Try email marketing for free today!