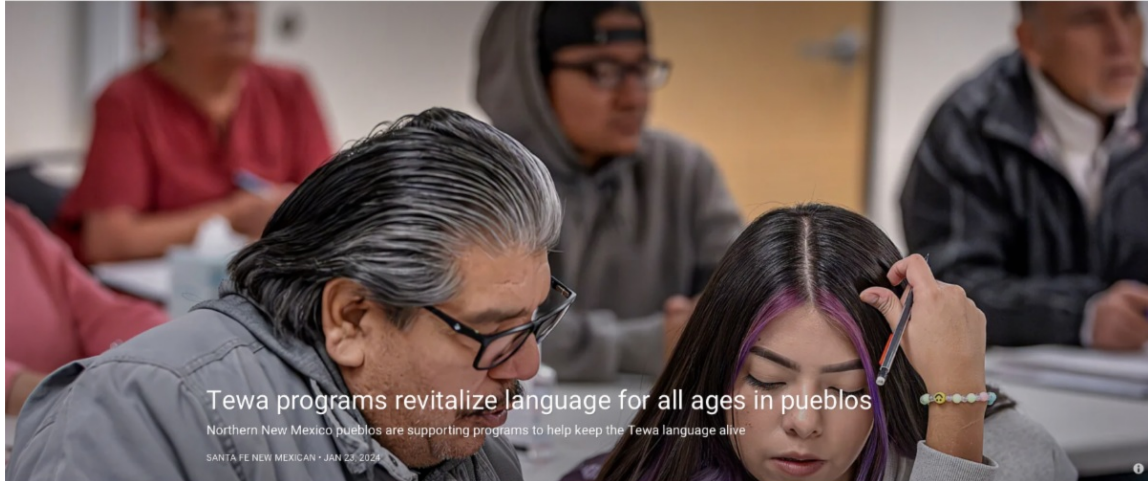


Weekly Newsletter

Good News!



Tewa programs revitalize language for all ages in pueblos

by ICTNEWS.ORG

"One of dozens of handwritten posters lining the walls of Joseph Patrick Aguino's portable classroom phonetically spells out a Tewa prayer for a dance.

Another, with a drawing of GEICO's gecko, sports a Tewa translation of "Somebody help me, please, I have a flat tire!"

Stacked on and around Aguino's desk are binders of songs, prayers and translations of stories; vocabulary worksheets filled out by his students; and a homemade storybook about a rabbit and coyote with speech bubbles in Tewa.

The materials have accumulated since Aguino, a member of the Ohkay Owingeh Tribal Council, began teaching two-hour, twice-weekly Tewa language classes to learners of all ages almost 20 years ago.

He hopes his students will become fluent in Tewa and also that some will go on to become teachers themselves — which a few have, he said.

Six of the Eight Northern Pueblos are Tewa-speaking but have suffered significant language loss over the past several generations — particularly since the federal government in 1819 began removing Native children from their homes and placing them in boarding schools that forced them to speak English. The practice lasted 150 years."

[Read More](#)

Announcements



Every 1st and 3rd Tuesday of the month at 12:00pm Mountain Time, dime goes live on Software Success! Ashley Jones will go over how to use our software and some tips and tricks you can do on your own!

Upcoming Episode: More on Embroidery & Digital Cutting Next one up is February 6, at Noon MT.

Don't want to wait? *There are plenty of previous videos to peruse.* When you are ready to join LIVE, click on the button below.

[Watch on Facebook](#)

[Watch on YouTube](#)

Quick Reminders . . .



**NOMINATIONS ROUND
FEBRUARY 1 - MARCH 15**

Nominations should be in the category of Craft Shop.

[Learn More](#)

Featured Janome Feet & Accessories

Free-Motion Couching Feet



Janome Free Motion Couching Foot Set HIGH (FMC)

Add a decorative touch to your quilting and home decor projects with this foot. It works like other free motion feet with the addition of small grooves that allow cording, yarn, or threads to pass underneath the presser foot. Two different feet are included to match your material's thickness. Use with: All Horizon and Skyline series

Janome QMP Couching Feet Set



The Couching Kit includes three sizes of interchangeable couching feet: 1.5mm, 2mm, and 3mm. With three sizes to choose from, you will always have just the right size foot for adding couched embellishments using a variety of specialty threads, fibers, and yarns to your quilt. Compatible with all Quilt Maker machines with Interchangeable Foot Mount, including the Artistic Quilter Sit Down 16.

[See All Janome Feet & Accessories](#)

Featured Products

Crazy Hearts

CLP Crazy Hearts Pattern

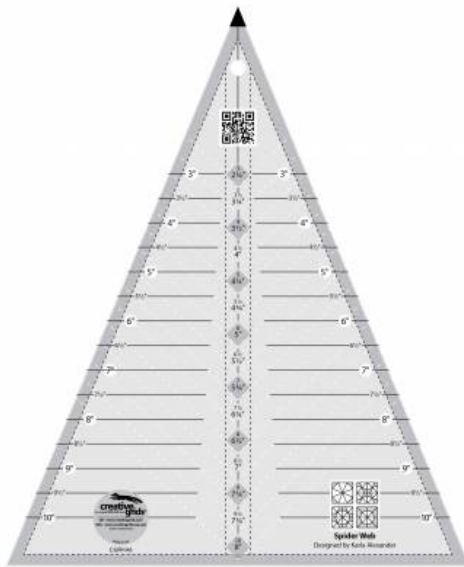
Yes, this is the perfect Valentine decoration but why not make it in the wedding colors for a bridal shower? The wedding party can sign the hearts and the guests can sign around them. What a great memory of the day!



22-1/2in x 53in.
The Creative Grids CGRKA6 is required,
Project Time: 2-6 Hours.
Fabric Type: Fat Quarter Friendly.

CG Spider Web Quilt Ruler

This 45 degree Spider Web Ruler creates a variety of blocks using 3in to 10in strips or strata widths.



- Easy to read black and white markings
- Cut triangles and kites from strips up to 10-1/2in wide.
- Comes with fully illustrated step by step instructions.
- Scan the QR Code printed on the ruler to view a how-to video of these features and to see the patterns that can be made with this ruler.
- Ruler slides easily over the fabric until pressure is applied. Then our exclusive grip holds the fabric in place while cutting, eliminating slipping and miss-cuts.
- Total Size – 9-1/2in x 11-1/2in

TGQ Scrap Tape 5in x 25yds



Scrap Tape is a wash away foundation that stabilizes the grain line of your fabric until it is sewn into your finished project. Make unique 5- inch strips using fabric scraps, using a stitch and flip method, then trim to size. Since Scrap Tape washes away with water, do not use steam or a starch/starch alternative while constructing your strips. Wash the stabilizer away AFTER the project is complete. One package includes 25 yards of 5in wide Scrap Tape.

- Non-Woven
- Wash Away
- Weight: Lightweight
- Single Double Sided
- Washing/Drying instructions: Follow Fabric Care instructions

What We're Up To

Renee' is finishing up her [April Mini Banner Hoppy Easter with 6in Easter Eggs](#)



Classes

Monthly Mini Banner class

Thu, Feb 8, at 9:30 am to 12:30 pm

Designed with the beginner in mind, these appliqued Mini Banners are also a great project to help you get back in the swing of Sewing Fun. Monthly patterns have a seasonal theme and include whimsical metal hangers. Some months even include cute buttons! For our first session you can choose to work on either January or February's snowy design. New to machine appliqué? Attend a Monday Mentor Sew, free of charge, and learn how to prepare your fabric shapes so you'll be ready for class. Finished banner measures 6" x 20".

Teacher: Margene Clarke

[Class Fee: \\$24](#)

[Cardinal Flurries Pattern: \\$49](#)

[Snow Much Love Pattern: \\$35](#)

[Supply List: Cardinal Flurries](#)

[Supply List: Snow Much Love](#)



Learn Free-Motion Quilting

Thu, Feb 8, 1:00 pm to 4:00 pm

Take your creations to the next level with free-motion quilting. Get hands-on experience with several beginning exercises, learn about helpful resources and notions, view inspiring examples, and still have time to polish your skills in a relaxed, supportive environment.

Teacher: Lauren Ayer

[Class Fee: \\$21](#)


[Supply List](#)



Learn-to-Sew: Seams

Wed, Feb 17, 9:30 am to 12:30 pm

In this class we will learn several different types of seams. We'll discuss which to use



when, how to stitch them, and use a few of them to sew the bathrobe we cut out in the LTS Pattern Layout class.

Ages 15 and up.

Teacher: Liz Ballowe

[Class Fee: \\$25](#)

Pattern: \$21 (In-Store Only)

[Supply List](#)

Serge It -Tablet Zipper Case

Thu, Feb 22, 1:00 pm to 4:00 pm

The Laptop Travel Case pattern is a perfect project to express your creativity and to show off those decorative Serger stitch samples. You'll use a Serger and a sewing machine to sew this project.

Teacher: Margene Clarke

[Class Fee: \\$21](#)

[Pattern: \\$22](#)

[Supply List](#)



Learn-to-Sew: Elastic

Sat, Feb 24, 9:30 am to 12:30 pm

Learn about different techniques for working with elastic. We'll use one of them to sew a pair of unisex pajama pants from the LTS Pattern Layout class pattern. Ages 15 and up.

Teacher: Liz Ballowe

[Class Fee: \\$25](#)

Pattern: \$21 (In-Store Only)

[Supply List](#)



CLASS CANCELLATION POLICY: You must cancel 48 hours or more before the start time of your class for a full refund. Classes cancelled after 48 hours cannot be refunded.

[Visit Our Class Page](#)

Inspiration



Learn Tricks and Tips for Brilliant Results From Beginners to Pros



**Christina
Dolinar**

*Janome
Educator*

Two Options for Yarn Couching:



**Free Motion Sewing
and Embroidery**

JANOME

Two Options for Yarn Couching

Janome Educator Christina Dolinar is here to teach you all about yarn couching! The Free Motion Couching Foot works like other free motion feet with the addition of small grooves that allow cording, yarn, or threads to pass underneath the presser foot. Two different feet are included to match your material's thickness. Add unique design details with yarn couching on denim jackets, pillow covers, and more! Christina explains step by step how easy it is to set up your machine for free motion yarn couching and get sewing!

[Watch the Video](#)

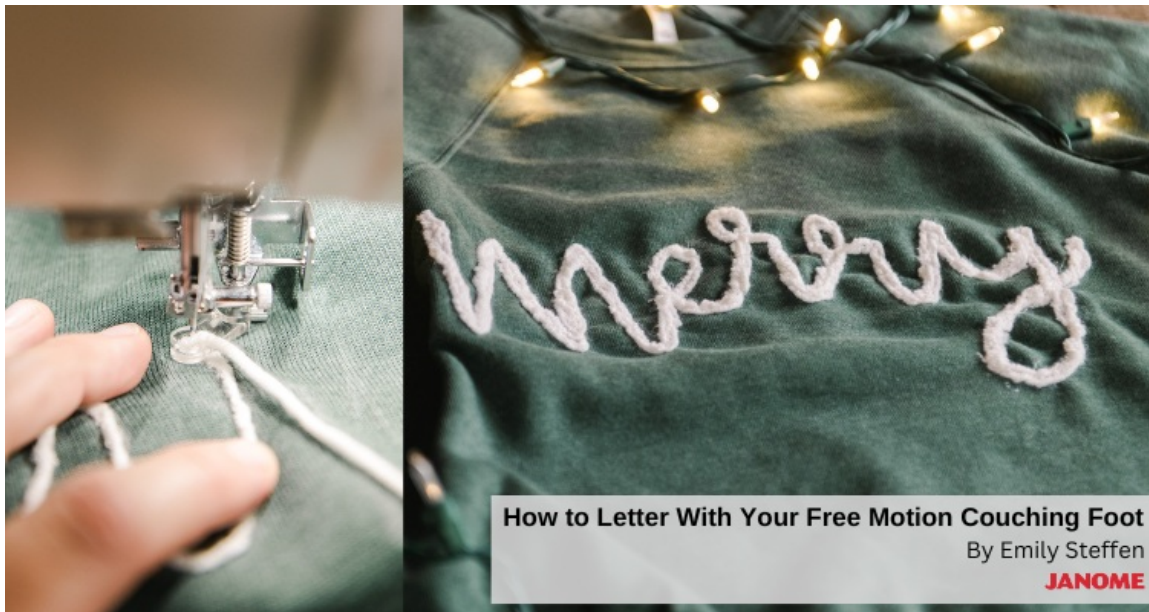
There are so many ways to find projects you'll love at Janome.com.

[Inspire](#)

[Blog](#)

[Search Bar](#)

[How to Letter With Your Free Motion Couching Foot](#)



Created by **Janome Maker Emily Steffen**. Here what she says:

"OKKKAYYYYYYYY! So the sky REALLY is the limit with this Janome free motion couching foot because LOOOOOOKKKK.....you can draw and write anything and everything you want with this foot - like this festive "MERRY" holiday sweatshirt that I made for our Christmas parties and general festivities this season! :) Honestly, if you have one of these foots, it's *SO* stinking easy and I want to give you all of my tips and tricks (and a few "fails") that I learned as I tested this out! :)"

Skill Level: Intermediate

And yes we know it looks like a Christmas project but you can easily change it to anything.

[Get the Instructions](#)

Local Fun



[Musical Performance by The Santa Fe Symphony](#)

Southside Library Community Room

Saturday, February 3, 2024

2:30pm - 3:30pm

A special performance at the Library from The Santa Fe Symphony.

plus

[Santa Fe Opera Young Voices Concert](#)

La Farge Library Community Room

Saturday, February 3, 2024

1:00pm - 2:00pm

The Santa Fe Opera presents singers from their Young Voices high school program. Learn a little about opera and enjoy the wonderful performances! This is a special interactive performance for children ages 0-10 but all ages are welcome!

[See More Events](#)

[Visit Our Website](#)

Safe Shopping at Sewing Center of Santa Fe

We remain diligent about keeping you and our staff healthy. Please stay home if you're not feeling well. Curbside service is always available.

STORE HOURS:

Mon - Sat 10 - 4
Closed Sun

505-424-3242

Sewing Center of Santa Fe | 3014 Cielo Ct. Suite A, Santa Fe, NM 87507

[Unsubscribe info@sewingcenterofsantafe.com](mailto:info@sewingcenterofsantafe.com)

[Update Profile](#) | [Constant Contact Data Notice](#)

Sent by connie@sewingcenterofsantafe.ccsend.com powered by



Try email marketing for free today!