

*Sew In 2
Quilts*

Newsletter

Mar-Apr 2020 Volume 2: Issue 2

126 N Main—Hutchinson, KS 67501
Phone: (620) 860-9753

M-F 10:00a - 5:30p & Sat 10:00a - 4:00p
Follow us on Facebook for the latest updates

Email: luv2quilt@sewin2quilts.com
Website: www.sewin2quilts.com

It's our 1st Anniversary!

Wow!! April 3rd marks our 1st Anniversary! We had planned a fun celebration and Club Q's to celebrate, however as we are all more than aware things are changing rapidly with the virus. When life returns to what passes for normal, we will schedule our anniversary party.

We want to take the time to thank all of the quilters who have made this first year a really great year for us. Opening a quilt shop seemed a bit daunting at times but after a year, we know it was a great decision!

For now, we are cancelling all classes and clubs but will be open normal store hours unless things change. Feel free to call us if you want to verify if we are open before you come if you are coming from a distance.



Accuquilt Fun with our GO! Club

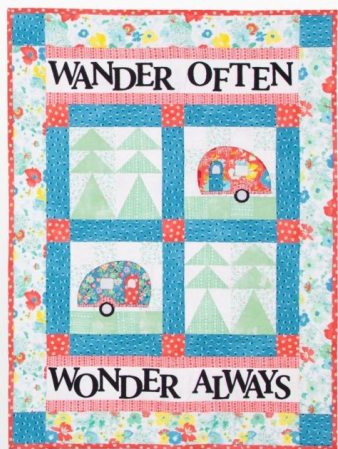
We had a ton of fun at our Accuquilt Event in February. Our Instructor Jeanne LeBron did an amazing job and I think we all came away with lots of ideas and learned so many things about our Accuquilts. Several of you joined the Accuquilt family and got a new cutter!

We want to keep that excitement going with our GO! Club. It will be the in the afternoon after the Saturday Club Q session. Our plan at this time is that it will be Bi-monthly. Depending on the interest, we may look at holding it monthly, or adding an evening session. As with Club Q, there will not be a membership fee or charge to attend. Just come join the fun and get inspired to use your cutters so that you can "Cut time and Quilt more!"

Anyone is welcome to attend, you don't need to own an AccuQuilt. Please bring any projects you might have done using your GO! Cutters.

Stay tuned for the date of the next club since we are cancelling our April one because of the virus.

We have in stock some of the most recent new dies released by AccuQuilt. As always, we are happy to order any of the dies and Quilting Queen benefits apply to any regular priced die. For those of you who have an embroidery machine, don't forget about the free embroidery downloads that go with the new dies!





NEW! 2020
Limited Edition
GO!® Dies Have Arrived

GO! Western Medley
GO! Nautical Medley
GO! Camper







New Kits!



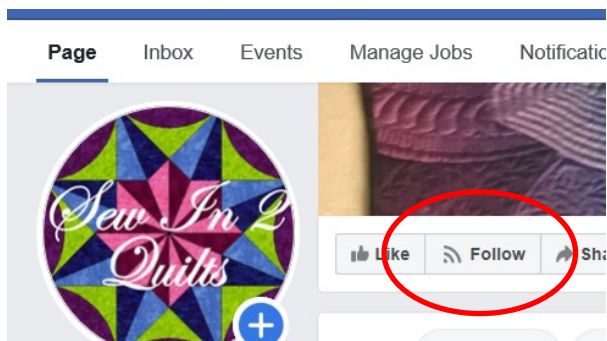
New Fabric



Readers

Follow us for the quickest updates!

We love all the Facebook likes but make sure you also **"Follow"** our Facebook page. If you are actually following us, you will get notifications and the first opportunity for specials, flash sales, or last minute classes!





Machine Quilting

We are now taking in quilts for machine quilting. After a stint at the Gammill hospital, our machine is running in tip top shape.

It is important that you call and schedule a time to bring your quilt in. We prefer to not have too many quilts on premise waiting.

Edge to Edge quilting starts at \$.02 per square inch and Custom Quilting starts at \$.06 per square inch. Depending on the design, fees may be higher. All fees include thread. Batting, backing as well as binding services are not included. Minimum Charge for quilting is \$35 per top.

Quilt Preparation Guidelines

- Backing (and batting if customer provided) need to be at least 4" wider and longer than the quilt on all sides.
- Don't baste or pin the layers together
- Square up backing, if customer provided. If backing is not square, additional charges will apply.
- Use a safety pin to mark the top of the quilt and backing if you have a preference.
- Be sure all seams are secure. To be sure, you may want to stay-stitch 1/8" to 1/4" in from the raw edge.

- **Customer supplied batting that is pre-packaged, must be opened and fluffed.**

Open package, unfold and fluff batting, preferably a week or more before delivery of the top/backing for quilting. Batting must be free of bumps from being packaged. Loosely fold batting for delivery.




Karna's Korner

February came and went so fast. We had a great Accuquilt Event in February and are excited to see all the fun new dies that are coming out.



The last weekend of February my dog Kaos and I participated in an agility trial at the Hutchinson Kennel Club in South Hutchinson. She had 4 qualifying runs and we gained some points to our next title.



I've never really officially trained a dog and I can say it has been so much fun and rewarding to watch her change from a 3 pound rescue puppy!

Hutchinson Kennel club has great classes to train you to train your puppies and dogs. You don't have to want to compete to take classes. Its fun to have a great time and have a well trained pet!

2020 Block of the Month

There are still some openings for this block of the month!

Stroll through Botanica Park. The collection features 14 Tonga batiks in a garden of greens, blues, blossom pinks & berries, lavender into rich purples. The quilt highlights the colors in a traditionally pieced blooming center block surround by patchwork paths and curved sculpture garden corners.



To register for this Block of the Month, come in or call the store. We will create a subscription for the Block of the Month and it will automatically charge your credit or debit card on the 15th of the Month.

Quilted by Jean McDonald, Photography by Aaron T. Leimkuhler. Copyright © 2019 Wing and a Prayer Design, LLC. All rights reserved.