

*Sew In 2
Quilts*

Newsletter

July-August 2019 Volume 1: Issue 1

126 N Main—Hutchinson, KS 67501
Phone: (620) 860-9753

M-F 10:00a - 5:30p & Sat 10:00a - 4:00p
Follow us on Facebook for the latest updates

Email: luv2quilt@sewin2quilts.com
Website: www.sewin2quilts.com

Join us for Sew Days Learn-to-Sew Series

*Classes begin the week of July 15,
finishing the week of August 19*

*Fun classes!
Learn new techniques!
Great projects!*



Sew Days

We are excited to participate in a national promotion called Sew Days. This program is designed to get people who have either never sewn or not sewn for awhile and are interested in getting back into sewing.

Starting in July we will have classes each week where you will complete a basic project. Classes will be \$5 each plus the cost of the kits or fabrics required. We will have classes featuring the following projects: On The Eights Table Runner, Catchall, Easy Mitered Placemats, Easy Backpack, Half and Half Apron & a fun tote. See the website or Classifieds for the

Dates, Times & Supplies and additional information.

Club Q

If you haven't been to Club Q, you are missing out on lots of fun! We have 2 different sessions for Club Q—the first Tuesday night at 6:00pm or the first Saturday morning at 10:30am. Depending on how dates fall, will depend on which session is first. There is no charge to attend Club Q.



We show off some of the new fun products and fabric we have gotten and we will demonstrate a new product or technique we have found. We also have drawings for door prizes at each session.

Bring your show and share and receive an extra entry into the door prize drawing.

We are also starting a Sampler Block Quilt at Club Q. See the article on the Club Q Bright Hopes Quilt.

July's demo is called **Too Hot to Handle**. Curious? Come find out what its all about!!!!

Karna's Korner

Thanks to all who've come in to the shop. Your support and positive comments are greatly appreciated. It's been a very busy first couple of months! May certainly had it's share of crazy weather with all the rain!

We have been getting lots and lots of new items into the store since market. Most recently we have our new Christmas Fabrics and also a new line from Benartex called Totally Tulips. We ventured out from the traditional Christmas colors and have these in a very striking Red/Silver/Black color and also in a Blue/Silver color. They have amazing metallic and pearl highlights and the pictures don't really show them off. Stop in for a first hand look and feel.



The Tulip line comes in both a Pink/Grey and also a Purple/Teal colorway. They also have pearlized and metallic highlights. They feel amazing as well!

More Fairy Frost and Kona arrive each month so be sure to check back. By the end of the year we will by your Kona Destination with all 300+ Kona Colors.



Special Requests or Orders

If you have something you are needing but it isn't something we will normally have in stock, we can see about doing a special order for you. We have had requests for specialty rulers, cones of thread for longarm quilters and specialty batting.





Christmas In July

Join us for our first Christmas In July Workshop. It will be a fun day of ideas for your Christmas projects & decorations. Get a jump start now so you will be ready—December will be here before we know it.

On Saturday July 13th we will open the doors at 9:30am and the first demo will be at 10:00am. We will have 3

demos in the morning and 3 in the afternoon. Demos will last about 30 minutes and we will have breaks in the morning and afternoon. Pre-registration is required. The cost will be \$10 and will include lunch, drinks and snacks. Those registered will also receive a coupon for a special discount that day.

- 9:30a Doors Open
- 10:00a Cheesecake Bites, Espresso & Ice Cream
- 10:30a Jingle Bell Santas
- 11:00a Break
- 11:30a Quick Folded Ornaments & Bauble & Bling
- 12:00p Lunch
- 1:00p Brush it off & Quick Key Fobs
- 1:30p Easy Organizer
- 2:00p Break
- 2:30p Pour It On
- 3:00p Door Prize Drawing



Pals Hangers

If you are looking for a super easy way to hang your quilts, be sure to check out the Pals Quilt Hangers. They have an easy clip system so that you don't have to put a sleeve on every project and you can now buy them in individual lengths to get the size you need!



They come in both Silver and Almond and in lengths of 24" and 30". If you need multiple ones to hang large projects, you can get the combination that works best and get the connectors to put them together.

These are especially handy if you are someone that likes to change out your wall quilts often. Hanging them on the wall is just as simple as attaching the hanger to the quilt.

Like to Teach?



We are looking for people who would like to teach classes at the shop. If you have a project you would like to teach, stop by or email us. Even if it's just one pro-

ject and it doesn't even need to be a quilted project. Do you do tatting, beading or other crafty things?


Class Requests?

Let us know what types of classes you would like to see.

20 Years of Kansas Troubles

Calling all Kansas Troubles Fans! Lynn Hagmeier is celebrating 20 years for Kansas

Troubles Quilters and she is commemorating the event with her new quilt called 20 years of KTQ. We will be featuring this as a Block of the Month. If you are interested, please come into the store or pre-register online. We will take registrations until July 14th. To register, click on Pre-cuts/Kits. <https://www.sewin2quilts.com/shop/PreCutsKits/Kits--Block.htm>



Pre-registration will be \$10. This fee is non-refundable, but will be applied towards the purchase of your first month's block. We need to order the fabric quickly, as it ships this fall. We are looking to start the Block of the month in September or October depending on when the fabric arrives. It will feature fabrics from her new Milestones line as well as fabrics from some of her Kansas Troubles Favorites!




Quilting Queens

Its never too late to become a Quilting Queen! Quilting Queens receive 15% off of all regular priced merchandise for the calendar year. Normally the annual fee is \$15 but for 2019 the cost is \$10. There will be specials from time to time that only apply for our Quilting Queens. Discounts won't apply for classes or machine quilting services.



Cutting to the Chase

If you have ever had issues where your ruler slides on the fabric as you cut your pieces, you will love our new Quilters Select Rulers. These rulers have a special coating on the back and with very little pressure, stay in place while you are cutting.



Quilters select also makes a weighted rotary cutter. This cutter is either left or right handed and has a quick change blade so you don't have to have a schematic when getting a new blade.

Stop by the store and you can see for yourself how awesome these rulers are. We have a cutting station setup and you can try them out.



You can also check out their videos on You Tube!

Club Q Bright Hopes Quilt



We will be doing a sampler quilt at Club Q. It is called Bright Hopes and is a 17 month Block of the Month. The quilt is a 20 block quilt, but the first month's block is used in all four corners.

We will be doing the blocks in two colorways. One will be reproduction fabrics which will a scrappy look quilt with similar but different fabrics throughout. The batik block will feature the same colors for the block throughout the quilt and you can choose from a light or dark background.

Sign up now and we will be handing out the first blocks with the July Club Q. You can sign up down the road but you must purchase any back blocks you missed after the August Club Q meeting. The rules for the Sampler Quilt are as follows:

- ◆ This will be a 17 Month Program – there are 17 individual blocks, one of which is repeated for the corners. If you finish the quilt as it is designed it will be 78" x 96".
- ◆ There will be 2 colorways – One with Batik and one with reproduction (civil war) blocks. The batik one will have 5 consistent fabrics for blocks and finishing and you can choose either a light or dark background. The reproduction version will be a scrappy version with consistent colors, but the blocks and finishing will not all be the same 5 fabrics.
- ◆ You will enroll and pay for the first block which include fabric to make the 4 corner blocks. The cost for this will be \$20.
- ◆ Each block will include fabric and instructions for that block.
- ◆ If you bring your finished block back to the next session of Club Q (either Saturday Morning or Tuesday Evening) and stay for the program, you will receive the next block free. If you miss the next Club Q for any reason, you will need to purchase the block kit for the month you missed. The remaining block kits will be \$5 each.
- ◆ There will not be any exceptions to the rule for the free block. With your initial block set you will receive ONE free pass. If you cannot make a session of Club Q the next month or if you did not get your block done, you can use your free pass once to get one block for free anyway.
- ◆ You can participate in both colorways, but you must bring both finished blocks to the next Club Q session.



- ◆ You can sign up anytime after the August 2019 Club Q, but you will need to also purchase any back blocks.
- ◆ There will be a setting kit if you want to finish the quilt as shown in the pattern with the individual block sashing and the pieced border. The finishing kit will be \$80 which also includes binding. It will not include backing.



Kansas State Fair

The Kansas State Fair is right around the corner! Entries are due August 15th. In addition to lots of great categories for you to enter, we wanted to remind you of a couple of special ones. Remember that if you enter, you can get up to 6 participant tickets at a really reduced price.



Pillowcase Project:

The Pillowcase Project is for grieving children and teens that have sleeping problems following the death of someone that they love. At nighttime, something special, like a handmade pillowcase, offers comfort during a difficult time. Make a set of (2) pillowcases for either a child or teenager. All pillowcases will be donated to children and teens in need. There are lots of great free pillowcase instructions online. Here is a link to one that has 3 types of pillowcases.

<https://makeit-loveit.com/sew-3-pillowcases-3-ways>

Quilt of Valor Block:

Create a quilt block according to the pattern. These will be judged and then used to create quilts that will be donated to deserving individuals who have served in the military.



The pattern can be found here:

https://d38trduahtodj3.cloudfront.net/files.ashx?t=fg&rid=KansasStateFair&f=2019_State_Fair_block.pdf

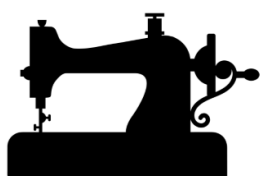
Sew Much Fun Day

This will be a day that we will open the classroom to anyone who would like to sew. There won't be a charge, but it will be on a first come –first serve basis.

If you have some friends who would like to work on a project together, and don't have room for all of you to sew, come on down! You are welcome to come and go, but we will be start at 10:30a and go until 9:00p. There won't be an instructor, but the staff will be available to answer any questions you have.

If you want to bring snacks or drinks, you are welcome to do so. We have a fridge and a microwave if you also want to bring lunch.

Our first Sew Much Fun Day will be Thursday, July 25th and in August it will be Thursday August 29th.



Sew Much Fun Day

AccuQuilt

We are in the process of getting setup as a dealer for AccuQuilt products. For those of you that already have these great cutting machines, we will be able to get the dies for you.

If you've never been introduced to the AccuQuilt cutting system we will have a demo station setup in store by the end of July. This system cuts very accurately and can cut up to 6 layers at a time. It comes in a manual and electric version.



For those of you who love rag quilts, they have rag quilt dies where you can place both layers of fabric and even add your batting and it will cut the square and notch the edges. So once you've sewed the blocks together, you are ready for the wash! No more snipping seams.

Need a Wide Backing?

Our selection of wide backs continue to grow. Newly added are the 118" Kona Premium Cotton wide backs. We have these in 3 colors—Optic White, Bleached White and Natural. We also have some patriotic and reproduction fabrics in addition to batik backs. If you have a project that requires a flannel back, we also have flannel in 3 colors.

Bring in this newsletter to receive 20% off any wide back during the month of July!

Discount Code WIDEJULY



I Love Fabric Days

We will be participating in "I Love Fabric Days". We will be sending out more details at the beginning of August on the event.

We will have in-store specials during this promotion which will be held August 15th—August 17th.

New Stuff!

Hoffman Dream Big Panels



Holiday Flourish Fabrics



Hoffman Digital
Proud as a Peacock Fabric



Fun Panels to
Hexify!



Stonehenge Patriotic
Collection and Panel



Scrumptious Minky Panels and fabric



Folding Travel Rulers



Upcoming Events:

Club Q

Tue	7/2	6:00p
Sat	7/6	10:30a
Sat	8/3	10:30a
Tue	8/6	6:00p

Civil War Club

Thur	7/11	1:00p
Thur	7/11	6:00p

No Civil War Club in August

Civil War Sew Day

Sat	8/17
-----	------

Christmas In July

Sat	7/13	9:00a
-----	------	-------

Sew Days

July 14-Aug 24 (see Class-ifieds)

Sew Much Fun Day

Thur	7/25
Thurs	8/22

For other classes, please visit our web-site at www.sewin2quilts.com.

Civil War Club

Our July meeting will be on July 11th at 1 and 6 in the class room area at Sew In 2 Quilts. I am personally really happy to be back in a quilt shop. We will start work on patchwork potpourri on page 30.

I will have samples of all the blocks and we will go through the process with each one. Remember that we do not have a meeting in August so you will have plenty of time to work on the blocks. Have a safe and Happy 4th of July.

