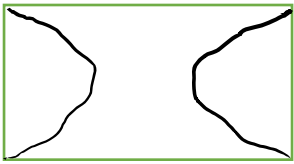
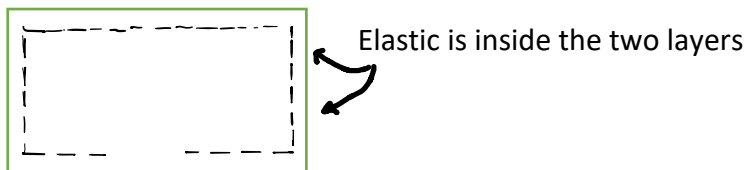


Basic Instructions for Making a Mask with Elastic  
[www.cottonblossomfarm.com](http://www.cottonblossomfarm.com)


1. Cut all fabric into 9 x 6 inch pieces.
2. Cut elastic into 6 inch pieces.
3. Place one piece of flannel and one piece of cotton right sides together. (the flannel can be used with either side).
4. Insert a piece of elastic in between the two fabric pieces like this:




5. Stitch around all sides using a  $\frac{1}{2}$ " seam allowance. Leave a 3" opening in one of the long sides.



6. Clip all four of the corners- Don't clip through the seams



7. Turn right side out – poke out the corners – press
8. Top Stitch  $\frac{1}{4}$ " all the way around



9. Create two pleats/tucks in each side to make each side  $3\frac{1}{4}$ " in length
10. Stitch along each side to secure pleats

