

Web FABRICS


Weekly News & Updates

September 16, 2023 | Issue 37

Introducing Meagan's Curated Bundle of the Week.

We recently bought The Color Catalog from Sarah Ranae Clark (thanks to Pamela for sharing). Sarah created these color palettes back in 2018 for her friends who liked adult coloring books. The cards have so many more uses. Crafters and decorators use the cards to pick colors, and they are a helpful tool for picking curated fabrics.

Meagan will use the cards to pick a curated bundle of the week. These bundles are limited and will be available until they are sold out. The bundles can be found on the website under bundle of the week.



How can you use these curated bundles? What about these color palettes? We hope these provide some inspiration and challenge you to try something new. Want to try one yourself, stop by and have a look at the cards. We hope to carry them in store soon if you want your own collection.



Calendar

- [#ScottSentMeChallenge2023 - September - November](#)
- [September 16th - National Sew A Jelly Roll Day](#)
- [September 19th- Virtual Fabric Painting Class](#)
- [September 22rd - Collage Quilt Class with Joyce at Firefly Cellars](#)
- [September 28-30 - Original Sewing and Quilting Expo in Fredericksburg, VA](#)
- [October 4, 14 and 20 - Spicy Spiral Table Runner](#)
- [October 7th - Fifth Saturday Rescheduled](#)

[Visit our Website](#)



The Scott Sent Me Challenge has started and goes through the end of November. This is a great contest with 10 winners being awarded this year. Last year's winner is a



Bundle of the Week

customer and has already hit a few stores in just two days. Check out the website [here](#) and plan your visits. Make sure you tell us **Scott Sent Me** when you come in.




Congratulations to everyone who submitted a piece for the 100-Years Hoffman Challenge. Congratulations to those of you selected to move on to the next phase. We love to hear how things are going - keep us in the loop,

New Fabric

Dream Big Tiles by Jeanie Sumrall-Ajeron. for Hoffman Fabrics.

You have seen the Dream Big digitally printed panels from Hoffman Fabrics featuring vibrant, intricate floral designs in various colors. This collection is on a smaller scale, 2-inch squares, which is great for fussy cutting and English Paper Piecing.

Order your bundle today in either Fat Quarter or Half Yard.



[Order Now](#)

Sketchbook 108" from P&B Textiles

Beautiful line work makes this extra-wide fabric fresh and unique! Use one of the tonal or multicolor prints to back a quilt, create apparel, or sew home decor projects. The width means no seams, making quick work for tablecloths, larger accent pillows, shower curtains, and more!



[Order Sketchbook](#)

New Kits, New Patterns

Kiley from Kiley's Quilt Room and [Modish Quilter](#) magazine stopped by this week to share her new patterns and sample quilts. She is releasing a book later this year with more modern quilts. Please look for a book signing in the store once it is released.

Here are some of Kiley's patterns and corresponding kits. Stop by the store to see the quilts in person.



Deja Vu

The Deja Vu pattern is perfect for beginners to curves. The large size of the half circles is a great way to learn! The pattern clearly outlines how to tackle the curves with step-by-step instructions! For those of you who are more experienced with curves, this quilt is a quick finish that looks more intricate and complicated when complete! It makes the perfect gift or weekend quilt project!

Learn more on Kiley's blog [here](#).

Pick up the pattern and kits at Webfabrics

**Deja
Vu**



Christmas Chaos

The Christmas Chaos quilt is a beginner-friendly pattern! A great option for a modern Christmas quilt! The “chaos” part of this quilt is the section of improv at the bottom that makes up the “presents”. Feel free to create whatever you want in that section!

As an added bonus, the Christmas Chaos quilt pattern comes with a pattern for how to make 25 circular ornaments for the 25 days of December leading up to Christmas Day!

Order the Patterns and Kits now and be ready for your

Christmas season.

Christmas Chaos



Upper Cut 2.0

When signing up for her newsletter, Kiley initially offered this pattern as a free throw-sized pattern. This pattern comes with Twin, Queen, and King sizes and is beginner-friendly!

We have kitted this out in a pastel with a white background and the darker rainbow with black, as shown above.

**Upper Cut
2.0**



Stop by the store and see more of Kiley's quilts, like this beautiful birch tree quilt. Follow Kiley at Kiley's Quilt Room on Instagram or subscribe to her digital magazine at Modish Quilter.



Erin of Love Sew Modern was also in the store recently. *Retro Curved Pieced Quilts* is her latest book which will be available in the fall. Stay tuned for a book signing.

Check out some of her current patterns. For those of you who grew up when I did, you will recognize the cassette tapes in this quilt.

Radical Cassettes

The Radical Cassettes quilt pattern comes in a Large Throw size of 62" X 73". The Radical Cassettes quilt is considered an intermediate pattern due to the few drunkard's path blocks.

The pattern includes a coloring page, detailed visuals to clearly illustrate the quilt construction and skills, and the required paper templates. Patterns and Kits are available.

PATTERN #112
#RadicalCassettesQuilt
#LoveSewModern

Radical Cassettes



A QUILT PATTERN BY ERIN GROGAN OF

LoveSew **MODERN** ▶▶▶

62" X 73" THROW

WWW.LOVESEWMODERN.COM | [@LOVESEWMODERN](https://www.instagram.com/LOVESEWMODERN)

Radical Cassettes

Chaos Coordinator

The Chaos Coordinator quilt pattern comes in 4 sizes: Pillow/Wall Hanging (18"X18"), Baby (33"X33"), Small Throw (62"X62) and Large Throw (71"X71"). The Chaos Coordinator quilt is an intermediate/advanced pattern using curved piecing, such as the orange peel block.

The pattern includes a coloring page, detailed visuals to clearly illustrate the quilt construction and skills, and the bonus of 2+ Hrs of VIDEO TUTORIALS, including detailed tutorials for each block.

Patterns are available **here**.

PATTERN #110

Chaos Coordinator

EXTENSIVE VIDEO
TUTORIALS INCLUDED



A QUILT PATTERN BY ERIN GROGAN OF

LoveSew MODERN▶▶▶

PILLOW/WALL HANGING | BABY | SMALL THROW | LARGE THROW

WWW.LOVESEWMODERN.COM | @LOVESEWMODERN

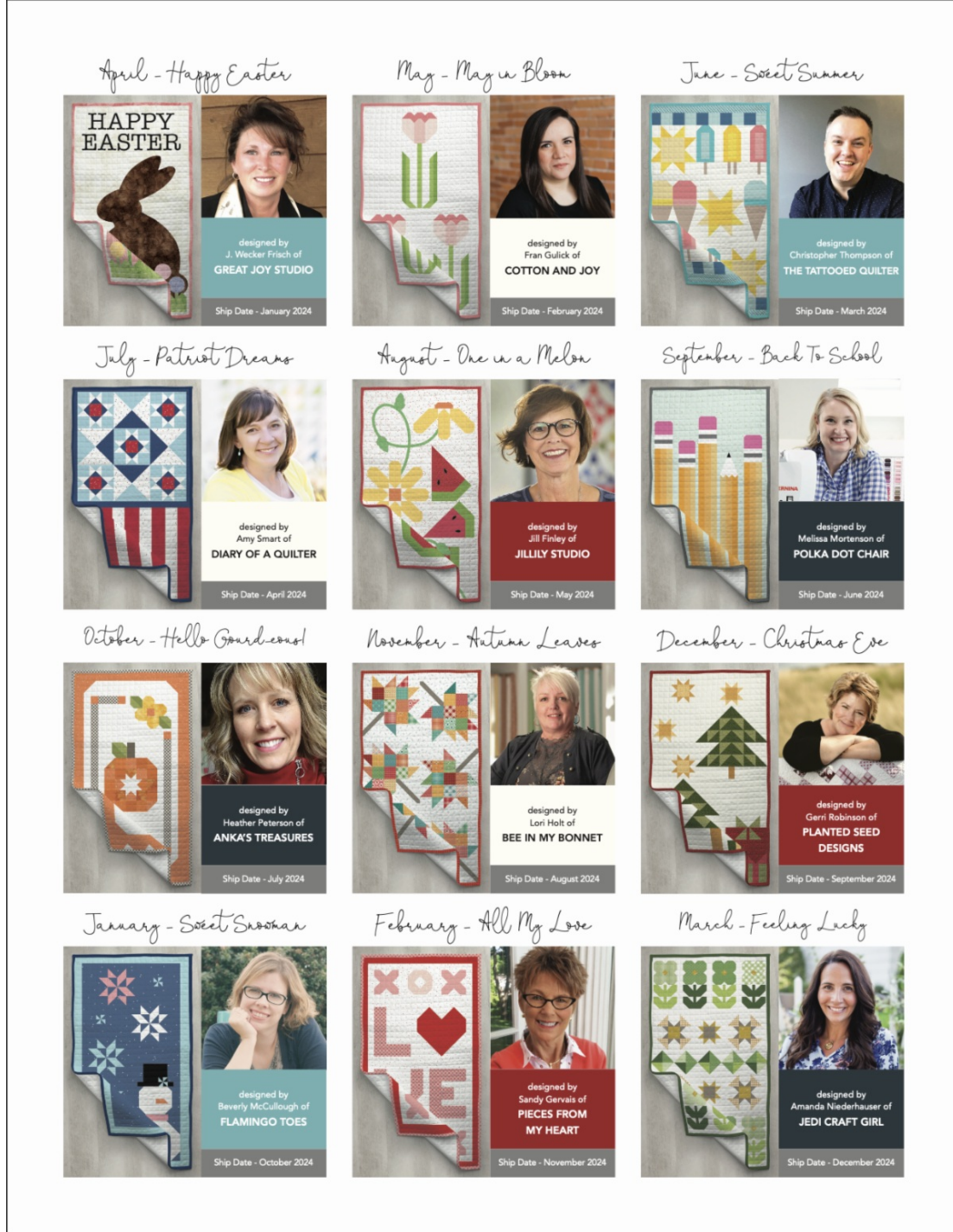
New Patterns

Many new patterns have arrived. Check out the new Halloween and Fall patterns [here](#).

Happy halloween



Riley Blake Door Banner of the Month



The Riley Blake Door Banner of the Month subscription includes 12 kits, with each kit designed by a different Riley Blake Designs designer. The subscription is for 12 months, starting January 2024- December 2024. Each month you will receive a Kit of the month in an exclusive keepsake box.




Each kit contains the pattern and the fabric to create the door banner top and binding, The finished size is 20"X36"

- January - Happy Easter by J. Wecker Frisch
- February - May in Bloom by Fran Gulick
- March - Sweet Summer by Christopher Thompson
- April - Patriot Dreams by Amy Smart
- May - One in a Melon by Jill Finley
- June - Back To School by Melissa Mortenson
- July - Hello Gourd-eous! by Heather Peterson
- August - Autumn Leaves by Lori Holt
- September - Christmas Eve by Gerri Robinson
- October - Sweet Snowman by Beverly McCullough
- November - All My Love by Sandy Gervais
- December - Feeling Lucky by Amanda Niederhauser

Riley Blake Banner Kit

National Jelly Roll Day is September 16th

Buy a Jelly Roll and receive a coupon code for three patterns; Barns & Terraces, Dash It All, and Jelly on the Fence.




Jelly Roll
Patterns



[Order a Jelly Roll](#)

[Moda Jelly Roll Blog](#)

Events



Friends of Franklin Park Arts Center Fabric Challenge Exhibit

We are sponsoring this Fabric Challenge in partnership with Franklin Park Arts Center. Buy a Fat Quarter from the store and incorporate it into your own artwork. Be sure to register your purchase when you submit your piece on the webfabrics site for a \$5 coupon.

Artists in all mediums are invited to submit artwork. The art can be anything from quilted pieces to mixed media creations.

Complete your piece and the on-line entry form on the FPAC website. The entry fee is \$20.00 per

artist. You can submit up to three pieces.

Cash prizes and a surprise swag bag from Webfabrics will be awarded in the following categories:

- Best in Show
- Most Creative Integration of Fat Quarter fabric
- Friends Choice (selected by Friends of Franklin Park)

Drop off your artwork at FPAC:

- Monday, September 25th, 9:00 am - 4:30 pm
- Tuesday, September 26th, 9:00 am - 4:30 pm

Exhibit dates: September 28 - October 29, 2023

Pick up artwork from FPAC - Monday, October 30, 9:00 am - 4:30 pm

**Fabric
Challenge**



Collage Class with Joyce Carrier

Joyce shared her amazing collage work at our Saturday Sampler. Join us for her class and learn to make the Kingfisher. Joyce will discuss the techniques she uses to create a template from a photo to allow you to create more collages from your favorite photos.

This class includes a fabric kit with all the materials for this project. You will need to bring your favorite pair of sharp scissors, a mechanical pencil, and a stiletto.



**Register for
Class**



Spicy Spiral Table Runner with Suzanne Miller Jones

Back by popular demand and just in time for your holiday decorating, Suzanne is teaching the Spicy Spiral Table Runner class. This table runner is double-sided. You will learn to create the strata and the method for cutting using the wedge ruler. As this is double-sided you will learn how to make a double-sided binding. Suzanne is a patient teacher who will guide you to success.

We look forward to seeing you in class.



**Register for
Class**

Clorinda Fresquez-Tria will be teaching a series Mixed Media Art class at Firefly Cellars.




**Sign
Up**

Paint (Color) on Paint (Color) on Fabric..

The next session will focus on using Crayons on fabric. For this class you will create a fall leaf pattern and learn the difference with crayons. This medium adds a different look to your project. Join us at Firefly Cellars again on October 15th.

We will offer a virtual session if there is interest.

*Note we are doing a series of sessions exploring different mediums.



Social Media

Do you follow us on Facebook, Instagram, or YouTube? We use social media between the newsletters to share quick updates with videos and pictures. We also announce changes in the store and online. This is the fastest way for us to get news to you.

In inclement weather, we will update a banner on our website and a post on social media for any changes to our operating hours. Please check before driving out if there is any question related to the weather.

Help us grow our audience - share with friends, family, and others. We continue to spread the news about the changes at Webfabrics, including the reopening of our Brick-and-Mortar shop.



Thank you for your continued support.

Keep Sewing,

Bev and Sydney

**Visit our
Website**

[Our Company](#) | [Contact Us](#) | [FAQs](#) | [Privacy Policy](#)

WebFabrics | 116 North Bailey Lane, Suite A, Purcellville, VA 20132

[Unsubscribe webfabricsbd@gmail.com](#)

[Update Profile](#) | [Constant Contact Data
Notice](#)

Sent by [webfabricsbd@gmail.com](#) powered by



Try email marketing for free today!