


Weekly News & Updates

September 9, 2023 | Issue 36

The Great Wisconsin Quilt Show

Opening day of the show found us sold out of every flamingo panel and kit almost immediately. One customer bought pretty much everything we had. Our flamingo sample quilt drew people into the booth asking for flamingos. We called back to the store to verify our inventory and continued to sell what we had, offering free shipping.

At dinner that night we were sharing the run-on flamingos with our friends and they told us that the plastic flamingo is the official bird of Madison, Wisconsin. A little research later, and here's what we learned.



In the fall of 1979, Madison was the site of recorded history's largest known migration of plastic flamingos. On September 4, University of Wisconsin students and staff trudged their way to class and were stunned to see that more than 1,000 plastic flamingos had descended upon the iconic Bascom Hill in the wee hours of the morning. A prank had been pulled, and a legend was born.

This prank turned tradition became so popular that in 2015, the Madison Common Council declared the plastic flamingo the official bird of the city of Madison. In 2018, the **Forward Madison** professional soccer club unveiled the bird as their official logo, and their fan club adopted the name "The Flock."

We have had a great time in Madison. We highly



Calendar

- [#ScottSentMeChallenge2023 - September - November](#)
- [September 14-17 - Pennsylvania National Quilt Extravaganza in Oaks, PA](#)
- [September 16th - National Sew A Jelly Roll Day](#)
- [September 19th- Virtual Fabric Painting Class](#)
- [September 22rd - Collage Quilt Class with Joyce at Firefly Cellars](#)
- [September 28-30 - Original Sewing and Quilting Expo in Fredericksburg, VA](#)
- [October 4, 14 and 20 - Spicy Spiral Table Runner](#)

Visit our
Website



The Scott Sent Me Challenge has started and goes through the end of November. This is a great contest with 10 winners being awarded this

recommend The Great Wisconsin Quilt Show and a visit to Madison. Plan to join us here next year.

The Great Wisconsin Quilt Show

Visit Madison

year. Last year's winner is a customer and has already hit a few stores in just two days. Check out the website [here](#) and plan your visits. Make sure you tell us **Scott Sent Me** when you come in.

Block of the Month

Many of our current Block of the Month's are coming to a close. Moda Glimmer and Gleam's last month includes the border fabric. I have a few months left to finish, I've been running a little bit behind. My goal is to be caught up by the end of the month. We have a finishing kit available if interested which includes backing fabric. This has been a fun one to do.



Moda Blockheads 5

Six of Moda's fabric and/or quilt designers got together in 2017 to create a block-of-the-week program to introduce quilters to our traditional fabric and quilt designs. The original Blockheads were Lynne Hagmeier of Kansas Troubles, Betsy Chutchian, Jan Patek, Lisa Bongean, Jo Morton, and Carrie Nelson.

Since Blockheads 1, the program has expanded to include almost all of our designers. The purpose – to inspire the quilting community, provide a free block-of-the-week pattern series for quilters of all kinds, and give quilters a chance to get to know our designers – remains the same; but every year, we do something just a little bit different to keep things fresh and new!

This year's twist is that we are breaking the program into two phases. The first group kicks off September 6 and will run through November 15, allowing quilters to complete a smaller project before the holidays (if that is your choice). We'll provide smaller setting options along the way and finishing instructions for the first group on November 15.

Then, we'll take a short recess over December and start the second group on January 3. This second phase will run through July, allowing you to make a larger sampler quilt.

This year, we're making accessing the weekly Blockheads pattern PDFs even easier. You'll be able to find the patterns every Wednesday morning here on the Moda blog and in the Files section of our **Moda Blockheads Facebook group**.

I plan to participate in this program and explore using the black, grey, and white collection of Concrete Jungle from Moda, along with some vibrant, colorful blenders. What will you use?



CONCRETE JUNGLE STUDIO®




[Blockheads 5 Facebook](#)

[Blockheads Blog](#)

Au Naturel Block of the Month from Wilmington Prints

Block of the Month

Au Naturel



Au Naturel Block of the Month

This delicately colored queen quilt has been designed with Lisa Audit's beautiful Au Naturel collection as an eight-month Block of the Month program. The 93.5" square quilt features five different 12" blocks (one colored two ways) and two pieced setting triangle blocks. This covers seven months, and then you have one month for sashing, borders, and finishing.


This BOM starts in February 2024 and runs through November 2024. Register today for \$5. You will be billed \$33 each month. The kit includes the pattern and all the fabric to

make the quilt top.


Block Guide




Block 1a




Block 1b



Block 2



Block 3




Block 4



Block 5



Block 6



Block 7

Au Naturel Block of the Month

Mystic Vineyard Block of the Month

Block of the Month



Queen-size quilt (generous 97" x 106") designed for a
9-month Block-of-the-month program featuring Wilmington BATIKS.
Shipping in MAY 2024



Wilmington Prints: A World of Possibilities


Mystic Vineyard Block of the Month

Sumptuous batiks in shades of purple, lavender, emerald green, sea green, and black are featured in the Mystic Vineyard quilt. This is a beautiful 9-month Block of the Month program. Purple clusters contrast against the greens like a vineyard ready for harvest to create a quilt bursting with flavor.

Mystic Vineyard is 97"X106". It is a generous queen quilt that allows for an 18"-19" drop on the side of the bed. The quilt center comprises 10" square-set blocks with a row of 5"

custom blocks inserted at the top and bottom for an attractive rectangular layout. It's boarded with 9" square-set blocks to create a beautiful "floating" border. This pattern uses the stitch and flip method everywhere possible. This project will be great for a confident beginner and anyone with moderate skills.

This BOM starts in May 2024. Reserve your spot now.



Mystic Vineyard BOM

Roam by Tara Faughnan

Roam

pattern by tara faughnan
finished quilt size: 82" x 82"



website: tarafaughnan.com / instagram: @tarafaughnan

Tara Faughnan's Roam medallion quilt is the perfect way to explore a beautiful harmony of colors and values with a modern twist. Each round demonstrates a wide range of techniques that will build the skills of novice quilters and will be a fun play day for the experts. Techniques include traditional piecing, strip piecing, and easy, no-tear paper piecing. With a full complement of video tutorials and online learning support for all the BOM participants, Tara will share her tips and tricks each step of the way, ensuring everyone has a great time and comes away with a beautiful quilt!

Quilt Size 82"X82". The pattern is included in the cost of the block of the month. The Block of the months starts in February 2024, and includes all fabric for the top and binding.

Sew Along Schedule January 2024: Intro and gathering supplies
February: Round 1 Center
March: Round 2 HRT's and Four Patches
April: Round 3 Sashing Set
May: Round 4 Triangles and Four Patches
June: Round 5 part 1: Four Patch Row
July: Round 5 part 2: Stars

August: Round 6 part 1: Bars
September: Round 6 part 2: Four Patches
October: Round 7 part 1: Square in a Square
November: Round 7 part 2: Diamond Row
December: Round 7 part 3: Strip Sets
January 2025: Finishing the Quilt

Two fabric lines are available with this BOM; Windham Artisan Cotton or Ruby Star Speckled. Be sure to sign up to reserve your spot.

Roam BOM

Riley Blake Door Banner of the Month



The Riley Blake Door Banner of the Month subscription includes 12 kits, with each kit designed by a different Riley Blake Designs designer. The subscription is for 12 months, starting January 2024- December 2024. Each month you will receive a Kit of the month in an exclusive keepsake box.

Each kit contains the pattern and the fabric to create the door banner top and binding, The finished size is 20"X36"

- January - Happy Easter by J. Wecker Frisch
- February - May in Bloom by Fran Gulick
- March - Sweet Summer by Christopher Thompson
- April - Patriot Dreams by Amy Smart
- May - One in a Melon by Jill Finley
- June - Back To School by Melissa Mortenson
- July - Hello Gourd-eous! by Heather Peterson
- August - Autumn Leaves by Lori Holt
- September - Christmas Eve by Gerri Robinson
- October - Sweet Snowman by Beverly McCullough
- November - All My Love by Sandy Gervais
- December - Feeling Lucky by Amanda Niederhause

**Riley Blake Banner
Kit**


National Jelly Roll Day is September 16th



[Order a Jelly Roll](#)

[Moda Jelly Roll Blog](#)

Events



Friends of Franklin Park Arts Center Fabric Challenge Exhibit

We are sponsoring this Fabric Challenge in partnership with Franklin Park Arts Center. Buy a Fat Quarter from the store and incorporate it into your own artwork. Be sure to register your purchase when you submit your piece on the webfabrics site for a \$5 coupon.

Artists in all mediums are invited to submit artwork. The art can be anything from quilted pieces to mixed media creations.

Complete your piece and the on-line entry form on the FPAC website. The entry fee is \$20.00 per

artist. You can submit up to three pieces.

Cash prizes and a surprise swag bag from Webfabrics will be awarded in the following categories:

- Best in Show
- Most Creative Integration of Fat Quarter fabric
- Friends Choice (selected by Friends of Franklin Park)

Drop off your artwork at FPAC:

- Monday, September 25th, 9:00 am - 4:30 pm
- Tuesday, September 26th, 9:00 am - 4:30 pm

Exhibit dates: September 28 - October 29, 2023

Pick up artwork from FPAC - Monday, October 30, 9:00 am - 4:30 pm

**Fabric
Challenge**



Collage Class with Joyce Carrier

Joyce shared her amazing collage work at our Saturday Sampler. Join us for her class and learn to make the Kingfisher. Joyce will discuss the techniques she uses to create a template from a photo to allow you to create more collages from your favorite photos.

This class includes a fabric kit with all the materials for this project. You will need to bring your favorite pair of sharp scissors, a mechanical pencil, and a stiletto.



**Register for
Class**



Spicy Spiral Table Runner with Suzanne Miller Jones


Back by popular demand and just in time for your holiday decorating, Suzanne is teaching the Spicy Spiral Table Runner class. This table runner is double-sided. You will learn to create the strata and the method for cutting using the wedge ruler. As this is double-sided you will learn how to make a double-sided binding. Suzanne is a patient teacher who will guide you to success.

We look forward to seeing you in class.



**Register for
Class**

Clorinda Fresquez-Tria will be teaching a series Mixed Media Art class at Firefly Cellars.




**Sign
Up**

Paint (Color) on Paint (Color) on Fabric..

The next session will focus on using Crayons on fabric. For this class you will create a fall leaf pattern and learn the difference with crayons. This medium adds a different look to your project. Join us at Firefly Cellars again on October 15th.

We will offer a virtual session if there is interest.

*Note we are doing a series of sessions exploring different mediums.



Social Media

Do you follow us on Facebook, Instagram, or YouTube? We use social media between the newsletters to share quick updates with videos and pictures. We also announce changes in the store and online. This is the fastest way for us to get news to you.

In inclement weather, we will update a banner on our website and a post on social media for any changes to our operating hours. Please check before driving out if there is any question related to the weather.

Help us grow our audience - share with friends, family, and others. We continue to spread the news about the changes at Webfabrics, including the reopening of our Brick-and-Mortar shop.



Thank you for your continued support.

Keep Sewing,

Bev and Sydney

**Visit our
Website**

[Our Company](#) | [Contact Us](#) | [FAQs](#) | [Privacy Policy](#)

WebFabrics | 116 North Bailey Lane, Suite A, Purcellville, VA 20132

[Unsubscribe webfabricsbd@gmail.com](mailto:webfabricsbd@gmail.com)

[Update Profile](#) | [Constant Contact Data
Notice](#)

Sent by webfabricsbd@gmail.com powered by



Try email marketing for free today!