

# Web FABRICS

## Weekly News & Updates

October 7, 2023 | Issue 40

### Friends of Franklin Park Fiber Arts Challenge

If you are in the area this month, stop by and check out the exhibit at the Franklin Park Arts Center in Purcellville. We visited this week and were very impressed by the submitted pieces. See a few of them below.

If you bought a fat quarter from Webfabrics for the challenge, please stop by so we can process your coupon on your account. Congratulations to all who participated.

## Fiber Arts



### Calendar

- [#ScottSentMeChallenge2023](#)  
- September - November
- [October 4, 14 and 20 - Spicy Spiral Table Runner](#)
- October 15th - Crayons As Art  
- Coloring on Fabric with Crayons
- October 26-31 - International Quilt Market in Houston, TX
- November 22nd - Open 10am - 2pm
- November 23rd - 25th - Closed for Thanksgiving
- December 2nd - Closed for Private Event
- December 2nd - Happy Feet Quilted Sneaker Class
- December 3rd - Happy Feet Quilted Sneaker Class (Dulles Town Center)
- December 23rd - 25th - Closed
- December 26-29 Holiday hours 10am - 2pm
- December 30th - Fifth Saturday 10am - 4pm
- December 31st - January 2nd - Closed - New Year and Inventory

Visit our  
Website





The Scott Sent Me Challenge has started and goes through the end of November. This is a great contest with 10 winners being awarded this year. Last year's winner is a customer and has already hit a few stores in just two days. Check out the website [here](#) and plan your visits. Make sure you tell us **Scott Sent Me** when you come in.



## Crayons as Art

Crayons, if used like paint, can be a great option for your art process. No paint mixing! Just Crayon!

Our next class with Clorinda will teach you this technique on fabric. For this class, you will create a fall leaf pattern and learn to shade with crayons. This adds a different look to your project.

For this class, you will learn how to use crayons on fabric, blending techniques, and how to make it permanent and washable.

Supplies are provided for the in-person class. A supply list will be available for those joining virtually.

Join us either via Zoom or at Firefly Cellars on October 15th

## Meagan's Curated Bundle of the Week

This week - Meagan pulled card 409 for the inspiration for the bundle. Beautiful purple flowers. What will you make with this one?

### COLOR PALETTE 409

#### KEYWORDS:

FLOWERS  
MOODY  
NATURE  
ROMANTIC

#### COLORS:

DARK GREEN  
MAGENTA  
DUSTY PURPLE  
DARK PURPLE  
BLACK



Bundle of the

Register Now





## New Fabric



### Cottage Farmhouse Fusion by Maureen Fiorellini for Studio E

Cottage Farmhouse Fusion includes fabrics that reflect a modern hand-painted look. Textured florals mixed with vintage old-world charm are reminiscent of a simpler time when everything in our homes served a purpose. A fresh palette of calming tones with accents of dusty charcoal. Perfect for home decor projects and for anyone who loves the modern farmhouse aesthetic but longs for a hint of cozy cottage. Get comfy with your next quilting project!







**Order Cottage  
Farmhouse**

## FABRIC KITS

Are you participating in a Quilt Along or Sew Along? Do you need fabric? Please don't hesitate to contact us for corresponding Fabric Kits. You might be interested in some of these.

TARA FAUGHNAN



### Block Studies

Are you ready to learn new sewing techniques, explore all the colors, and create beautiful small quilt studies?

Block studies are a wonderful way to explore and develop new ideas that can go on to become the foundation for larger quilts.

This six-month program is underway and will close soon for new sign-ups. Please have a look at the link at left to explore the program. Already a member - get your fabric kits from us.

**Block Studies**

**Fabric  
Kit**

---

## Quilt Kits

Windham Fabrics is partnered with Tara Faughnan using Marcia Derse's Palette blender line for three of her patterns. Tara offers videos for each of the patterns. These are a great way to expand your skills, as each pattern offers a different technique.

The **Color Pop** pattern teaches you to piece curved seams using either machine appliqué or inset piecing. Learning both techniques allows you to choose your favorite or combine them to create this quilt.

The **Mod Log Cabin** pattern teaches you how to take the concept of a traditional log cabin block and play with strip width variation and color to achieve endless combinations.

One of Tara's favorite quilt blocks, she's humbled by the limitless variations you can accomplish using this pattern. She also provides tips on easy sewing and trimming to achieve perfectly square blocks without much fuss while sewing.

The pattern includes 12" and 20" block sizes.


The **On Point** pattern teaches you to conquer precision points using foundation paper piecing. The pattern explores a new way to paper piece; rather than foundation papers that are sewn in, foundations are reusable and don't have to be agonizingly torn out when the sewing is done!

While Tara's favorite part of quilting is cutting precision pieces with the rotary cutter, that's not true for everyone! With this method, you can achieve precision points without super precise cutting!

Quilt Size: Throw 62 1/2" x 72", Large 87 1/2" x 96"



**Order Color  
Pop**



**Order Mod Log  
Cabin**



**Order On  
Point**

---

## Block of the Month

---

Tara Faughnan's Roam medallion quilt is the perfect way to explore a beautiful harmony of colors and values with a modern twist. Each round demonstrates a wide range of techniques that will build the skills of novice quilters and will be a fun play day for the experts. Techniques include traditional piecing, strip piecing, and easy, no-tear paper



## January 2025: Finishing the Quilt





**BLOCK OF THE MONTH**

# ROAM

Quilt Designed by Tara Faughnan

Featuring Artisan Cotton and Ruby + Bee Solids

A 12 Month BOM, available in two colorways!

in Artisan Cotton

in Ruby + Bee Solids

**Register for  
Roam**



## Jump for Joy Quilt Along hosted by WeAllSew

This Jump for Joy quilt is designed to help you build your skills in piecing a quilting top and quilting it. In the quilt-along, we will spend five months piecing the quilt top and five months exploring the quilting options. The piecing features traditional patchwork and raw edge fusible appliqué. The quilting combines free-motion and ruler work, which can be accomplished on a domestic sewing machine, a stationary longarm on a table, or a longarm on a frame. Whether you own a

BERNINA or not, you can participate in the quilt-along.

This Quilt Along is a skill builder from piecing applique to various free-motion quilting techniques and will be published monthly on the WeAllSew blog.

If you are interested in participating, we have kits available in both colorways.

**Order Jump for Joy  
Kit**

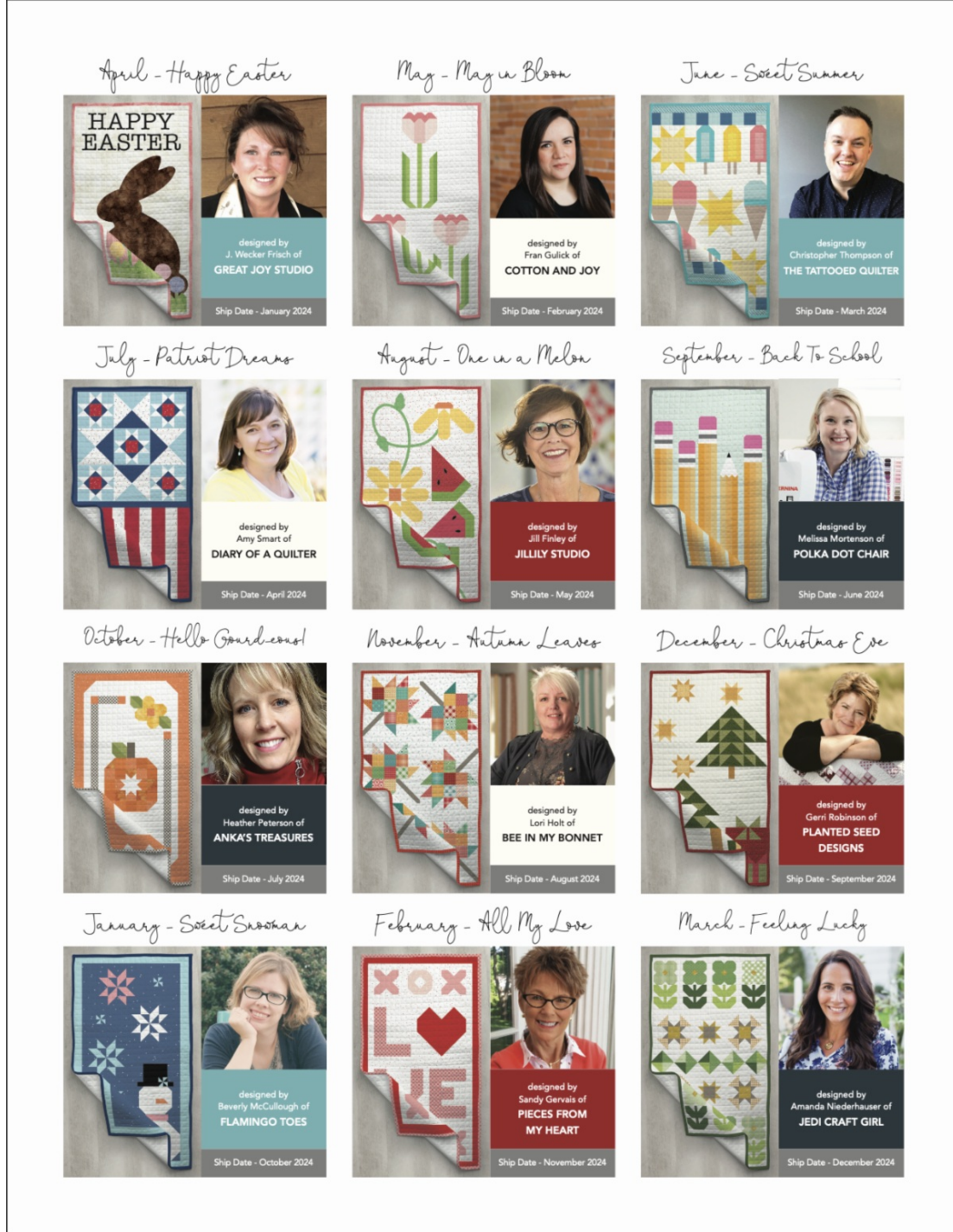




Jump for Joy  
Blog

---

Riley Blake Door Banner of the Month



The Riley Blake Door Banner of the Month subscription includes 12 kits, with each kit designed by a different Riley Blake Designs designer. The subscription is for 12 months, starting January 2024- December 2024. Each month you will receive a Kit of the month in an exclusive keepsake box.

Each kit contains the pattern and the fabric to create the door banner top and binding, The finished size is 20"X36"

- January - Happy Easter by J. Wecker Frisch
- February - May in Bloom by Fran Gulick
- March - Sweet Summer by Christopher Thompson
- April - Patriot Dreams by Amy Smart
- May - One in a Melon by Jill Finley
- June - Back To School by Melissa Mortenson
- July - Hello Gourd-eous! by Heather Peterson
- August - Autumn Leaves by Lori Holt
- September - Christmas Eve by Gerri Robinson
- October - Sweet Snowman by Beverly McCullough
- November - All My Love by Sandy Gervais
- December - Feeling Lucky by Amanda Niederhauser





### Au Naturel - Block of the Month

This delicately colored queen quilt has been designed with Lisa Audit's beautiful Au Naturel collection as an eight-month Block of the Month program. The 93.5" square quilt features five different 12" blocks and 2 pieced setting triangle blocks- that makes 7 months plus one for sashing, borders, and finishing.

This BOM starts in February for 8 months

**Order Au  
Naturel**




### Mystic Vineyard - Block of the Month

Sumptuous batiks in shades of purple, lavender, emerald green, sea green, and black are featured in the Mystic Vineyard quilt. This is a beautiful 9-month Block of the Month program. Purple clusters contrast against the greens like a vineyard ready for harvest to create a quilt bursting with flavor.

Mystic Vineyard is 97"X106". It is a generous queen quilt that allows for an 18"-19" drop on the side of the bed. The quilt center is made up of 10" square-set blocks with a row of 5" custom blocks inserted at the top and bottom for an attractive rectangular layout. This is bordered with 9" square-set blocks to create a beautiful "floating" border. This uses the stitch and flip construction is used where ever possible; we think this project will be great for a confident beginner and certainly anyone with moderate skills.

This BOM starts in June 2024 - lasts 9 months

**Order Mystic Vineyard**



### Happy Feet Quilted Sneaker Class - Second Class Added

Two classes are now available. December 2nd at Webfabrics and December 3rd at LMAC at Dulles Town Center.

Let Joan Radell of Bucklebee Patterns teach you to make a one-of-a-kind low-top, mid-top, or high-top sneaker. You can choose a black or white sole and leave the class with a new set of kicks! Upon registration, a supply list will be sent out along with a Google form. The Google doc must be returned with your shoe size and sole color before 11/9/2023. Space is limited. Sign-up will end on 11/9/23.

Shoe sizes run from 35-47 EU - If you need to know your size, stop by a local shoe store and measure your feet.

**Sign Up  
Now**

### Social Media

Do you follow us on Facebook, Instagram, or YouTube? We use social media between the newsletters to share quick updates with videos and pictures. We also announce changes in the store and online. This is the fastest way for us to get news to you.

In inclement weather, we will update a banner on our website and a post on social media for any changes to our operating hours. Please check before driving out if there is any question related to the weather.

Help us grow our audience - share with friends, family, and others. We continue to spread the news about the changes at Webfabrics, including the reopening of our Brick-and-Mortar shop.



Thank you for your continued support.

Keep Sewing,

Bev and Sydney

**Visit our  
Website**



WebFabrics | 116 North Bailey Lane, Suite A, Purcellville, VA 20132

[Unsubscribe webfabricsbd@gmail.com](mailto:webfabricsbd@gmail.com)

[Update Profile](#) | [Constant Contact Data  
Notice](#)

Sent by webfabricsbd@gmail.com powered by



Try email marketing for free today!