



200 West Wyandot Avenue

Upper Sandusky, OH 43351

(419) 294.2200

BERNINA+

Web: www.SewNice.org

Email: sewniceupper@sbcglobal.net

Facebook: Sew Nice



baby lock

Volume 38-2024, Issue 1

January - February - March 2024

Things to do with your Sew Nice family!

Michigan Bus Trip ~ AUGUST 19-23, 2024



Discover Michigan during the Quilting Show and of course shopping at some great quilt shops!

2024 RETREATS:



Feb 19-22
Creative Point
Findlay, OH

April 22-25
Three Cedars
Marysville, OH



July 22-25
Nelsonville



October 21-25
Drury Inn
Findlay, OH



Lists

Things to bring for Class:

Basic Sewing Supplies:

- ◇ Scissors
- ◇ Thread Snips
- ◇ Applique Scissors
- ◇ Needle Changer
- ◇ Tweezers
- ◇ Oil
- ◇ Seam Ripper

We recommend a yearly General Overhaul to keep your machine running optimally

Sewing Class:

- ◇ Feet
- ◇ Bobbins
- ◇ Needles
- ◇ Bobbin Thread
- ◇ Sewing Thread
- ◇ Zig Zag Stitch Plate
- ◇ Straight Stitch Plate
- ◇ Frixon/Chalk Marker

CHECKLIST

?	_____
?	_____
?	_____
?	_____
?	_____

Embroidery Class:

- ◇ 26 Foot Sewing
- ◇ Sewing Feet as Needed
- ◇ Straight Stitch Plate
- ◇ Hoops
- ◇ Needles
- ◇ Bobbins
- ◇ Embroidery Thread
- ◇ Bobbin Thread
- ◇ Fabric Markers
- ◇ Stabilizers
- ◇ Applique Scissors as needed
- ◇ 505

BUSINESS HOURS

Monday	10 AM ~ 5:00 PM
Tuesday	10 AM ~ 5:00 PM
Wednesday	10 AM ~ 5:00 PM
Thursday	10 AM ~ 7:00 PM
Friday	10 AM ~ 5:00 PM
Saturday	10 AM ~ 2:00 PM

CLOSED January 1, 2024 Happy New Year!

CLOSED January 2, 2024



PROUD DEALER OF

BERNINA+

Sewing Machines



January

Thursday	4	at	10 AM
Thursday	4	at	6 PM
Saturday	6	at	10 AM

February

Thursday	1	at	10 AM
Thursday	1	at	6 PM
Saturday	3	at	10 AM

March

Thursday	7	at	10 AM
Thursday	7	at	6 PM
Saturday	9	at	10 AM

April

Thursday	4	at	10 AM
Thursday	4	at	6 PM
Saturday	6	at	10 AM

New Owner Guide Classes

Instructor: Ann Dunbar

Sew Nice provides Guide Classes FREE of charge to all customers who have purchased a machine from us. These one day classes are organized by model number and will focus on information related to those models.

(Please note: Evening classes are available upon request).

Minimum of 3 people needed.

BERNINA+



4~5~7 Series	Date	Time
Saturday	January 20	9 ^{AM} — 2 ^{PM}
Wednesday	January 24	10 ^{AM} — 3 ^{PM}
Saturday	March 16	9 ^{AM} — 2 ^{PM}
Wednesday	March 27	10 ^{AM} — 3 ^{PM}
Meet Your Feet	Date	We will explore the feet and other sewing techniques such as double needle.
Saturday	February 24	9 ^{AM} — 1 ^{PM}
Wednesday	February 28	10 ^{AM} — 2 ^{PM}

Serger Club

Thursday,
February 29, 10^{AM}
Instructor: Heidi McLane
Cost: \$15
Supplies & Pattern needed

Project: Dahlia Serger Dust Cover

- Precise Rolled Hem Pintucks
- Faux Piping
- Chainstitch quilting with decorative threads
- Fusible Binding
- Elastic on the sides for a sleek modern look



Serger Guide

Sew Nice provides serger guide classes FREE of charge to all customers who have purchased their sergers from us.

Serger Guide

Guide 1 ~ Basic

Wednesday,
Feb 7, 10^{AM}

Guide 2 ~ Cover Stitches

Tuesday,
March 5, 10^{AM}

Instructor: Heidi McLane
Cost: Free



Embroidery Guide Class

BERNINA+

Instructor: Heidi McLane



	All models	Date	Time
Guide 1	Monday	January 15	10 ^{AM} - 3 ^{PM}
Guide 2	Monday	January 22	10 ^{AM} - 3 ^{PM}

Software
Inspirations
INSPIRED



Software Inspirations

Cost: \$20

Instructors: Linda Myers & Heidi McLane

Saturday, January 27	10 ^{AM}	PART 2 Creating Three-Dimensional Designs Learn to digitize designs that include three-dimensional effects including cut velvet, puffy foam, couching, and StumpWork. Create a sampler book of 3D techniques.
Saturday, February 17	10 ^{AM}	Basics of V9 Button-Button where the BEEP is the button.
Saturday, March 23	10 ^{AM}	Basics of V9 Found the Button.... Now what does it do????



Embroidery Club

Thursday's

January 18, 10^{AM} or 5^{PM}

February 15, 10^{AM} or 5^{PM} : Customizing Designs

March 21, 10^{AM} or 5^{PM} : Sweatshirt/Cardigan Perfect Placement


Tips and tricks...
new and old...

This class will help keep your embroidery skills sharp and give you new ideas to stretch your imagination and creativity!

Go to **SewNice.org** for class project and supply list.

Instructor: Celeste Moser
Cost: \$15
Pattern & Supplies needed

Quilting
in the Hoop



Altering
Designs

Perfect Placement
Font Fun on Knits!



Learn to Sew

Button, Button...

Who has the Button?

Ever wonder how to sew on those buttons, snaps, hook and eyes, or Velcro? This class is for you. You will learn the basics of sewing on fasteners.




Wednesday,
January 17, 10^{AM}

Instructor: Beth Smith
Cost: \$10
Supplies Needed

May bring items for repair.

Basic Hand Mending

Need to replace a hem, mend a seam, or fix a hole? Come and let's learn basic hand repair stitches. No machine required!



Wednesday,
January 31, 10^{AM}

Instructor: Beth Smith
Cost: \$10
Supplies Needed

May bring items for repair.

Let's Applique!


Select your design and learn how to attach it to a garment or accessory. This can be used as a 4-H project entitled Designed by Me.

Monday,
February 19, 10^{AM}

Instructor: Beth Smith
Cost: \$10


Free to 4-H Bring Book

Supplies: Item to applique, thread, Heat-n-Bond



Let's Quilt!

Design a small quilt by selecting from several easy quilt patterns that the 4-H book suggests.



Monday,
March 11, 10^{AM}


Instructor: Beth Smith
Cost: \$10

Cost: Free to 4-H

Supplies: 4-H Project Book, Fabric, batting, basic sewing supplies

The Basics of Quilting Level 1

This class is perfect for those wanting to learn to quilt or those who want to brush up on cutting and piecing skills.



Tuesday,
January 9, 10^{AM}~4^{PM}

Tuesday,
January 23, 10^{AM}~4^{PM}

Instructors: Maria Browne
Terri George

Cost: \$15 each class

Pattern & Supplies needed

The Basics of Quilting

Level 2

The Basics of Quilting 2 is for the confident beginner to expand their cutting and piecing skills. You will have help every step of the way.



Saturday,
February 24, 10^{AM}~4^{PM}

Saturday,
March 9, 10^{AM}~4^{PM}

Instructors: Maria Browne
Terri George

Cost: \$15 each class

Pattern & Supplies needed

The Basics of Sewing

The Basics of Sewing is for the beginning sewist. Come learn some basic tips, tricks and tried-and-true strategies to complete an adult or child-size robe.



Tuesday,
February 13, 10^{AM}~4^{PM}

Thursday,
February 27, 10^{AM}~4^{PM}

Instructors: Maria Browne
Terri George

Cost: \$15 each class

Pattern & Supplies needed



4-H Help Days

Help Sessions for 4-H clothing projects.

Instructor: Beth Smith
Cost: Free to 4-H
Bring Book and supplies

Sessions will be
by appointment only
January through April.

Last available day for help will be
April 30!



Get started early for the
2024 4-H year by signing
up for a help session. There
is no cost for 4-H projects.

Trip Tiks for Quilting

Make your personal road map

Using free motion quilting, Sewing Machine or Longarm, Kay will help you create your own roadmap for your quilt.

Wednesday

March, 20 10^{AM}

Instructor: Kay Zeisloft

Cost: \$20

Bring your own item to be quilted

Ruler Work

Using rulers for free motion quilting can be daunting. This basic starter class will focus on the straight ruler techniques. Kay will be using the SID Ruler By Angela Walters. Come and let us take some of the mystery out of ruler work!



Wednesday

February 14, 10^{AM}

Instructor: Kay Zeisloft

Cost: \$20

Ruler, Ruler Foot & Supplies

Margo Bag

Margo's zip-top closure safely secures your precious items. Featuring shoulder length fabric handles, 2 outside and 6 inside pockets.



Friday,

January 12, 10^{AM}

Friday,

January 26, 10^{AM}

Instructor: Barb Walton

Cost: \$30

Pattern & Supplies Needed

Mary Poppins Bag

Carry almost anything and everything with your own Mary Poppins Bag! This super cute bag includes a frame to keep its shape and pockets to keep you organized!



Monday,

February 5, 10^{AM}

Monday,

February 12, 10^{AM}

Instructor: Kim Fletcher

Cost: \$20

Pattern & Supplies Needed

Just Sew Mini Quilt

Just Sew is a foundation paper pieced mini quilt with the perfect theme for your sewing room. Make the iconic vintage sewing machine look modern and add a ring of rainbow hearts to declare your love of sewing.



Tuesday,

February 6, 10^{AM}

Instructor: Megan Dalton

Cost: \$20

Pattern & Supplies Needed

The finished quilt size is 25" x 25".

Christ is Risen

Easter is a time to rejoice and be thankful for the gifts of life, love and joy. Celebrate Christ's resurrection with this 'Made in the Hoop' display that features bold satin stitch lettering and appliquéd symbols of Easter.



Wednesday,

February 21, 10AM

Instructor: Celeste Moser

Cost: \$15

Pattern & Supplies Needed

Nativity Bench Pillow



Celebrate the birth of Christ with Kimberbell's Lighted Nativity Bench pillow. Silhouette figures of the Holy

Nativity are embroidered on top of quilted fabric for a treasured piece.

Thursday,

January 25, 10^{AM}

Instructor: Celeste Moser

Cost: \$20

Pattern, Designs
& Supplies needed

Merry & Bright

Embroidered Block of the Month

Fun Christmas quilt. Merry & Bright has easy embroidery machine applique blocks and easy piecing.

Thursday,
February 8, 10^{AM}
Thursday,
March 14, 10^{AM}
Instructors: Heidi & Celeste
Cost: \$15
Pattern, Designs
& Supplies needed



Home and Garden Apron

This cute Poor House Quilt pattern for the Home and Garden Apron looks great in the garden or in the kitchen! Make bonus potholders from leftover fabric from apron. Apron finishes at 33" long; potholders are 8" square.



Wednesday
March 13, 9^{AM}
Instructor: Beth Smith
Cost: \$10
Pattern & Supplies Needed



On Wander Lane

Appliqué Block of the Month

See what's happening On Wander Lane!

This 8-1/2" x 11" pattern offers a stand-alone block of the month quilt that measures 30" square, plus six additional projects including an additional appliqué project, a table topper, potholder, pillows, mini quilts, and mug rug! The appliqué block for each month and one each of three pieced blocks make up the On Wander Lane quilt

Monday, Frost Hill
January 29, 10^{AM}
Monday, Loveland Cottage
February 26, 10^{AM}
Monday, Shamrock Ridge
March 25, 10^{AM}
Instructors: Sew Nice Ladies
Cost: \$10
Pattern & Supplies needed
Kits Available



Tab Farm

Block of the Month

Make your own patchwork farm using conventional piecing techniques.



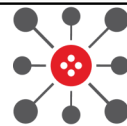
Friday,
January 19, 10^{AM}
Friday,
February 16, 10^{AM}
Friday,
March 15, 10^{AM}
Instructor: Megan Dalton
Cost: \$20 each
Pattern & Supplies Needed

Horse,
Cow, Bee,
Goat,
Sheep,
Chicken, Pig, Sunflower, and
Strawberry Blocks are included.

Art & Stitch

Let's start to learn how to use the computerized Q-matic Program in conjunction with Art-n-Stitch program.

Wednesday,
March 6, 10^{AM}
Instructor: Linda Myers
Cost: \$20



BERNINA

SKILL HUB

Let us show you how to get onto Skill Hub and discover everything fabulous it can teach you. Learn how to use your Bernina machine to its full potential with online courses designed by experts. Choose from topics such as sewing, embroidery, overlocking, and embroidery software, and get access to comprehensive knowledge and tips for two years.

Thursday,
January 4
Saturday,
January 6
AFTER Sewing Club
Instructor: Linda Myers
Cost: FREE

If you bought a 790 PRO you received a FREE Skill Hub Card!

Westerly Winds

Block of the Month

Tuesday,
January 30, 10^{AM}
Monday,
February 26, 10^{AM}
Tuesday,
March 26, 10^{AM}
Instructor: Kay Zeisloft
Cost: \$15
Pattern & Supplies Needed



Personalizing Your Embroidery Designs

Learn to create your own designs from designs you already have without any software!




Friday,
February 9, 10^{AM}
Instructor: Heidi McLane
Cost: \$5 each
For customers who
purchased their 7 Series
from Sew Nice

The 7 series of Bernina sewing machines have two new edit buttons which we will explore in this class.

May 8, 9, 10 2024

3 Day Embroidery EVENT



Claudia's
CREATIONS

Reserve your spot NOW!
Sew Nice will provide Lunch,
Embroidery Designs
and all printed materials.

The Help

**Wednesday,
January 10, 10^{AM}**
**Friday,
February 23, 10^{AM}**
**Friday,
March 22, 10^{AM}**
Instructor: Heidi McLane
Cost: \$20

This class is designed to help you finish any project that Sew Nice has offered!

Embroidery

Make-Up Day

**Thursday,
February 22, 10^{AM}**
Instructor: Celeste Moser
Cost: \$20

This class is designed to help you finish embroidery projects you have started here and would like a little help finishing!

January 2024



(419) 294.2200

Notes

Sunday	Monday	Tuesday	Wednesday	Thursday	Friday	Saturday
	1 CLOSED 	2 CLOSED	3	4  BERNINA SKILL HUB	5	6  BERNINA SKILL HUB
CLOSED	8	9 Level 1 The Basics of Quilting 	10 <i>The Help</i>	11 JANUARY White Sale	12  Margo Hand Bag	13
	14 CLOSED	15 BERNINA New Owner Embroidery Guide 1 	16  Just Sew Mini Quilt	17 Button, Button Who Has the Button? 	18 Embroidery Club 	19  Fab Farm
CLOSED	22 BERNINA New Owner Embroidery Guide 2 	23 Level 1 The Basics of Quilting 	24 BERNINA New Owner 4, 5 & 7 Series Machine Guide 	25 	26  Margo Hand Bag	27 Software Inspirations INSPIRED Creating 3-D Designs Part 2
	28 CLOSED	29 Frost Hill  On Wander Lane	30  Westerly Winds	31  Basic Hand Mending	Creative Point RETREAT February 19 ~ 22	

February 2024



(419) 294.2200

Notes

Sunday	Monday	Tuesday	Wednesday	Thursday	Friday	Saturday
National Embroidery Month				1 	2	3
4 CLOSED	5 Mary Poppins Bag	6 Just Sew Mini Quilt	7 Singer Guide 1	8 Merry & Bright	9 Personalizing Your Embroidery Designs	10
11 CLOSED	12 Mary Poppins Bag	13 Basics of Sewing	14 Ruler Work	15 Embroidery Club	16 Tab Tarn	17 Button... Button Where the BEEP is the Button?
Special Financing 0% ~ 48 Months						
18 CLOSED	19 Let's Appliqué	20	21 Christ Is Risen	22 Embroidery Make-Up	23 The Help	24 BERNINA Meet your Feet The Basics of Quilting Level 2
Creative Point Retreat February 19~22						
25 CLOSED	26 Westerly Winds Loveland Cottage On Wander Lane	27 Basics of Sewing	28 BERNINA Meet your Feet	29 Singer Club Dahlia		

March 2024



(419) 294.2200

Notes

Sunday	Monday	Tuesday	Wednesday	Thursday	Friday	Saturday
National Quilting Month					1	2
3 CLOSED	4	5 Singer Cover Stitches	6 ART & STITCH	7 	8	9 The Basics of Quilting Level 2
10 CLOSED	11 Let's Quilt	12	13 Home & Garden Apron	14 Merry & Bright	15 Tab Tarn	16 New Owner 4, 5 & 7 Series Machine Guide
17 CLOSED	0% 60 Month		20 Trip Tiks for Quilts	21 Embroidery Club	22 The Help	23 Found the Button... Now what does it do???
24 CLOSED	25 Shamrock Ridge On Wander Lane	26 Westerly Winds	27 New Owner 4, 5 & 7 Series Machine Guide	28	29	30



200 West Wyandot Avenue
Upper Sandusky, OH 43351

Phone: (419) 294.2200

Email: sewniceupper@sbcglobal.net

Facebook: Sew Nice

BERNINA⁺
made to create



We're on the Web
www.SewNice.org

Nothing sews like a **BERNINA⁺**...Nothing!

JANUARY

WHITE SALE

Come and see the
Selected White products
On SALE!

1 Day ONLY

Thursday, January 11

Up to 30% OFF

Hot Buys

B 435 \$1,499

b37 \$399

b38 599

All Month

February

SALE

All Month

25% OFF

Hoops, Modules, &
Embroidery Bundle

Hot Buys

B 500 \$1,999

B 700 \$2,999

b79 \$1,999

b79 DECO \$1,499

February 13-17
0% for 48 Months

National Embroidery Month

March

All Month

20% OFF Feet
Select Q Series
Accessories

Hot Buys

B475QE \$1,999

b77 \$999

Q16 \$5,999
Adjustable Folding Table

Q16 \$8,999
10 ft Studio Frame

March 15-19
0% for 60 Months

National Quilting Month