

MY BERNINA



PRODUCT GUIDE



AT A GLANCE
MACHINE FEATURES
SEWING AND EMBROIDERY

8 SERIES

B 880 PLUS

7 SERIES

B 790 PLUS

B 770 QE

B 740

B 700

5 SERIES

B 590

B 570 QE

B 535

B 500

4 SERIES

B 480

B 475 QE

B 435

B 530

B 335

B 325

B 215

B 1008

TABLE OF CONTENTS

THE BERNINA ADVANTAGE	4
THE BERNINA 880 PLUS KEY FEATURES	6
BERNINA 880 PLUS.	8
BERNINA 880 PLUS EMBROIDERY.	10
THE BERNINA 7 SERIES KEY FEATURES.	12
BERNINA 790 PLUS.	14
BERNINA 790 PLUS EMBROIDERY.	16
BERNINA 770 QE.	18
BERNINA 770 QEE EMBROIDERY	20
BERNINA 740 QE.	22
BERNINA 700 EMBROIDERY ONLY	24
THE BERNINA 5 SERIES KEY FEATURES.	26
BERNINA 590	28
BERNINA 590 EMBROIDERY	30
BERNINA 570 QE.	32
BERNINA 570 QEE EMBROIDERY	34
BERNINA 535	36
BERNINA 535 EMBROIDERY	38
BERNINA 500 EMBROIDERY ONLY	40
THE BERNINA 4 SERIES KEY FEATURES.	42
BERNINA 480	44
BERNINA 475	46
BERNINA 435	48
BERNINA 530	50
BERNINA 335	52
BERNINA 325	54
BERNINA 215	56
BERNINA 1008	58
SEWING FEATURES/BENEFITS GLOSSARY.	60
EMBROIDERY FEATURES/BENEFITS GLOSSARY	64

B 880 PLUS



B 790 PLUS



B 700



B 770 QE



B 740



B 590



B 500



B 570 QE



B 535



B 480



B 475 QE



B 435



B 335



B 325



B 530



THE BERNINA ADVANTAGE



STABILITY

BERNINA is a fourth generation family owned company. It has never been sold, bought out or traded and its only business is the design and manufacture of the finest sewing, quilting and embroidery machines in the world. With 125 years of experience, BERNINA is still going.

SWISS QUALITY

At the core of BERNINA quality is the frame. The metal chassis made from high quality materials stabilizes the machine, reduces vibration, and prevents skipped stitches. Like a Swiss timepiece, a BERNINA is made to last.

PRECISION STITCHING

Multi-function knobs activate stepping motors for incremental changes in stitch width and length. For a 9 mm machine, that provides 50 steps to left and 50 to right, giving the creative stitcher the exact stitch width desired, smoother tapering and alignment of multi-motion stitches.

INNOVATION

Combining legendary stitch precision and Swiss quality with today's technology, BERNINA produces machines with a future. Larger machines, larger bobbins, and color touch screens are but a few favorite BERNINA innovations. The BERNINA Stitch Regulator (BSR) revolutionized free-motion stitching. Create crystal designs, cutwork appliqué and paintwork with the DesignWorks embroidery accessory tools.

BUILT TO LAST

Strong materials, engineering precision and concern for the details will allow the BERNINA customer to enjoy her machine for many years.

INSTANT SUCCESS

Education and support are cornerstone beliefs for BERNINA. From in-store mastery classes to a website full of tutorials, videos, and more, BERNINA provides everything the customers need to be successful with their machines.

PATENTED HOOK SYSTEMS

The hook is the heart of a sewing machine; it is what creates the stitch. All BERNINA hooks are robotically milled - not poured into a mold. Each hook is hand-polished and measured to precise specifications. BERNINA is the only sewing machine company that has developed a new hook system in the last 40 years.



THE BERNINA ADVANTAGE

CENTRALLY LOCATED TOUCH SCREEN

The centrally located color touch screen is at eye level making it easy to view selected stitches, any changes made to the stitches, viewing help or watching animations. Improved screen resolution and updated user interface provides clear and concise stitch information.

JUMBO BOBBIN

Sew longer with fewer interruptions. The Jumbo bobbin holds 70% more thread than standard bobbins and the jumbo bobbin size on a domestic machine is a BERNINA exclusive.

FRONT LOAD BOBBIN FOR PRECISION STITCHING

As the stitch is formed, the hook to needle clearance is only 0.05 mm (about the thickness of a sheet of paper). This very tight clearance allows the sewist to sew even the thinnest material without skipped stitches, and produces a more accurate stitch than drop-in bobbin systems. A front loading bobbin also allows for easy access to the bobbin at all times without moving the project or hoop. This feature is found on all BERNINA machines.

DC MOTOR

The DC (Direct Current) motor provides strong, consistent power to every BERNINA, from the B 215 to the B 880 PLUS. The penetrating power of the needle is increased as needed to maintain consistent stitching speed, even when sewing over heavy, dense fabrics.

BOX FEED SYSTEM

The entire set of feed dogs comes up under the fabric and securely holds the fabric under the presser foot during the entire stitch formation. This provides consistent fabric feeding without pushing or pulling the fabric. The box feed system enables all BERNINA machines to sew on any fabric, including leather, canvas, vinyl, silk or organza with ease.

TEMPORARY ALTERED STITCH MEMORY

All altered stitch settings are retained during a sewing session for all stitches until the machine is powered off. This time-saving feature allows the quick recall and reproduction of altered stitches during a project.

FULL SHANK PRESSER FEET

The full shank foot offers a sturdy and solid presser foot to form precision stitches on the project. BERNINA presser feet are hand-tooled, hand-polished and tested for quality to ensure they will not snag the fabric. A wide range of accessory feet will allow your machine to grow with your creative interests. Each presser foot is created for a specific sewing task, with a patented easy on/off clip attachment.

TOTAL STITCH CONTROL


Always have the right stitch for the project and selected thread. Alter the tension, needle position and size for all stitches. Engage creative functions as needed and appropriate for all stitches.

HAMMER MODE

Built-in mechanism to power the needle to go through 30+ layers of fabrics. The needle pulses through fabrics to make the stitch.

BERNINA STITCH REGULATOR (BSR)

Enjoy regulated free-motion stitching on select models. Select from 2 modes and 2 stitch types to enhance free-motion or thread painted projects. Patented and a BERNINA exclusive.



BERNINA 880 PLUS

KEY FEATURES

Sewing and Embroidery Standard

12" to the right of the needle

Jumbo Bobbin

BERNINA Stitch Regulator (BSR)

BERNINA Dual Feed

1200 SPM Sewing/BSR

1000 SPM Embroidery

Fully Automatic needle
threader

Multi-thread Stand

Centrally Located Color Touch Screen

Temporary Altered Stitch Memory

Total Stitch Control

Front Load Bobbin System

DC Motor

Box Feed System

Full Shank Presser Feet

Free Arm Embroidery with All Hoops

Reads Multiple Formats-Embroidery



MORE SPACE

With 12" to the right of the needle, you have room for working with larger projects and bigger embroidery designs. The height from the bed of the machine also makes it easy to work with bulky projects like bags and quilts.

JUMBO BOBBIN

Stitch longer without interruption with a Jumbo Bobbin that holds up to 70% more thread than standard bobbins. Perfect for embroidery and quilting.

BERNINA DUAL FEED

BERNINA Dual Feed offers assistance for sewing the most difficult fabrics easily and accurately. It stores completely out of sight when not in use, and therefore, does not impede other sewing operations. An additional BERNINA Dual Feed feature found only on the B 880 PLUS: alter the rate of moving the fabric with the fine tune adjustment.

BERNINA STITCH REGULATOR (BSR)

Providing confidence for the beginner or insurance for those more experienced with free-motion stitching techniques, the BSR keeps stitches even and consistent.

MULTI-THREAD STAND

The integrated spool stand offers optimal thread release for machines stitching at 1200 SPM.

B 880 PLUS - SEWING

1764 Stitches
 BERNINA Stitch Regulator (1200 SPM)
 BERNINA Dual Feed with ***Fine Tune Adjustment**
 Temporary Altered Stitch Memory
 Total Stitch Control
 360° Multi-Directional Sewing
 Stitch Designer
***Distortion**
***Clock and Alarm**
***Automatic Raise/Lower Feed Dog**
***Programmed Bobbin Fill Level**
 Tapering
 On-screen button measuring
 Personal Memory
 Saved Stitch Settings
 Hover/Pivot Function
 Needle Security
 Drag and Drop Editing



B 880 PLUS Embroidery

462 Designs
 21 Alphabets
 Embroider Sewing Stitches
 Maximum Embroidery Field: 15.75" x 10.2"
 Thread Up Command
 Pinpoint Placement
 Absolute Check
 Endless Embroidery
 Word Art
***Shaping**
 Undo/Redo
 Group/Ungroup
 Rearrange Stitching Order
 Color Wheel
 Reads Multiple Formats
 Free Arm Embroidery with all Hoops
 Jumbo Hoop Compatibility (optional)



***A BERNINA 880 PLUS EXCLUSIVE FEATURE**

BERNINA 880 PLUS

1764 TOTAL STITCHES

- 38 Practical
- 17 Buttonholes
- 2 Eyelets
- 1 Sew-on Button Program
- 630 Decorative
- 66 Quilting
- 109 Sideways-Motion
- 10 Alphabets
- 1 Monogram
- 3 Darning Programs

MACHINE FEATURES

- 12" to the Right of the Needle
- 7" Centrally Located Color Touch Screen
- 9 mm Maximum Stitch Width
- 6 mm Maximum Stitch Length
- 11 Needle Positions
- BERNINA Dual Feed
- 30 LED Lights
- Automatic Presser Foot Lift
- Automatic Thread Cutter
- Upper Thread Sensor
- Bobbin Thread Sensor
- Machine Weight: 35.3 lbs.
- Machine Dimensions (L/W/H):
22.8" x 8.9" x 14.2"
- Workspace Height: 5"
- 2 USB Ports
- Import/Export Stitches via USB

COMPATIBLE ACCESSORIES

- BERNINA Rotary PunchWork Tool
- All BERNINA C and D Feet
- Suitcase System (XL)



















11 PRESSER FEET

- Reverse Pattern Foot #1C
- Reverse Pattern Foot #1D
- Overlock Foot #2A
- Automatic Buttonhole Foot #3A
- Buttonhole Foot #3C
- Zipper Foot #4D
- Blind Hem Foot #5
- Button Sew-On Foot #18
- Open Embroidery Foot #20C
- Sideways Motion Foot #40C
- BERNINA Stitch Regulator #42







STANDARD ACCESSORIES

- Free Hand System
- BERNINA Foot Control
- Straight/CutWork Stitch Plate
- Slide-on Table with Seam Guide
- Accessory Wardrobe
- Instructional Manual
- 7 Jumbo Bobbins
- Tool Kit

MACHINE FUNCTIONS

-  Pattern Begin
-  Programmable Pattern End
-  Securing
-  Presser Foot Lift
-  Upper Thread Tension
-  Needle Security
-  Needle Minder
-  Presser Foot Selection (Sensor System)
-  Presser Foot Pressure
-  Stitch Plate Security
-  Bobbin Filling with Low Level Status Indicator
-  Clock/Alarm
-  Tutorial
-  Creative Consultant
-  Help
-  Eco
-  CLR - Back to Basic Setting

GENERAL SEWING FUNCTIONS






-  Personal Program
-  History Stitches
-  Needle Stop Up/Down-Permanent
-  Combi-Mode with Drag and Drop Editing
-  Stitch Designer
-  Triple Stitch Function
-  Fit to Screen
-  Programmable Foot Control



INFORMATION FUNCTIONS

-  Pattern Repeat
-  Mirror Image Left/Right
-  Mirror Image Up/Down
-  Distortion
-  Tapering
-  Pattern Extend
-  Pattern Extend Adjust Stitch Density
-  Long Stitch
-  Multi-directional Sewing
-  Balance
-  Dual Feed Fine Tune Adjustment
-  Save Stitch Settings
-  Restore Stitch Default
-  Continuous Reverse
-  Backstepping
-  Font Size in Alphabets
-  Monogram Size
-  Stitch Counter

BUTTONHOLE FUNCTIONS

-  Direct Entry Buttonhole Length
-  Program Buttonhole Length
-  Stitch Counter Buttonhole
-  Manual Buttonhole
-  Buttonhole Slit Width

BERNINA 880 PLUS Embroidery

EMBROIDERY PACKAGE

462 Designs
21 Alphabets
Automatic Feed Dog Drop
Embroider Sewing Stitches
Embroidery Speed: 1000 SPM
Position Recall
Maximum Sewing Field: 15.75" x 10.25"
Free-arm Embroidery with All Hoops
Drag and Drop Editing
Full Embroidery Editing Features
Reads Multiple Formats

MACHINE FEATURES

12" to the Right of the Needle
7" Centrally Located Color Touch Screen
Automatic Presser Foot Lift
Automatic Feed Dog Drop
Module Weight: 13.7 lbs.
Module Dimensions (L/W/H):
17.7" x 25" x 6.3"
Workspace Height: 5"
2 USB Ports



STANDARD ACCESSORIES















Drop-Shaped Embroidery Foot #26
Large Oval Hoop & Template
Medium Hoop & Template
Small Hoop & Template
USB Connecting Cable
USB Stick

Included with Machine Packaging:
Straight/CutWork Stitch Plate
Slide-on Table










COMPATIBLE ACCESSORIES

Hoops: Jumbo, Maxi, Mega, Midi.
Hoop 'N' Buddyz
Multiple Spool Holder
BERNINA DesignWorks Tools
BERNINA Rotary PunchWork Tool
Suitcase System (XL)






MACHINE FUNCTIONS

-  Upper Thread Tension
-  Needle Security
-  Needle Minder
-  Presser Foot Selection
-  Hoop Selection / Hoop Display
-  Stitch Plate Security
-  Bobbin Filling with Low Level Status Indicator
-  Clock/Alarm
-  Tutorial
-  Creative Consultant
-  Help
-  Eco
-  CLR - Back to Basic Setting
-  Thread Up Command






















EMBROIDERY SELECTION FUNCTIONS

-  Alphabet Folder
-  Embroidery Motifs Folder
-  Stitch Patterns Folder
-  My Designs Folder
-  Embroider Sewing Stitches
-  Open New Motif
-  Add Motif
-  Save Motif
-  Delete Motif









EMBROIDERY SETUP FUNCTIONS

-  Off-Center Positioning
-  Jump Stitch Length
-  Thread Away On / Off
-  Inch / mm Display
-  Securing Stitches On / Off
-  Fabric Thickness

EMBROIDERY EDIT FUNCTIONS

-  Edit Embroidery Motifs
-  Move Motif
-  Center the Motif in Hoop
-  Rotate Motif
-  Altering the Size
-  Maintaining Proportions when Altering Size
-  Add Motif (+ on top of layer panel)
-  Check -- Checking the Motif Size
-  Virtual Positioning / Absolute Check
-  Motif Center
-  Altering Stitch Type / Stitch Density
-  Color Information
-  Color Wheel
-  Convert Thread Brand to Another
-  Word Art
-  Endless Embroidery
-  Pinpoint Placement
-  Undo / Redo
-  Group / Ungroup
-  Rearrange Stitch Order
-  Shaping

EMBROIDERY STITCHING FUNCTIONS

-  Embroidery OK
-  Basting - Motif / Hoop / No Basting
-  Move Hoop
-  Sequence Control
-  Cut Connecting Stitches
-  Color Resequence
-  Single/Multi-color Motif
-  Engage Max Speed

BERNINA 7 SERIES

KEY FEATURES

10" to the right of the needle

Jumbo Bobbin

1000 SPM Sewing/BSR/Embroidery

Adaptive Thread Tension

Built-in Needle Threader

Centrally Located Color Touch Screen

Temporary Altered Stitch Memory

Total Stitch Control

Front Load Bobbin System

DC Motor

Box Feed System

Full Shank Presser Feet

BERNINA Stitch Regulator (BSR)*

BERNINA Dual Feed

Free Arm Embroidery with All Hoops

Reads Multiple Formats - Embroidery

*Optional B 740



MORE SPACE

With 10" to the right of the needle, you have room for working with larger projects and bigger embroidery designs. The height from the bed of the machine also makes it easy to work with bulky projects like bags and quilts.

JUMBO BOBBIN

Stitch longer without interruption with a Jumbo Bobbin that holds up to 70% more thread than standard bobbins. Perfect for embroidery and quilting.

BERNINA DUAL FEED BERNINA Dual Feed offers assistance for sewing the most difficult fabrics easily and accurately. It stores completely out of sight when not in use, and therefore, does not impede other sewing operations.

BERNINA STITCH REGULATOR (BSR)

Providing confidence for the beginner or insurance for those more experienced with free-motion stitching techniques, the BERNINA Stitch Regulator keeps stitches even and consistent. (Standard on the B 790, 770 QE / Optional for B 740)

ADAPTIVE THREAD TENSION

Once the tension is set, the thread tension is constantly monitored and adjusted automatically, if needed, resulting in the finest stitching without pressing a button.

B 790

Embroidery Standard
 7" Centrally Located Color Touch Screen
 9 mm Stitch Width
 1352 Total Stitches
 BERNINA Stitch Regulator (1000 SPM)
 BERNINA Dual Feed
 Upper Thread and Bobbin Thread Sensor
 Hover/Pivot Function
 Programmable Foot Control
 Stitch Designer
 Sideways motion sewing
 Full Embroidery Editing Features
 Embroider Sewing Stitches

**B 770 QE**

Embroidery Optional
 4.3" Centrally Located Color Touch Screen
 9 mm Stitch Width
 992 Total Stitches
 BERNINA Stitch Regulator (1000 SPM)
 BERNINA Dual Feed
 Upper Thread and Bobbin Thread Sensor
 Hover/Pivot Function
 Programmable Foot Control
 Basic Embroidery Editing Features

**B 740**

Sewing Only
 4.3" Centrally Located Color Touch Screen
 9 mm Stitch Width
 800 Total Stitches
 BERNINA Stitch Regulator Compatible
 BERNINA Dual Feed
 Upper Thread Sensor
 Hover/Pivot Function
 Programmable Foot Control

**B 700**

Embroidery Only Machine
 7" Centrally Located Color Touch Screen
 Upper Thread and Bobbin Thread Sensor
 320 Embroidery Designs
 Full Embroidery Editing Features
 Multiple Spool Holder Included



BERNINA 790 PLUS

1352 TOTAL STITCHES

- 32 Practical
- 13 Buttonholes
- 2 Eyelets
- 1 Sew-on Button Program
- 506 Decorative
- 34 Quilting
- 117 Sideways-Motion
- 7 Alphabets
- 1 Monogram
- 2 Darning Programs

MACHINE FEATURES

- 10" to the Right of the Needle
- 7" Centrally Located Color Touch Screen
- 9 mm Maximum Stitch Width
- 6 mm Maximum Stitch Length
- 11 Needle Positions
- 30 LED Lights + Bobbin Area
- Automatic Presser Foot Lift
- Automatic Thread Cutter
- Upper Thread Sensor
- Bobbin Thread Sensor
- Machine Weight: 30.9 lbs.
- Machine Dimensions(L/W/H):
20.6"x 8.4" x 14.1"
- Workspace Height: 5"
- 1 USB Port
- Import/Export Stitches via USB

COMPATIBLE ACCESSORIES

- BERNINA Rotary PunchWork Tool
- All BERNINA C and D Feet
- Suitcase System (XL)



















TEN PRESSER FEET

- Reverse Pattern Foot #1C
- Reverse Pattern Foot #1D
- Overlock Foot #2A
- Automatic Buttonhole Foot #3A
- Zipper Foot #4D
- Blind Hem Foot #5
- Jeans Foot #8D
- Open Embroidery Foot #20C
- Sideways Motion Foot #40C
- BERNINA Stitch Regulator #42









STANDARD ACCESSORIES

- Free Hand System
- BERNINA Foot Control
- Slide-on Table with Seam Guide
- Straight/CutWork Stitch Plate
- Accessory Wardrobe
- Instructional Manual
- 6 Jumbo Bobbins
- Tool Kit

MACHINE FUNCTIONS

-  Pattern Begin (button)
-  Programmable Pattern End
-  Securing
-  Presser Foot Lift
-  Upper Thread Tension
-  Needle Security
-  Needle Minder
-  Presser Foot Selection (Sensor System)
-  Presser Foot Pressure
-  Stitch Plate Security
-  Bobbin Filling with Low Level Status Indicator
-  Tutorial
-  Creative Consultant
-  Help
-  Eco
-  CLR - Back to Basic Setting

GENERAL SEWING FUNCTIONS

-  Personal Program
-  History Stitches
-  Needle Stop Up/Down-Permanent
-  Combi-Mode with Drag and Drop Editing
-  Stitch Designer
-  Triple Stitch Function
-  Fit to Screen
-  Programmable Foot Control








B 790 PLUS

INFORMATION FUNCTIONS

-  Pattern Repeat
-  Mirror Image Left/Right
-  Mirror Image Up/Down
-  Tapering
-  Pattern Extend
-  Pattern Extend Adjust Stitch Density
-  Long Stitch
-  Multi-directional Sewing
-  Balance
-  Save Stitch Settings
-  Restore Stitch Default
-  Continuous Reverse
-  Backstepping
-  Font Size in Alphabets
-  Monogram Size
-  Stitch Counter

BUTTONHOLE FUNCTIONS

-  Direct Entry Buttonhole Length
-  Program Buttonhole Length
-  Stitch Counter Buttonhole
-  Manual Buttonhole
-  Buttonhole Slit Width

BERNINA 790 PLUS Embroidery

EMBROIDERY PACKAGE

332 Designs
18 Alphabets
Embroider Sewing Stitches
Embroidery Speed: 1000 SPM
Position Recall
Maximum Sewing Field: 15.75" x 8.3"
Free-arm Embroidery with All Hoops
Drag and Drop Editing
Full Embroidery Editing Features
Reads Multiple Formats

MACHINE FEATURES

10" to the Right of the Needle
7" Centrally Located Color Touch Screen
Automatic Presser Foot Lift
Module Weight: 13.7 lbs.
Module Dimensions (L/W/H):
17.7" x 25" x 6.3"
Workspace Height: 5"
1 USB Port



INCLUDED ACCESSORIES















Drop-Shaped Embroidery Foot #26
Large Oval Hoop & Template
Medium Hoop & Template
Small Hoop & Template
USB Connecting Cable

Included with Machine Packaging:
Straight/CutWork Stitch Plate
Slide-on Table









COMPATIBLE ACCESSORIES

Hoops: Jumbo (Partial Field), Maxi,
Mega, Midi, Hoop 'N' Buddyz
Multiple Spool Holder
DesignWorks Tools
BERNINA Rotary PunchWork Tool
Suitcase System (XL)




MACHINE FUNCTIONS

-  Upper Thread Tension
-  Needle Security
-  Needle Minder
-  Presser Foot Selection
-  Hoop Selection / Hoop Display
-  Stitch Plate Security
-  Bobbin Filling with Low Level Status Indicator
-  Clock/Alarm
-  Tutorial
-  Creative Consultant
-  Help
-  Eco
-  CLR - Back to Basic Setting
-  Thread Up Command





















EMBROIDERY SELECTION FUNCTIONS

-  Alphabet Folder
-  Embroidery Motifs Folder
-  Stitch Patterns Folder
-  My Designs Folder
-  Open New Motif
-  Add Motif
-  Save Motif
-  Delete Motif









EMBROIDERY SETUP FUNCTIONS

-  Off-Center Positioning
-  Jump Stitch Length
-  Thread Away On / Off
-  Inch / mm Display
-  Securing Stitches On / Off
-  Fabric Thickness

EMBROIDERY EDIT FUNCTIONS

-  Edit Embroidery Motifs
-  Move Motif
-  Center the Motif in Hoop
-  Rotate Motif
-  Altering the Size
-  Maintaining Proportions when Altering Size
-  Add Motif (+ on top of layer panel)
-  Check -- Checking the Motif Size
-  Virtual Positioning / Absolute Check
-  Motif Center
-  Altering Stitch Type / Stitch Density
-  Color Information
-  Color Wheel
-  Convert Thread Brand to Another
-  Word Art
-  Endless Embroidery
-  Pinpoint Placement
-  Undo / Redo
-  Group / Ungroup
-  Rearrange Stitch Order

EMBROIDERY STITCHING FUNCTIONS

-  Embroidery OK
-  Basting - Motif / Hoop / No Basting
-  Move Hoop
-  Sequence Control
-  Cut Connecting Stitches
-  Color Resequencing
-  Single/Multi-color Motif
-  Engage Max Speed

BERNINA 770 QE

992 TOTAL STITCHES

- 30 Practical
- 11 Buttonholes
- 2 Eyelets
- 1 Sew-on Button Program
- 283 Decorative
- 50 Quilting
- 6 Alphabets
- 2 Darning Programs

MACHINE FEATURES

- 10" to the Right of the Needle
- 4.3" Centrally Located Color Touch Screen
- 9 mm Maximum Stitch Width
- 6 mm Maximum Stitch Length
- 11 Needle Positions
- BERNINA Dual Feed
- 30 LED Lights + Bobbin Area
- Automatic Presser Foot Lift
- Automatic Thread Cutter
- Upper Thread Sensor
- Bobbin Thread Sensor
- Weight: 30.9 lbs.
- Dimensions(L/W/H):
 - 20.6"x 8.4" x 14.1"
- Workspace Height 5"
- 1 USB Port
- Import/Export Stitches via USB

COMPATIBLE ACCESSORIES

- BERNINA Rotary PunchWork Tool
- All BERNINA C and D Feet
- Suitcase System (XL)

















SEVEN PRESSER FEET

- Reverse Pattern Foot #1C
- Reverse Pattern Foot #1D
- Automatic Buttonhole Foot #3A
- Zipper Foot #4D
- Open Embroidery Foot #20C
- BERNINA Stitch Regulator #42
- Patchwork Foot #97D





STANDARD ACCESSORIES

- Free Hand System
- BERNINA Foot Control
- Straight/CutWork Stitch Plate
- Slide-on Table with Seam Guide
- Accessory Wardrobe
- Instructional Manual
- 5 Jumbo Bobbins
- Tool Kit

MACHINE FUNCTIONS

-  Pattern Begin
-  Programmable Pattern End
-  Presser Foot Lift
-  Upper Thread Tension
-  Presser Foot Indicator (Foot Recommendation)
-  Presser Foot Pressure
-  Stitch Plate Security / Needle Security
-  Needle Minder
-  Bobbin Filling with Low Level Status Indicator
-  Tutorial
-  Creative Consultant
-  Help
-  Eco
-  CLR - Back to Basic Setting

GENERAL SEWING FUNCTIONS

-  Personal Program
-  Needle Stop Up/Down-Permanent
-  Combi-Mode
-  Programmable Foot Control








B 770 QE

INFORMATION FUNCTIONS

-  Securing
-  Pattern Repeat
-  Mirror Image Left/Right
-  Mirror Image Up/Down
-  Pattern Extend
-  Pattern Extend Adjust Stitch Density
-  Long Stitch
-  Balance
-  Save Stitch Settings
-  Restore Stitch Default
-  Continuous Reverse
-  Backstepping
-  Font Size in Alphabets
-  Stitch Counter

BUTTONHOLE FUNCTIONS

-  Direct Entry Buttonhole Length
-  Program Buttonhole Length
-  Stitch Counter Buttonhole
-  Manual Buttonhole
-  Buttonhole Slit Width

BERNINA 770 QEE Embroidery (Optional)

EMBROIDERY PACKAGE

140 Designs
6 Alphabets
Embroidery Speed: 1000 SPM
Position Recall
Maximum Sewing Field: 15.75" x 8.3"
Free-arm Embroidery with All Hoops
Drag and Drop Editing
Basic Embroidery Editing Features
Reads Multiple Formats

MACHINE FEATURES

10" to the Right of the Needle
4.3" Centrally Located Color Touch Screen
Automatic Presser Foot Lift
Module Weight: 13.7 lbs.
Module Dimensions (L/W/H):
17.7" x 25" x 6.3"
Workspace Height:
1 USB Port



STANDARD ACCESSORIES















Drop-Shaped Embroidery Foot #26
Large Oval Hoop & Template
Medium Hoop & Template
Small Hoop & Template
USB Connecting Cable

Included with Machine Packaging:
Straight/CutWork Stitch Plate
Slide-on Table








COMPATIBLE ACCESSORIES

Hoops: Jumbo (Partial Field), Maxi,
Mega, Midi, Hoop 'N' Buddyz
Multiple Spool Holder
DesignWorks Tools
BERNINA Rotary PunchWork Tool
Suitcase System (XL)






MACHINE FUNCTIONS

-  Upper Thread Tension
-  Needle Security
-  Needle Minder
-  Presser Foot Selection
-  Hoop Selection / Hoop Display
-  Stitch Plate Security
-  Bobbin Filling with Low Level Status Indicator
-  Clock/Alarm
-  Tutorial
-  Creative Consultant
-  Help
-  Eco
-  CLR - Back to Basic Setting
-  Thread Up Command














EMBROIDERY SELECTION FUNCTIONS

-  Alphabet Folder
-  Embroidery Motifs Folder
-  My Designs Folder
-  Open New Motif
-  Add Motif
-  Save Motif
-  Delete Motif









EMBROIDERY SETUP FUNCTIONS

-  Off-Center Positioning
-  Jump Stitch Length
-  Thread Away On / Off
-  Inch / mm Display
-  Securing Stitches On / Off
-  Fabric Thickness

EMBROIDERY EDIT FUNCTIONS

-  Edit Embroidery Motifs
-  Move Motif
-  Center the Motif in Hoop
-  Rotate Motif
-  Altering the Size
-  Maintaining Proportions when Altering Size
-  Add Motif (+ on top of layer panel)
-  Check -- Checking the Motif Size
-  Virtual Positioning / Absolute Check
-  Motif Center
-  Altering Stitch Type / Stitch Density
-  Color Information
-  Convert Thread Brand to Another

EMBROIDERY STITCHING FUNCTIONS

-  Embroidery OK
-  Basting - Motif / Hoop / No Basting
-  Move Hoop
-  Sequence Control
-  Cut Connecting Stitches
-  Color Resequencing
-  Single/Multi-color Motif
-  Engage Max Speed

BERNINA 740

800 TOTAL STITCHES

- 29 Practical
 - 9 Buttonholes
 - 2 Eyelets
 - 1 Sew-on Button Program
- 200 Decorative
 - 23 Quilting
 - 5 Alphabets
 - 2 Darning Programs

MACHINE FEATURES

10" to the Right of the Needle
4.3" Centrally Located Color Touch Screen
9 mm Maximum Stitch Width
6 mm Maximum Stitch Length
11 Needle Positions
BERNINA Dual Feed
30 LED Lights
Automatic Presser Foot Lift
Automatic Thread Cutter
Upper Thread Sensor
Weight: 30.9 lbs.
Dimensions(L/W/H):
20.6"x 8.4" x 14.1"
Workspace Height:
1 USB Port
Import/Export Stitches via USB

COMPATIBLE ACCESSORIES

BERNINA Rotary PunchWork Tool
BSR Compatible
All BERNINA C and D Feet
Suitcase System (XL)















FIVE PRESSER FEET

Reverse Pattern Foot #1C
Reverse Pattern Foot #1D
Automatic Buttonhole Foot #3A
Zipper Foot #4D
Open Embroidery Foot #20C




STANDARD ACCESSORIES

Free Hand System
BERNINA Foot Control
Slide-on Table
Accessory Wardrobe
Instructional Manual
5 Jumbo Bobbins
Tool Kit

MACHINE FUNCTIONS














-  Pattern Begin
-  Programmable Pattern End
-  Presser Foot Lift
-  Upper Thread Tension
-  Presser Foot Indicator (Foot Recommendation)
-  Presser Foot Pressure
-  Stitch Plate Security / Needle Security
-  Needle Minder
-  Bobbin Filling with Low Level Status Indicator
-  Tutorial
-  Creative Consultant
-  Help
-  Eco
-  CLR - Back to Basic Setting

GENERAL SEWING FUNCTIONS






-  Personal Program
-  Needle Stop Up/Down-Permanent
-  Combi-Mode



INFORMATION FUNCTIONS

-  Securing
-  Pattern Repeat
-  Mirror Image Left/Right
-  Mirror Image Up/Down
-  Pattern Extend
-  Pattern Extend Adjust Stitch Density
-  Balance
-  Save Stitch Settings
-  Restore Stitch Default
-  Continuous Reverse
-  Backstepping
-  Font Size in Alphabets
-  Stitch Counter

BUTTONHOLE FUNCTIONS

-  Direct Entry Buttonhole Length
-  Program Buttonhole Length
-  Stitch Counter Buttonhole
-  Manual Buttonhole
-  Buttonhole Slit Width

BERNINA 700 Embroidery Only

EMBROIDERY PACKAGE

320 Designs
18 Alphabets
Embroidery Speed: 1000 SPM
Position Recall
Maximum Sewing Field: 15.75" x 8.3"
Free-arm Embroidery with All Hoops
Drag and Drop Editing
Full Embroidery Editing Features
Reads Multiple Formats

MACHINE FEATURES

10" to the Right of the Needle
7" Centrally Located Color Touch Screen
30 LED Lights
Automatic Presser Foot Lift
Machine Weight: 30.9 lbs.
Machine Dimensions(L/W/H):
20.6"x 8.4" x 14.1"
Module Weight: 13.7 lbs.
Module Dimensions (L/W/H):
17.7" x 25" x 6.3
Workspace Height: 5"
1 USB Port

















HOOPS AND ACCESSORIES

Drop-Shaped Embroidery Foot #26
Large Oval Hoop & Template
Medium Hoop & Template
Small Hoop & Template
Straight/CutWork Stitch Plate
Embroidery Stitch Plate
Accessory Wardrobe
Instructional Manual
5 Jumbo Bobbins
USB Connecting Cable
Multiple Spool Holder








COMPATIBLE ACCESSORIES

Hoops: Jumbo (Partial Field), Maxi,
Mega, Midi, Hoop 'N' Buddyz
Slide-on Table
BERNINA DesignWorks Tools
BERNINA Rotary PunchWork Tool
Suitcase System (XL)







MACHINE FUNCTIONS

-  Upper Thread Tension
-  Needle Security
-  Needle Minder
-  Presser Foot Selection
-  Hoop Selection / Hoop Display
-  Stitch Plate Security
-  Bobbin Filling with Low Level Status Indicator
-  Clock/Alarm
-  Tutorial
-  Creative Consultant
-  Help
-  Eco
-  CLR - Back to Basic Setting
-  Thread Up Command





















EMBROIDERY SELECTION FUNCTIONS

-  Alphabet Folder
-  Embroidery Motifs Folder
-  My Designs Folder
-  Open New Motif
-  Add Motif
-  Save Motif
-  Delete Motif









EMBROIDERY SETUP FUNCTIONS

-  Off-Center Positioning
-  Jump Stitch Length
-  Thread Away On / Off
-  Inch / mm Display
-  Securing Stitches On / Off
-  Fabric Thickness

EMBROIDERY EDIT FUNCTIONS

-  Edit Embroidery Motifs
-  Move Motif
-  Center the Motif in Hoop
-  Rotate Motif
-  Altering the Size
-  Maintaining Proportions when Altering Size
-  Add Motif (+ on top of layer panel)
-  Check -- Checking the Motif Size
-  Virtual Positioning / Absolute Check
-  Motif Center
-  Altering Stitch Type / Stitch Density
-  Color Information
-  Color Wheel
-  Convert Thread Brand to Another
-  Word Art
-  Endless Embroidery
-  Pinpoint Placement
-  Undo / Redo
-  Group / Ungroup
-  Rearrange Stitch Order

EMBROIDERY STITCHING FUNCTIONS

-  Embroidery OK
-  Basting - Motif / Hoop / No Basting
-  Move Hoop
-  Sequence Control
-  Cut Connecting Stitches
-  Color Resequencing
-  Single/Multi-color Motif
-  Engage Max Speed

BERNINA 5 SERIES

KEY FEATURES

8.5" to the Right of the Needle

Jumbo Bobbin

1000 SPM Sewing/BSR/Embroidery

Adaptive Thread Tension

Built-in Needle Threader

Centrally Located Color Cap-touch
Screen

Temporary Altered Stitch Memory

Total Stitch Control

Front Load Bobbin System

DC Motor

Box Feed System

Full Shank Presser Feet

BSR Compatibility

BERNINA Dual Feed
(on some models)

Free Arm Embroidery with All Hoops

Reads Multi-Format Designs

10.5" x 6.5" embroidery field



LARGE SPACE

With 8.5" to the right of the needle, there is plenty of space to work easily with projects, while the size of the machine makes this a very portable machine.

JUMBO BOBBIN

Stitch longer without interruption with a Jumbo Bobbin that holds up to 70% more thread than standard bobbins. Perfect for embroidery and quilting.

BERNINA DUAL FEED

BERNINA Dual Feed, which is available on select 5 Series machines (B 590, B 570 QE), offers assistance for sewing the most difficult fabrics easily and accurately. It stores completely out of sight when not in use, and therefore does not impede other sewing operations.

BERNINA STITCH REGULATOR (BSR)

Whether included (B 590, B 570 QE) or compatible (B 535), the BSR keeps stitches even and consistent, providing confidence for the beginner or insurance for those more experienced with free-motion stitching techniques.

ADAPTIVE THREAD TENSION

Once the tension is set, the thread tension is constantly monitored and adjusted automatically, if needed, resulting in the finest stitching without pressing a button.

B 590

Embroidery Standard
4.3" Centrally Located Color Touch Screen
9 mm Maximum Stitch Width
1774 Total Stitch Patterns
BERNINA Stitch Regulator(1000 SPM)
BERNINA Dual Feed
Upper Thread and Bobbin Thread Sensor
Hover/Pivot Function
Programmable Foot Control
Triple Stitch Function
Full Embroidery Editing Features
Embroider Sewing Stitches



B 570 QE

Embroidery Optional
4.3" Centrally Located Color Touch Screen
9 mm Maximum Stitch Width
1450 Total Stitch Patterns
BERNINA Stitch Regulator (1000 SPM)
BERNINA Dual Feed
Upper Thread and Bobbin Thread Sensor
Hover/Pivot Function
Programmable Foot Control
Triple Stitch Function
Basic Embroidery Editing Features



B 535

Embroidery Optional
4.3" Centrally Located Color Touch Screen
5.5 Maximum Stitch Width
1048 Total Stitch Patterns
BERNINA Stitch Regulator Compatible
Upper Thread Sensor
Basic Embroidery Editing Features



B 500

Embroidery Only Machine
4.3" Centrally Located Color Touch Screen
Upper Thread and Bobbin Thread Sensor
275 Embroidery Designs
Full Embroidery Editing Features



BERNINA 590

1809 TOTAL STITCHES

- 38 Practical
- 16 Buttonholes
- 2 Eyelets
- 1 Sew-on Button Program
- 500 Decorative
- 59 Quilting
- 9 Alphabets
- 2 Darning Programs

MACHINE FEATURES

- 8.5" to the Right of the Needle
- 4.3" Centrally Located Color Cap-touch Screen
- 9 mm Maximum Stitch Width
- 6 mm Maximum Stitch Length
- 11 Needle Positions
- Bernina Dual Feed
- 16 LED Lights
- Automatic Presser Foot Lift
- Automatic Thread Cutter
- Upper Thread Sensor
- Bobbin Thread Sensor
- Machine Weight: 24.3 lbs.
- Machine Dimensions (L/W/H):
18.1" x 7.9" x 12.9"
- Workspace Height: 4.3"
- 1 USB Port
- Import/Export Stitches via USB

COMPATIBLE ACCESSORIES

- BERNINA Rotary PunchWork Tool
- All BERNINA C and D Feet
- Suitcase System (New Large Size)














EIGHT PRESSER FEET

- Reverse Pattern Foot #1C
- Reverse Pattern Foot #1D
- Overlock Foot #2A
- Automatic Buttonhole Foot #3A
- Zipper Foot #4D
- Blind Hem Foot #5
- Open Embroidery Foot #20C
- BERNINA Stitch Regulator #42





STANDARD ACCESSORIES

- Free Hand System
- BERNINA Foot Control
- Slide-on Table with Seam Guide
- Accessory Wardrobe
- Instructional Manual
- 5 Jumbo Bobbins
- Tool Kit

MACHINE FUNCTIONS















-  Pattern Begin
-  Programmable Pattern End
-  Presser Foot Lift
-  Upper Thread Tension
-  Presser Foot Selection (Sensor System)
-  Presser Foot Pressure
-  Stitch Plate Security / Needle Security
-  Needle Minder
-  Bobbin Filling with Low Level Status Indicator
-  Tutorial
-  Creative Consultant
-  Eco
-  Help
-  CLR - Back to Basic Setting

GENERAL SEWING FUNCTIONS






-  Personal Program
-  Needle Stop Up/Down-Permanent
-  Combi-Mode
-  Programmable Foot Control



INFORMATION FUNCTIONS

-  Securing
-  Pattern Repeat
-  Mirror Image Left/Right
-  Mirror Image Up/Down
-  Pattern Extend
-  Pattern Extend Adjust Stitch Density
-  Balance
-  Long Stitch
-  Continuous Reverse
-  Backstepping
-  Save Stitch Settings
-  Restore Stitch Default
-  Font Size in Alphabets
-  Stitch Counter

BUTTONHOLE FUNCTIONS

-  Direct Entry Buttonhole Length
-  Program Buttonhole Length
-  Stitch Counter Buttonhole
-  Manual Buttonhole
-  Buttonhole Slit Width

BERNINA 590 Embroidery

EMBROIDERY PACKAGE

275 Designs
8 Alphabets
Embroider Sewing Stitches
Embroidery Speed: 1000 SPM
Position Recall
Maximum Sewing Field: 10.5" x 6.5"
Free-arm Embroidery with All Hoops
Drag and Drop Editing
Full Embroidery Editing Features

MACHINE FEATURES

8.5: to the Right of the Needle
4.3" Centrally Located Color Cap-touch Screen
Automatic Presser Foot Lift
Module Weight: 8.8 lbs.
Module Dimensions (L/W/H):
14.2" x 17.9" x 5.5"
Workspace Height: 4.3"
1 USB Port



STANDARD ACCESSORIES















Drop-Shaped Embroidery Foot #26
Large Oval Hoop & Template
Medium Hoop & Template
USB Connecting Cable

Included with Machine Packaging:
Straight/CutWork Stitch Plate
Slide-on Table









COMPATIBLE ACCESSORIES

Hoops: Mega (repositioning), Midi,
Small, Hoop "N" Buddyz
Multiple Spool Holder
DesignWorks Tools
BERNINA Rotary PunchWork Tool
Suitcase System (NEW L Size)




MACHINE FUNCTIONS

-  Upper Thread Tension
-  Needle Security
-  Needle Minder
-  Presser Foot Selection
-  Hoop Selection / Hoop Display
-  Stitch Plate Security
-  Bobbin Filling with Low Level Status Indicator
-  Clock/Alarm
-  Tutorial
-  Creative Consultant
-  Help
-  Eco
-  CLR - Back to Basic Setting
-  Thread Up Command





















EMBROIDERY SELECTION FUNCTIONS

-  Alphabet Folder
-  Embroidery Motifs Folder
-  Stitch Patterns Folder
-  My Designs Folder
-  Open New Motif
-  Add Motif
-  Save Motif
-  Delete Motif









EMBROIDERY SETUP FUNCTIONS

-  Off-Center Positioning
-  Jump Stitch Length
-  Thread Away On / Off
-  Inch / mm Display
-  Securing Stitches On / Off
-  Fabric Thickness

EMBROIDERY EDIT FUNCTIONS

-  Edit Embroidery Motifs
-  Move Motif
-  Center the Motif in Hoop
-  Rotate Motif
-  Altering the Size
-  Maintaining Proportions when Altering Size
-  Add Motif (+ on top of layer panel)
-  Check -- Checking the Motif Size
-  Virtual Positioning / Absolute Check
-  Motif Center
-  Altering Stitch Type / Stitch Density
-  Color Information
-  Color Wheel
-  Convert Thread Brand to Another
-  Word Art
-  Endless Embroidery
-  Pinpoint Placement
-  Undo / Redo
-  Group / Ungroup
-  Rearrange Stitch Order

EMBROIDERY STITCHING FUNCTIONS

-  Embroidery OK
-  Basting - Motif / Hoop / No Basting
-  Move Hoop
-  Sequence Control
-  Cut Connecting Stitches
-  Color Resequence
-  Single/Multi-color Motif
-  Engage Max Speed

BERNINA 570 QE

1459 TOTAL STITCHES

- 34 Practical
- 14 Buttonholes
- 2 Eyelets
- 1 Sew-on Button Program
- 450 Decorative
- 73 Quilting
- 8 Alphabets
- 2 Darning Programs

MACHINE FEATURES

- 8.5" to the Right of the Needle
- 4.3" Centrally Located Color Cap-touch Screen
- 9 mm Maximum Stitch Width
- 6 mm Maximum Stitch Length
- 11 Needle Positions
- BERNINA Dual Feed
- 12 LED Lights
- Automatic Presser Foot Lift
- Automatic Thread Cutter
- Upper Thread Sensor
- Bobbin Thread Sensor
- Machine Weight: 24.3 lbs.
- Machine Dimensions (L/W/H):
18.1" x 7.9" x 12.9"
- Workspace Height: 4.3"
- 1 USB Port
- Import/Export Stitches via USB

COMPATIBLE ACCESSORIES

- BERNINA Rotary PunchWork Tool
- All BERNINA C and D Feet
- Suitcase System (New L Size)











EIGHT PRESSER FEET

- Reverse Pattern Foot #1C
- Reverse Pattern Foot #1D
- Overlock Foot #2A
- Automatic Buttonhole Foot #3A
- Zipper Foot #4D
- Open Embroidery Foot #20C
- Patchwork Foot #97
- BERNINA Stitch Regulator #42





STANDARD ACCESSORIES

- Free Hand System
- BERNINA Foot Control
- Slide-on Table
- Accessory Wardrobe
- Instructional Manual
- 5 Jumbo Bobbins
- Tool Kit

MACHINE FUNCTIONS













-  Pattern Begin
-  Programmable Pattern End
-  Presser Foot Lift
-  Upper Thread Tension
-  Presser Foot Selection (Sensor System)
-  Presser Foot Pressure
-  Stitch Plate Security / Needle Security
-  Needle Minder
-  Bobbin Filling with Low Level Status Indicator
-  Tutorial
-  Creative Consultant
-  Help
-  Eco
-  CLR - Back to Basic Setting

GENERAL SEWING FUNCTIONS






-  Personal Program
-  Needle Stop Up/Down-Permanent
-  Combi-Mode
-  Programmable Foot Control



INFORMATION FUNCTIONS

-  Securing
-  Pattern Repeat
-  Mirror Image Left/Right
-  Mirror Image Up/Down
-  Pattern Extend
-  Balance
-  Continuous Reverse
-  Backstepping
-  Save Stitch Settings
-  Restore Stitch Default
-  Font Size in Alphabets
-  Stitch Counter

BUTTONHOLE FUNCTIONS

-  Direct Entry Buttonhole Length
-  Program Buttonhole Length
-  Stitch Counter Buttonhole
-  Manual Buttonhole
-  Buttonhole Slit Width

BERNINA 570 QEE Embroidery (Optional)

EMBROIDERY PACKAGE

250 Designs
7 Alphabets
Embroidery Speed: 1000 SPM
Position Recall
Maximum Sewing Field: 10.5" x 6.5"
Free-arm Embroidery with All Hoops
Drag and Drop Editing
Basic Embroidery Editing Features
Reads Multiple Formats

MACHINE FEATURES

8.5" to the Right of the Needle
4.3" Centrally Located Color Cap-touch Screen
Automatic Presser Foot Lift
Module Weight: 8.8 lbs.
Module Dimensions (L/W/H):
14.2" x 17.9" x 5.5"
Workspace Height: 4.3"
1 USB Port



STANDARD ACCESSORIES















Drop-Shaped Embroidery Foot #26
Large Oval Hoop & Template
Medium Hoop & Template
USB Connecting Cable

Included with Machine Packaging:
Slide-on Table















COMPATIBLE ACCESSORIES

Hoops : Mega (repositioning), Midi,
Small, Hoop "N" Buddyz
Straight Stitch/CutWork Stitch Plate
Multiple Spool Holder
DesignWorks Tools
BERNINA Rotary PunchWork Tool
Suitcase System (New Large Size)








MACHINE FUNCTIONS

-  Upper Thread Tension
-  Needle Security
-  Needle Minder
-  Presser Foot Selection
-  Hoop Selection / Hoop Display
-  Stitch Plate Security
-  Bobbin Filling with Low Level Status Indicator
-  Clock/Alarm
-  Tutorial
-  Creative Consultant
-  Help
-  Eco
-  CLR - Back to Basic Setting
-  Thread Up Command





EMBROIDERY EDIT FUNCTIONS

-  Edit Embroidery Motifs
-  Move Motif
-  Center the Motif in Hoop
-  Rotate Motif
-  Altering the Size
-  Maintaining Proportions when Altering Size
-  Add Motif (+ on top of layer panel)
-  Check -- Checking the Motif Size
-  Virtual Positioning / Absolute Check
-  Motif Center
-  Altering Stitch Type / Stitch Density
-  Color Information
-  Convert Thread Brand to Another
-  Word Art









EMBROIDERY SELECTION FUNCTIONS

-  Alphabet Folder
-  Embroidery Motifs Folder
-  My Designs Folder
-  Open New Motif
-  Add Motif
-  Save Motif
-  Delete Motif

EMBROIDERY SETUP FUNCTIONS

-  Off-Center Positioning
-  Jump Stitch Length
-  Thread Away On / Off
-  Inch / mm Display
-  Securing Stitches On / Off
-  Fabric Thickness

EMBROIDERY STITCHING FUNCTIONS

-  Embroidery OK
-  Basting - Motif / Hoop / No Basting
-  Move Hoop
-  Sequence Control
-  Cut Connecting Stitches
-  Color Resequencing
-  Single/Multi-color Motif
-  Engage Max Speed

BERNINA 535

1048 TOTAL STITCHES

- 30 Practical
- 12 Buttonholes
- 2 Eyelets
- 1 Sew-on Button Program
- 300 Decorative
- 44 Quilting
- 5 Alphabets
- 2 Darning Programs

MACHINE FEATURES

- 8.5" to the Right of the Needle
- 4.3" Centrally Located Color Cap-touch Screen
- 5.5 mm Maximum Stitch Width
- 6 mm Maximum Stitch Length
- 11 Needle Positions
- 12 LED Lights
- Automatic Thread Cutter
- Upper Thread Sensor
- Machine Weight: 24.3 lbs.
- Machine Dimensions (L/W/H):
18.1" x 7.9" x 12.9"
- Workspace Height: 4.3"
- 1 USB Port
- Import/Export Stitches via USB

COMPATIBLE ACCESSORIES

- BSR Compatible
- All BERNINA Full Shank Non-coded Feet
- Suitcase System (New Large Size)















FIVE PRESSER FEET

- Reverse Pattern Foot #1
- Overlock Foot #2
- Automatic Buttonhole Foot #3A
- Zipper Foot #4
- Open Embroidery Foot #20




STANDARD ACCESSORIES

- Free Hand System
- BERNINA Foot Control
- Slide-on Table
- Accessory Wardrobe
- Instructional Manual
- 5 Jumbo Bobbins
- Tool Kit

MACHINE FUNCTIONS










-  Pattern Begin
-  Pattern End
-  Securing
-  Upper Thread Tension
-  Presser Foot Indicator (Foot Recommendation)
Manual Presser Foot Pressure Adjustment
-  Stitch Plate Security / Needle Security
-  Needle Minder
-  Bobbin Filling with Low Level Status Indicator
-  Tutorial
-  Creative Consultant
-  Help
-  Eco
-  CLR - Back to Basic Setting

GENERAL SEWING FUNCTIONS






-  Personal Program
-  Needle Stop Up/Down-Permanent
-  Combi-Mode



INFORMATION FUNCTIONS

-  Securing
-  Pattern Repeat
-  Mirror Image Left/Right
-  Mirror Image Up/Down
-  Balance
-  Continuous Reverse
-  Backstepping
-  Save Stitch Settings
-  Restore Stitch Default

BUTTONHOLE FUNCTIONS

-  Direct Entry Buttonhole Length
-  Program Buttonhole Length
-  Stitch Counter Buttonhole
-  Manual Buttonhole
-  Buttonhole Slit Width

BERNINA 535 Embroidery (Optional)

EMBROIDERY PACKAGE

50 Designs
4 Alphabets
Embroidery Speed: 1000 SPM
Position Recall
Maximum Sewing Field: 10.5" x 6.5"
Free-arm Embroidery with All Hoops
Drag and Drop Editing
Basic Embroidery Editing Features
Reads Multiple Formats

MACHINE FEATURES

8.5" to the Right of the Needle
4.3" Centrally Located Color Cap-touch Screen
Automatic Presser Foot Lift
Module Weight: 8.8 lbs.
Module Dimensions (L/W/H):
14.2" x 17.9" x 5.5"
Workspace Height: 4.3"
1 USB Port



HOOPS AND ACCESSORIES














Drop-Shaped Embroidery Foot #26
Large Oval Hoop & Template
Medium Hoop & Template
USB Connecting Cable

Included with Machine Packaging:
Slide-on Table















COMPATIBLE ACCESSORIES

Hoops: Mega (repositioning), Midi,
Small, Hoop "N" Buddyz
Straight/CutWork Stitch Plate
Multiple Spool Holder
DesignWorks Tools
Suitcase System (New Large Size)








MACHINE FUNCTIONS

-  Upper Thread Tension
-  Needle Security
-  Needle Minder
-  Manual Presser Foot Selection Adjustment
-  Hoop Selection / Hoop Display
-  Stitch Plate Security
-  Clock/Alarm
-  Tutorial
-  Creative Consultant
-  Help
-  Eco
-  CLR - Back to Basic Setting
-  Thread Up Command

EMBROIDERY EDIT FUNCTIONS

-  Edit Embroidery Motifs
-  Move Motif
-  Center the Motif in Hoop
-  Rotate Motif
-  Altering the Size
-  Maintaining Proportions when Altering Size
-  Add Motif (+ on top of layer panel)
-  Check -- Checking the Motif Size
-  Virtual Positioning / Absolute Check
-  Motif Center
-  Altering Stitch Type / Stitch Density
-  Color Information
-  Convert Thread Brand to Another
-  Word Art









EMBROIDERY SELECTION FUNCTIONS

-  Alphabet Folder
-  Embroidery Motifs Folder
-  My Designs Folder
-  Open New Motif
-  Add Motif
-  Save Motif
-  Delete Motif

EMBROIDERY SETUP FUNCTIONS

-  Off-Center Positioning
-  Jump Stitch Length
-  Inch / mm Display
-  Securing Stitches On / Off
-  Fabric Thickness

EMBROIDERY STITCHING FUNCTIONS

-  Embroidery OK
-  Basting - Motif / Hoop / No Basting
-  Move Hoop
-  Sequence Control
-  Cut Connecting Stitches
-  Color Resequencing
-  Single/Multi-color Motif
-  Engage Max Speed

BERNINA 500 Embroidery Only

EMBROIDERY PACKAGE

250 Designs
8 Alphabets
Embroidery Speed: 1000 SPM
Position Recall
Maximum Sewing Field: 10.5" x 6.5"
Free-arm Embroidery
Full Embroidery Editing Features
Reads Multiple Formats

MACHINE FEATURES

8.5" to the Right of the Needle
4.3" Centrally Located Color Cap-touch Screen
12 LED Lights
Upper Thread Sensor
Bobbin Thread Sensor
Machine Weight: 24.3 lbs.
Machine Dimensions (L/W/H):
18.1" x 7.9" x 12.9"
Module Weight: 8.8 lbs.
Module Dimensions (L/W/H):
14.2" x 17.9" x 5.5"
Workspace Height: 4.3"
1 USB Port

















HOOPS AND ACCESSORIES

Drop-Shaped Embroidery Foot #26
Large Oval Hoop & Template
Medium Hoop & Template
Embroidery Stitch Plate
Accessory Wardrobe
Instructional Manual
Tool Kit
USB Connecting Cable








COMPATIBLE ACCESSORIES

Hoops: Mega (repositioning), Midi,
Small, Hoop 'N' Buddyz
Multiple Spool Holder
DesignWorks Tools
BERNINA Rotary PunchWork Tool
Suitcase System (New Large Size)




MACHINE FUNCTIONS

-  Upper Thread Tension
-  Needle Security
-  Needle Minder
-  Presser Foot Selection
-  Hoop Selection / Hoop Display
-  Stitch Plate Security
-  Bobbin Filling with Low Level Status Indicator
-  Clock/Alarm
-  Tutorial
-  Creative Consultant
-  Help
-  Eco
-  CLR - Back to Basic Setting
-  Thread Up Command





















EMBROIDERY SELECTION FUNCTIONS

-  Alphabet Folder
-  Embroidery Motifs Folder
-  My Designs Folder
-  Open New Motif
-  Add Motif
-  Save Motif
-  Delete Motif









EMBROIDERY SETUP FUNCTIONS

-  Off-Center Positioning
-  Jump Stitch Length
-  Thread Away On / Off
-  Inch / mm Display
-  Securing Stitches On / Off
-  Fabric Thickness

EMBROIDERY EDIT FUNCTIONS

-  Edit Embroidery Motifs
-  Move Motif
-  Center the Motif in Hoop
-  Rotate Motif
-  Altering the Size
-  Maintaining Proportions when Altering Size
-  Add Motif (+ on top of layer panel)
-  Check -- Checking the Motif Size
-  Virtual Positioning / Absolute Check
-  Motif Center
-  Altering Stitch Type / Stitch Density
-  Color Information
-  Color Wheel
-  Convert Thread Brand to Another
-  Word Art
-  Endless Embroidery
-  Pinpoint Placement
-  Undo / Redo
-  Group / Ungroup
-  Rearrange Stitch Order

EMBROIDERY STITCHING FUNCTIONS

-  Embroidery OK
-  Basting - Motif / Hoop / No Basting
-  Move Hoop
-  Sequence Control
-  Cut Connecting Stitches
-  Color Resequencing
-  Single/Multi-color Motif
-  Engage Max Speed

BERNINA 4 SERIES

KEY FEATURES

7" to the Right of the Needle

Jumbo Bobbin

900 SPM Sewing/BSR

Adaptive Thread Tension

Built-in Needle Threader

Centrally Located Color
Capacitive Touch Screen

Temporary Altered Stitch Memory

Total Stitch Control

Front Load Bobbin System

DC Motor

Box Feed System

Automatic Thread Cutter
(B 480, B 475)

Full Shank Presser Feet

(BSR Compatibility (B 480, B 475 QE)



PORTABILITY

Perfect size for all projects and easy to move around, sew with friends, or take to classes.

JUMBO BOBBIN

Stitch longer without interruption with a Jumbo Bobbin that holds up to 70% more thread than standard bobbins. Perfect for quilting.

BERNINA STITCH REGULATOR (BSR)

The B 480 and B 475 QE machines are compatible with the optional BERNINA Stitch Regulator which keeps stitches even and consistent, providing confidence for the beginner or insurance for those more experienced with free-motion stitching techniques.

AUTOMATIC THREAD CUTTER

The B 480 and B 475 QE feature an Automatic Thread Cutter. With the touch of a button the upper and lower threads are automatically cut.

ADAPTIVE THREAD TENSION

Once the tension is set, the thread tension is constantly monitored and adjusted automatically, if needed, resulting in the finest stitching without pressing a button.

B 480

Sewing Only
 4.3" Centrally Located Color Touch Screen
 9 mm Maximum Stitch Width
 1249 Total Stitch Patterns
 BERNINA Stitch Regulator Compatible (900 SPM)
 Programmable Foot Control
 Free Hand System (FHS)
 Automatic Thread Cutter
 Full Shank Feet

**B 475 QE**

Sewing Only
 4.3" Centrally Located Color Touch Screen
 5.5 mm Maximum Stitch Width
 943 Total Stitch Patterns
 BERNINA Stitch Regulator Compatible (900 SPM)
 Free Hand System (FHS)
 Automatic Thread Cutter
 Full Shank Feet

**B 435**

Sewing only
 4.3" Centrally Located Color Touch Screen
 5.5 mm Maximum Stitch Width
 892 Total Stitch Patterns
 Free Hand System (FHS) Compatible
 Full Shank Feet



BERNINA 480

994 TOTAL STITCHES

- 29 Practical
 - 9 Buttonholes
 - 2 Eyelets
 - 1 Sew-on Button Program
- 250 Decorative
 - 27 Quilting
 - 5 Alphabets
 - 2 Darning Programs

MACHINE FEATURES

- 7" to the Right of the Needle
- 4.3" Centrally Located Color Cap-touch Screen
- 9 mm Maximum Stitch Width
- 6 mm Maximum Stitch Length
- 11 Needle Positions
- 8 LED Lights
- Automatic Thread Cutter
- Weight: 20.9 lbs.
- Dimensions (L/W/H):
 - 16.7" x 7.9" x 12.9"
- Workspace Height: 4.3"
- 1 USB Port
- Import/Export Stitches via USB

COMPATIBLE ACCESSORIES

- BERNINA Rotary PunchWork Tool
- BSR Compatible
- Seam Guide for Slide-on Table
- All BERNINA C Feet
- Suitcase System (L)















FIVE PRESSER FEET

- Reverse Pattern Foot #1C
- Overlock Foot #2A
- Automatic Buttonhole Foot #3A
- Zipper Foot #4
- Blind Hem Foot #5





STANDARD ACCESSORIES

- Free Hand System
- BERNINA Foot Control
- Slide-on Table
- Accessory Wardrobe
- Instructional Manual
- 5 Jumbo Bobbins
- Tool Kit

MACHINE FUNCTIONS


-  Pattern Begin
-  Pattern End
-  Securing
-  Upper Thread Tension
-  Presser Foot Indicator (Foot Recommendation)
Manual Presser Foot Pressure Adjustment
-  Stitch Plate Security / Needle Security
-  Needle Minder
-  Tutorial
-  Creative Consultant
-  Eco
-  Help
-  CLR - Back to Basic Setting

GENERAL SEWING FUNCTIONS






-  Personal Program
-  Needle Stop Up/Down-Permanent
-  Combi-Mode
-  Programmable Foot Control



INFORMATION FUNCTIONS

-  Pattern Repeat
-  Mirror Image Left/Right
-  Mirror Image Up/Down
-  Pattern Extend
-  Balance
-  Continuous Reverse
-  Program Continuous Reverse as Backstepping in Setup
-  Save Stitch Settings
-  Restore Stitch Default

BUTTONHOLE FUNCTIONS

-  Direct Entry Buttonhole Length
-  Program Buttonhole Length
-  Stitch Counter Buttonhole
-  Manual Buttonhole
-  Buttonhole Slit Width

BERNINA 475 QE

840 TOTAL STITCHES

- 29 Practical
 - 8 Buttonholes
 - 2 Eyelets
 - 1 Sew-on Button Program
- 200 Decorative
 - 40 Quilting
 - 4 Alphabets
 - 2 Darning Programs

MACHINE FEATURES

- 7" to the Right of the Needle
- 4.3" Centrally Located Color Cap-touch Screen
- 5.5 mm Maximum Stitch Width
- 6 mm Maximum Stitch Length
- 11 Needle Positions
- 8 LED Lights
- Automatic Thread Cutter
- Weight: 20.9 lbs.
- Dimensions (L/W/H):
 - 16.7" x 7.9" x 12.9"
- Workspace Height: 4.3"
- 1 USB Port

COMPATIBLE ACCESSORIES

- BSR Compatible
- BERNINA Foot Control
- Seam Guide for Slide-on Table
- All BERNINA Full Shank Non-coded Feet
- Automatic Buttonhole Foot #3A
- Suitcase System (L)















SIX PRESSER FEET

- Reverse Pattern Foot #1
- Overlock Foot #2
- Automatic Buttonhole Foot #3A
- Zipper Foot #4
- Blind Hem Foot #5
- Patchwork Foot #37




STANDARD ACCESSORIES

- Free Hand System
- Slide-on Table
- Basic Foot Control
- Accessory Bag
- Instructional Manual
- 5 Jumbo Bobbins
- Tool Kit

MACHINE FUNCTIONS

-  Pattern Begin
-  Pattern End
-  Securing
-  Upper Thread Tension
-  Presser Foot Indicator (Foot Recommendation)
Manual Presser Foot Pressure Adjustment
-  Stitch Plate Security / Needle Security
-  Needle Minder
-  Tutorial
-  Creative Consultant
-  Eco
-  Help
-  CLR - Back to Basic Setting









GENERAL SEWING FUNCTIONS

-  Personal Program
-  Needle Stop Up/Down-Permanent
-  Combi-Mode







B 475 QE

INFORMATION FUNCTIONS

-  Pattern Repeat
-  Mirror Image Left/Right
-  Mirror Image Up/Down
-  Balance
-  Continuous Reverse
-  Program Continuous Reverse as Backstepping in Setup
-  Save Stitch Settings
-  Restore Stitch Default

BUTTONHOLE FUNCTIONS

-  Direct Entry Buttonhole Length
-  Program Buttonhole Length
-  Stitch Counter Buttonhole
-  Manual Buttonhole

BERNINA 435

650 TOTAL STITCHES

- 29 Practical
 - 7 Buttonholes
 - 2 Eyelets
 - 1 Sew-on Button Program
- 150 Decorative
 - 13 Quilting
 - 3 Alphabets
 - 1 Darning Programs

MACHINE FEATURES

7" to the Right of the Needle
4.3" Centrally Located Color Cap-touch Screen
5.5 mm Maximum Stitch Width
6 mm Maximum Stitch Length
11 Needle Positions
8 LED Lights
Weight: 20.9 lbs.
Dimensions (L/W/H):
16.7" x 7.9" x 12.9"
Workspace Height: 4.3"
1 USB Port

COMPATIBLE ACCESSORIES

Free Hand System
BERNINA Foot Control
Seam Guide for Slide-on Table
All BERNINA Full Shank Non-coded Feet
Automatic Buttonhole Foot #3A
Suitcase System (L)















FIVE PRESSER FEET

Reverse Pattern Foot #1
Overlock Foot #2
Automatic Buttonhole Foot #3A
Zipper Foot #4
Blind Hem Foot #5




STANDARD ACCESSORIES

Slide-on Table
Basic Foot Control
Accessory Bag
Instructional Manual
5 Jumbo Bobbins
Tool Kit

MACHINE FUNCTIONS






-  Pattern Begin
-  Pattern End
-  Securing
-  Upper Thread Tension
-  Presser Foot Indicator (Foot Recommendation)
Manual Presser Foot Pressure Adjustment
-  Stitch Plate Security / Needle Security
-  Needle Minder
-  Tutorial
-  Creative Consultant
-  Eco
-  Help
-  CLR - Back to Basic Setting

GENERAL SEWING FUNCTIONS





-  Personal Program
-  Needle Stop Up/Down-Permanent
-  Combi-Mode



INFORMATION FUNCTIONS

-  Pattern Repeat
-  Mirror Image Left/Right
-  Mirror Image Up/Down
-  Balance
-  Continuous Reverse

BUTTONHOLE FUNCTIONS

-  Direct Entry Buttonhole Length
-  Program Buttonhole Length
-  Stitch Counter Buttonhole
-  Manual Buttonhole

BERNINA 530

395 TOTAL STITCHES

- 22 Practical
 - 7 Buttonholes
 - 1 Eyelets
 - 1 Sew-on Button Program
- 117 Decorative
 - 12 Quilting
 - 4 Alphabets
 - 1 Darning Programs

MACHINE FEATURES

7.5" to the Right of the Needle
Centrally Located LCD Screen with
Navigation Keys
5.5 mm Maximum Stitch Width
5 mm Maximum Stitch Length
11 Needle Positions
12 LED Lights
Weight: 21.38 lbs.
Dimensions (L/W/H):
15.2" x 6.89" x 12.1"
Workspace Height: 4.3"
1 USB Port

COMPATIBLE ACCESSORIES

Straight Stitch Plate
BSR Compatible
All BERNINA Full Shank Non-coded Feet
Suitcase System (L)










FIVE PRESSER FEET

Reverse Pattern Foot #1
Overlock Foot #2
Automatic Buttonhole Foot #3A
Zipper Foot #4
Blind Hem Foot #5



STANDARD ACCESSORIES

Free Hand System
BERNINA Foot Control
Slide-on Table with Seam Guide
Accessory Wardrobe
Instructional Manual
5 Bobbins
Tool Kit





MACHINE FUNCTIONS

-  Pattern Begin
-  Pattern End / Pattern Repeat
-  Securing
- Upper Thread Tension - Manual
-  Presser Foot Indicator (Foot Recommendation)
- Manual Presser Foot Pressure Adjustment
-  Tutorial
-  Creative Consultant
-  CLR - Back to Basic Setting

GENERAL SEWING FUNCTIONS




-  Needle Stop Up/Down-Permanent
-  Combi-Mode

INFORMATION FUNCTIONS

-  Pattern Repeat / Pattern End
-  Mirror Image Left/Right
-  Balance
-  Continuous Reverse



CUSTOMIZING STITCH SETTINGS

-  Altering Stitch Width
-  Altering Needle Position
-  Altering Stitch Length

Program Buttonhole Length

Manual Buttonhole

BERNINA 335

221 TOTAL STITCHES

- 20 Practical
 - 4 Buttonholes
 - 1 Eyelet
 - 1 Sew-on Button Program
- 91 Decorative
- 12 Quilting
- 2 Alphabets
- 1 Darning Programs

MACHINE FEATURES

6.3" to the Right of the Needle
3" Centrally Located LCD Screen
5.5 mm Maximum Stitch Width
5 mm Maximum Stitch Length
9 Needle Positions
8 LED Sewing Lights
DC Motor
Weight: 17.6 lbs.
Dimensions (L/W/H):
14.49" x 6.7" x 12.2"
Workspace Height: 4.3"
CB Hook System

COMPATIBLE ACCESSORIES

Free Hand System
BERNINA Foot Control
Seam Guide for Slide-on Table
All BERNINA Full Shank non-coded Feet
Suitcase System (L)



STANDARD ACCESSORIES

Slide-on Table
Basic Foot Control
Accessory Bag
Instructional Manual
5 Total Bobbins
Tool Kit

SIX PRESSER FEET

One Shank + 5 Soles:
Reverse Pattern Sole #1
Overlock Sole #2
Zipper Sole #4
Blind Hem Sole #5
Open Embroidery Sole #20
Buttonhole Foot #3A

OTHER FUNCTIONS

Temporary Altered Stitch Memory
One Touch Stitch Selection System
Built-in Needle Threader
Start/Stop
Separate Bobbin Winding Motor
Maximum Sewing Speed: 900 SPM
Automatic One-Step Buttonhole with
Memory Function
Hopper Mechanism
Basting Stitch

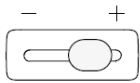
SEWING FUNCTIONS



Quick Reverse
Continuous Reverse



Start/Stop Button



Speed Control



Needle Stop (Up/Down)
Needle Drop



Pattern End



Mirror Image (Right/Left)



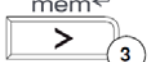

Stitch Selection Button



Clear
Reverts to Basic Settings



Letters, Numbers, Characters



Long-term Memory
Entering Stitch Combinations

B 335



CUSTOMIZING STITCH SETTINGS



Altering Stitch Width

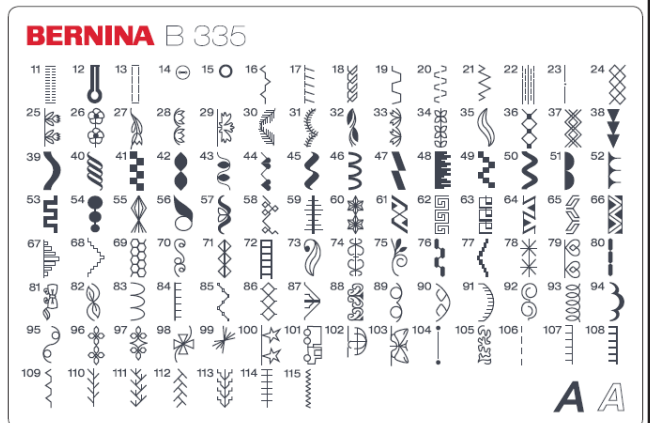
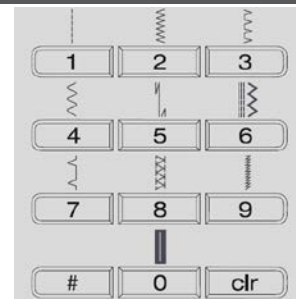


Altering Needle Position



Altering Stitch Length

STITCH CHARTS



BERNINA 325

97 TOTAL STITCHES

- 15 Practical
 - 1 Buttonholes
 - 1 Sew-on Button Program
- 23 Decorative
 - 3 Quilting
 - 1 Alphabet
 - 1 Darning Programs

MACHINE FEATURES

6.3" to the Right of the Needle
3" Centrally Located LCD Screen
5.5 mm Maximum Stitch Width
5 mm Maximum Stitch Length
9 Needle Positions
8 LED Sewing Lights
DC Motor
Weight: 17.6 lbs.
Dimensions (L/W/H):
14.49" x 6.7" x 12.2"
Workspace Height: 4.3"
CB Hook System

COMPATIBLE ACCESSORIES

BERNINA Foot Control
Seam Guide for Slide-on Table
All BERNINA Full Shank non-coded Feet
Suitcase System (L)



STANDARD ACCESSORIES

Slide-on Table
Basic Foot Control
Accessory Bag
Instructional Manual
5 Total Bobbins
Tool Kit

FIVE PRESSER FEET

One Shank + 5 Soles:
Reverse Pattern Sole #1
Overlock Sole #2
Buttonhole Sole #3
Zipper Sole #4
Blind Hem Sole #5

OTHER FUNCTIONS

Temporary Altered Stitch Memory
One Touch Stitch Selection System
Built-in Needle Threader
Start/Stop
Separate Bobbin Winding Motor
Maximum Sewing Speed: 900 SPM
Automatic One-Step Buttonhole with
Memory Function
Hopper Mechanism

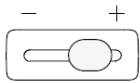
SEWING FUNCTIONS



Quick Reverse
Continuous Reverse



Start/Stop Button



Speed Control



Needle Stop (Up/Down)
Needle Drop



Pattern End





Stitch Selection Button



Clear
Reverts to Basic Settings



Letters, Numbers, Characters



Long-term Memory
Entering Stitch Combinations

B 325



CUSTOMIZING STITCH SETTINGS



Altering Stitch Width

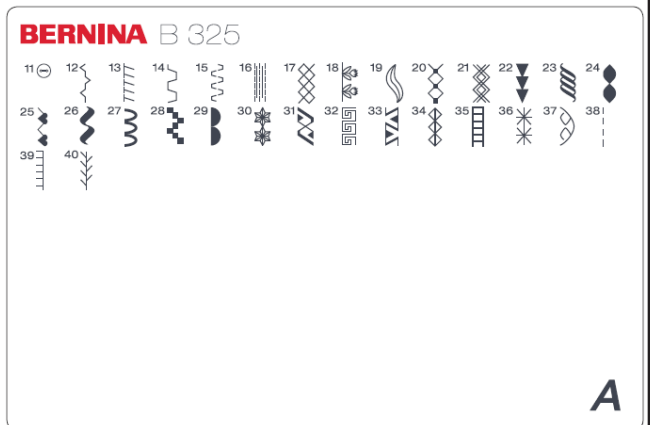
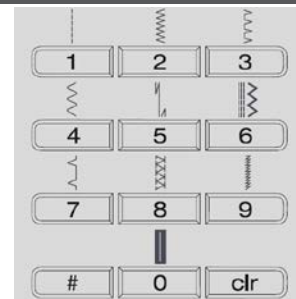


Altering Needle Position



Altering Stitch Length

STITCH CHARTS



BERNINA 215

11 TOTAL STITCHES

- 10 Practical
- 1 Buttonholes

MACHINE FEATURES

6.3" to the Right of the Needle
5.5 mm Maximum Stitch Width
5 mm Maximum Stitch Length
9 Needle Positions
Centrally Located LCD Screen
LED Light
CB Hook System
DC Motor
Weight: 21.16 lbs.
Dimensions (L/W/H):
13.58" x 6.92" x 12.09"
Workspace Height: 4.13"
Maximum Sewing Speed: 900 SPM

COMPATIBLE ACCESSORIES

BERNINA Foot Control
Seam Guide for Slide-on Table (Optional)
All BERNINA Full Shank Non-coded Feet
Suitcase System (L)



FIVE PRESSER FEET

One Shank + 5 Soles:
Reverse Pattern Sole #1
Overlock Sole #2
Buttonhole Sole #3
Zipper Sole #4
Blindstitch Sole #5

STANDARD ACCESSORIES

Slide-on Table
Basic Foot Control
Accessory Bag
Instructional Manual
3 Bobbins
Tool Kit

ADDITIONAL FUNCTIONS

Temporary Altered Stitch Memory
 Needle Stop Up/Down Permanent
 (Press and Hold)
 One Touch Stitch Selection System
 Built-in Needle Threader
 Pattern End (Press and Hold)
 Manual Four-step Buttonhole
 Design Skin Compatible



B 215

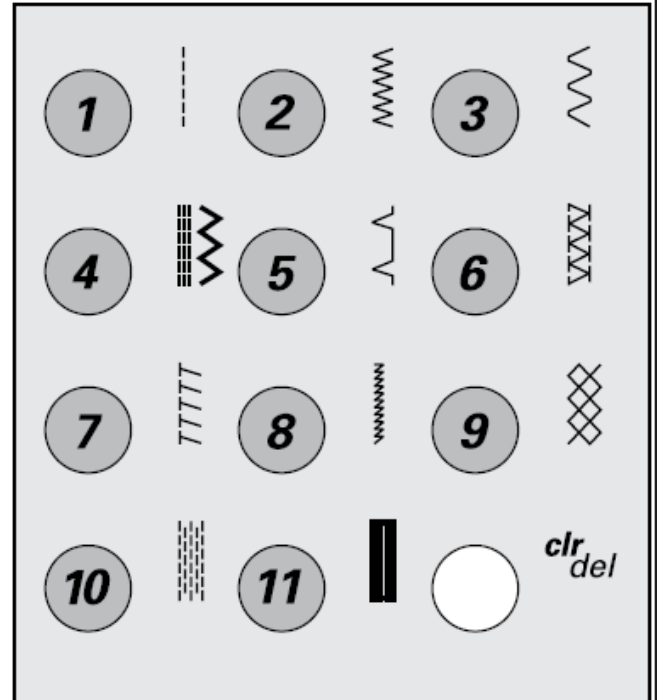
SEWING FUNCTIONS

	Quick Reverse Continuous Reverse
	Needle Stop (up/Down) Needle Drop
	Sew at Half Speed
	Clear Reverts to Basic Settings

CUSTOMIZING STITCH SETTINGS

	Altering Stitch Width
	Altering Needle Position
	Altering Stitch Length

SEWING FUNCTIONS



BERNINA 1008

17 Total Stitches

- 14 Practical
- 1 Buttonholes
- 2 Decorative



MACHINE FEATURES

6 5/8" to the Right of the Needle
5.5 mm Maximum Stitch Width
5 mm Maximum Stitch Length
5 Needle Positions
No Screen-Printed Stitch Chart
Standard Bulb Light
CB Hook System
AC Motor
Weight: 21.6 lbs..
Dimensions (L/W/H):
14.76" x 6.5" x 12.62"
Workspace Height: 4.13"
Maximum Speed: 900 SPM

COMPATIBLE ACCESSORIES

Slide-on Table
All BERNINA Full Shank Non-coded Feet
Suitcase System (L)

FIVE PRESSER FEET


One Shank + 5 Snap-on Soles:
Reverse Pattern Sole #1
Overlock Sole #2
Buttonhole Sole #3
Zipper Sole #4
Blind Hem Sole #5

STANDARD ACCESSORIES

Presser Foot/Plug-in
Accessory Box
Instructional Manual
4 bobbins
Tool Kit

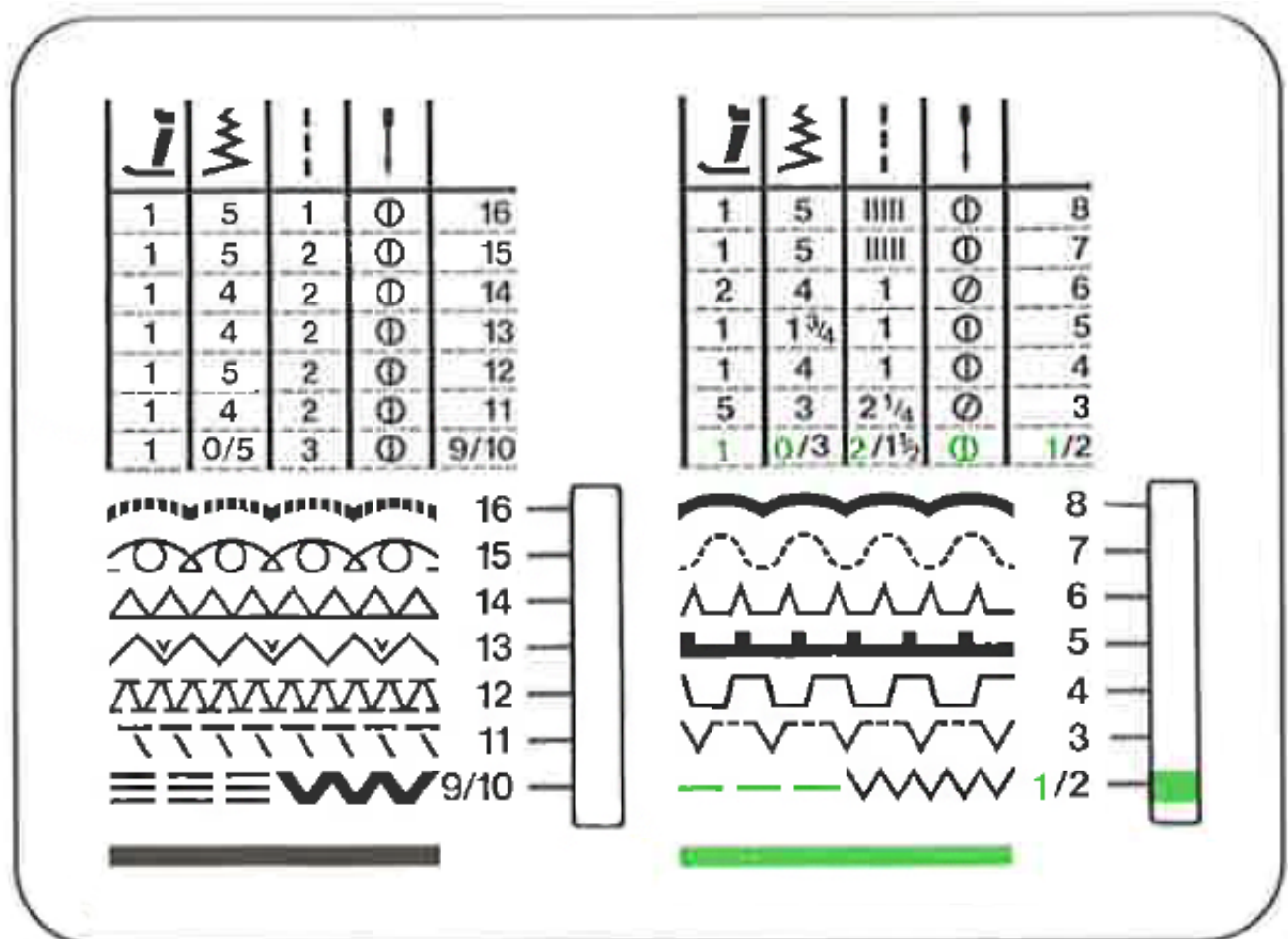
Additional Features

Needle Stop Up
Quick Reverse
Manual Stitch Selection
Manual Six-Step Buttonhole
Hopper Mechanism



B 1008

STITCH SELECTION PANEL



SEWING FEATURES AND BENEFITS GLOSSARY

AC Motor	See Motor - AC
Automatic Thread Cutter	See Thread Cutter
Automatic Presser Foot Selection	See Presser Foot Selection
BERNINA Adaptive Thread Tension	Once the tension is set according to the fabric and thread used, the thread tension is constantly monitored and adjusted automatically if needed, resulting in the finest stitching without pressing a button. 7 Series, 5 Series, 4 Series
BERNINA Dual Feed	Integrated BERNINA Dual Feed ensures even feeding of hard-to-manage fabrics with beautiful results. B 880 PLUS - Ability to fine-tune B 790, 770 QE, 740, 590, 570 QE
BERNINA Stitch Regulator (BSR)	BSR provides consistent free-motion stitching, both straight stitch & zigzag, even at high speeds. Standard: B 880 PLUS (1200 SPM) Standard: B 790 PLUS, 770 QE, 590, 570 QE (1000 SPM) Optional: B 740, 535 (1000 SPM), 480, 475, 530 (900 SPM)
Bobbin - Jumbo	The Jumbo Bobbin has 70% greater thread capacity than a standard bobbin. B 880 PLUS, 7 Series, 5 Series, 4 Series
Bobbin - Standard CB	Standard CB Bobbin B 335, 325, 530, 215, 1008
Box Feed System	The entire set of feed dogs comes up under the fabric and securely holds the fabric under the presser foot during the entire stitch formation. This provides consistent fabric feeding without pushing or pulling the fabric. The box feed system enables all BERNINA machines to sew on any fabric, including leather, canvas, vinyl, silk or organza with ease. B 880 PLUS, B 790 PLUS, 770 QE, 740, 590 570 QE, 535, 4 Series, 335, 325, 530 215, 1008
Buttonhole - Automatic One-Step Buttonhole with Memory Function	Quickly set the length of the One-Step Buttonhole. Held in memory, the same size buttonhole may be repeated. B 880 PLUS, 790, 770QE, 740 590, 570 QE, 540, 480 - Width Adjustment also B 475 QE, 435, 335, 325*, 530 (no width adjustment) *Buttonhole Foot 3A optional accessory
Buttonhole - On-screen Buttonhole Measuring	Hold a button to the screen and set the length by adjusting a knob. B 880 PLUS, 790, 770 QE, 740, 590, 570 QE, 540, 4 Series
Buttonhole - Adjustable Buttonhole Slit Width	Adjust the spacing of the beads appropriate for thick or heavy fabrics. B 880 PLUS, 790, 770 QE, 740, 590, 570 QE, 540, 480
Cap-Touch Screen	See Screen - Color Touch Screen
Creative Consultant - Sewing	On-screen info includes sewing project tips, technique tutorials & animations. B 880 PLUS, 7 Series (N/A B 700), 5 Series (N/A B 500), 4 Series, B 530
DC Motor	See Motor - DC
Distortion	Distort stitch patterns left/right and forward/backward in .01mm increments for decorative effects. B 880 PLUS ONLY
Drag and Drop Editing	Drag and drop stitches in combinations to eliminate jump stitches. Swipe to delete stitches in combinations. B 880 PLUS, 790 PLUS
Dual Feed	See BERNINA Dual Feed
Free Hand System (FHS)	Knee operated lever raises the presser foot, lowers the feed dog and releases the thread tension allowing you to keep your hands on the fabric while guiding and pivoting. Standard Accessory: B 880 PLUS, 7 Series (N/A B 700), 5 Series (N/A B 500), B 480, 475 Optional Accessory: B 435, 335

SEWING FEATURES AND BENEFITS GLOSSARY

Help	Identify icons using the "?" Help icon. B 880 PLUS, 7 Series, 5 Series, 4 Series
History Stitches	Sewn stitches along with adjustments are recorded in the History Menu. Recalls the last 24 stitches sewn. B 880 PLUS, 790 PLUS
Hook System - BERNINA Hook	The innovative BERNINA Hook maintains legendary BERNINA stitch quality at 5.5 mm and 9 mm stitch widths. An easy bobbin case insertion and large capacity bobbin make this ideal. 7 Series, 5 Series, 4 Series
Hook System - CB Hook System	The CB Hook is the traditional BERNINA mechanism that produces the legendary BERNINA stitch quality at 5.5 mm wide. B 335, 325, 530, 215, 1008
Hook System - Rotary Hook 8 Series	The revolutionary BERNINA 8 Series Rotary Hook ensures perfectly balanced stitches and allows for a 9mm width. B 880 PLUS
Hover	Activate Hover with a quick tap of the Start/Stop button to reposition the project. Program Hover to work with the Needle Stop Down function to Pivot. Set the clearance between the presser foot and the feed dog. Adjust from 0 – 7 mm (2mm is standard.) B 880 PLUS, 790 PLUS, 770 QE, 740, 590, 570 QE
Lights - Illumination	Bright LED lights brightly illuminate your workspace over the free arm and the needle area. The brightness is adjustable. 30 LED - B 880 PLUS, 7 Series (The B 790 PLUS and B 770 QE have additional lighting in the bobbin area.) 16 LED Lights - B 590 12 LED Lights- B 570 QE, 535, 500, B 530 8 LED Lights - 4 Series and B 335. 325 1 LED - B 215 Standard Bulb - B 1008
Mirror Image - Horizontal and Vertical	Sew the mirror image of a stitch pattern both horizontally and vertically. B 880 PLUS, 790 PLUS, 770 QE, 740, 590, 570 QE, 4 Series, B 530, 335 Horizontal only
Multi-directional Stitching - 360°	Sew any stitch or stitch combination in .5° increments in any direction. Multi-directional sewing expands your decorative stitch possibilities. B 880 PLUS, 790 PLUS
Motor - DC	Powerful DC Motor provides consistent stitching on multiple layers & heavy fabrics with no hesitation. B 880 PLUS, 7 Series, 5 Series, 4 Series, 335, 325, 215
Motor - AC	B 1008
Needle Positions	Enables very precise sewing; sew most patterns in any needle position. 11 Needle Positions - B 880 PLUS, 7 Series, 5 Series, 4 Series 9 Needle Positions - B 335, 325, 215 5 Needle Positions - B 1008
Needle Stop Up/Down	Predetermine the stop position of the needle to stop in or out of the fabric giving you flexibility in every sewing task. B 880 PLUS, 790 PLUS, 770 QE, 740, 590, 575 QE, 535, 4 Series, 335, 325, 215
Pattern Begin Function	Start sewing at the beginning of a pattern or sequence wherever you stopped. B 880 PLUS, 790 PLUS, 770 QE, 740, 590, 570 QE, 535, 4 Series

SEWING FEATURES AND BENEFITS GLOSSARY

Pattern Elongation & Density	Elongate stitch patterns with maintained density or altered. B 880 PLUS, 790 PLUS, 770 QE, 740, 590 B 570 QE, 480 (no density adjustment)
Pattern End	Machine stops stitching at the end of completely stitched pattern preventing half-finished patterns. Can be programmed to cut & tie-off. B 880, 790 PLUS, 770 QE, 740, 590, 570 QE, 535, 4 Series, 335, 325, 530 Ability to Program - B 880 PLUS, 790 PLUS, 770 QE, 740, 590, 570 QE,
Pattern Repeat	Pre-program the number of patterns. 1 - 9 x: B 880 PLUS, 790 PLUS, 770 QE, 740, 535, 4 Series, 530 1 - 99x: B 590, 570 QE
Personal Program / Memory	Permanently store single stitches and combinations for future retrieval. B 880 PLUS, 790 PLUS, 770 QE, 740, 590, 570QE, 535, 4 Series, 530
Permanently Saved Stitch Settings	See Saved Stitch Settings
Presser Foot Pressure Adjustment	Adjust the foot pressure to eliminate skipped stitches on thick fabrics, wavy seams on knits and for adding decorative stitches on thicker projects. B 880 PLUS, 790 PLUS, 770 QE, 740, 590, 570 QE
Presser Foot Pressure Adjustment - manual	Adjust the foot pressure to eliminate skipped stitches on thick fabrics, wavy seams on knits and for adding decorative stitches on thicker projects. B 535, 4 Series, 530
Presser Foot Selection / Sensor System	Lets the machine know how wide a needle swing is safely possible with the attached foot. B 880 PLUS, 790 PLUS, 590, 570 QE
Presser Foot Indicator (Foot Recommendation)	Indicator shows recommended presser foot for general use of stitch selected. B 880 PLUS, 7 Series, 5 Series, 4 Series, 530
Saved Stitch Settings	Save over the factory default stitch settings to personalize a stitch; remains in effect until you restore stitch. B 880 PLUS, 790 PLUS, 770 QE, 740, 590, 570 QE, 535, 480, 475, 530
Screen - Color Touch Screen (TFT)	The centrally located TFT screen is ultra-responsive & features high resolution colors. Everything is at eye level; it is clear and easy to use. Can be used with fingertip or stylus and offers touch-scroll selection. Machines with Cap-touch Screens (4 and 5 Series machines) do not react to pressure, but operate similarly to smart phone technology. 7"- B 880 PLUS, 790 PLUS, 700 4.3" - B 770 QE, 740, 5 Series, 4 Series
Screen - LCD Black and White	LCD Black and White Screen that is centrally located at eye level, and easy to use. B 335, 325, 215, 530
Sensor - Bobbin Thread Sensor	Warns when the bobbin thread runs low. B 880 PLUS, 790 PLUS, 770 QE, 700, 590, 570QE, 500
Sensor - Upper Thread Sensor	Indicates when the upper thread breaks or runs out. B 880 PLUS, 7 Series, 5 Series
Separate Bobbin Winding Motor	Wind a bobbin quickly and easily. Wind a bobbin while stitching for uninterrupted creativity. The B 880 PLUS is also able to program the fill level. All models except B 215, 1008.
Sewing Speed (SPM)	SPM (Stitches per minute) for both sewing and free motion with Bernina Stitch Regulator 1200 SPM - B 880 PLUS 1000 SPM - 7 Series, 5 Series (N/A - B 700, 500) 900 SPM - 4 Series, 335, 325, 215, 1008, 530

SEWING FEATURES AND BENEFITS GLOSSARY

Sideways Motion Stitching	See Multi-directional Stitching	
Space to the right of the needle	More sewing and embroidery space to the right of the needle offers comfort and more maneuverability when stitching large and small projects.	12": B 880 PLUS 10": 7 Series 8.5": 5 Series 7": 4 Series 7.5": B 530 6.3": B 335, 325, 214 6 5/8": 1008
SPM	See Sewing Speed (SPM)	
Start/Stop & Slide Speed Control	As an alternative to the traditional foot control, power the machine using the Start/Stop button and regulate the speed with the Slide Speed Control. B 880 PLUS, 7 Series, 5 Series, 4 Series , B 335, 325, 530	
Stitch Designer	Create your own stitches or edit existing stitch patterns, design 9mm & Sideways Motion Stitches. B 880 PLUS, 790 PLUS	
Stitch Length Maximum	Variable length provides a smooth transition from length to length; adjustable while sewing. 6.0 - B 880 PLUS, 790 PLUS, 770 QE, 740, 590, 570 QE, 535, 4 Series 5.0 - B 335, 325, 530, 215, 1008	
Stitch Width Maximum	Adjustable width accommodates various thread & fabric types; can adjust as you sew. 9 mm - B 880 PLUS, 790 PLUS, 770 QE, 740, 590, 570 QE, 480 5.5 mm - B 535, 475 QE, 435, 335, 325, 530, 215, 1008	
Swipe to Delete Editing	Swipe to delete stitches in combinations. B 880 PLUS, 790 PLUS, 770 QE, 740, 590, 570 QE, 535, 4 Series	
Tapering	Create & adjust stitch tapers before and after decorative stitches. B 880 PLUS, 790 PLUS	
Temporary Altered Stitch Memory	Remembers all your personalized stitch settings until the machine is turned off. B 880 PLUS, 790 PLUS, 770 QE, 740, 590, 570 QE, 535, 4 Series, 335, 325, 530, 215	
Threading System-Fully Automated Threading System	Thread the take-up lever and needle with the push of a button. B 880 PLUS	
Threading - Built-in Needle Threader	Thread the needle with ease. 7 Series, 5 Series, 4 Series, 335, 325, 530, 215	
Thread Cutter-Automatic	The upper and lower threads are cut automatically or at the touch of a button. B 880 PLUS, 7 Series, 5 Series, B 480, B 475 QE	
Thread Cutter-Manual	Manual thread cutters are located by bobbin winders, in bobbin area, left of needle. An additional thread cutter is to the right of the needle on the 4 and 5 series machines. B 880 PLUS, 7 Series, 4 Series, 335, 325, 530, 215, 1008	
Thread Cutter - Ability to Program	Program the Thread Cutter to perform two types of tie-offs when Thread Cutter is engaged. B 880 PLUS, 790 PLUS, 770 QE, 740, 590, 570 QE, 535, 480.	
Time Display/Alarm Clock	Time management at a glance; program alarm time & personal alarm message. B 880 PLUS ONLY	
Triple Stitch Function	Turn single stitched decorative patterns into triple stitched patterns for more emphasis B 880 PLUS, 790 PLUS (Stitch Designer) B 590, 570 QE	
USB Ports	Import/export stitches, embroidery motifs as well as perform firmware updates. 2 Ports - B 880 PLUS 1 Port - 7 Series (B 700 embroidery/update), 5 Series (B 500 embroidery/update), 480 1 Port -B 475 QE, 435, 530 for update only	

EMBROIDERY FEATURES AND BENEFITS GLOSSARY

Absolute Check	Check individual stitch locations for precise design placement. (Used in Edit mode and with a hoop attached.) See Virtual Positioning. B 880 PLUS, 7 Series, 5 Series
Adjust Stitch Density	See Stitch Density
Basic Embroidery Editing Features	Basic Embroidery Editing Features include such features as Move, Rotate, Resize, Mirror Image Left/Right, Mirror Image Up/Down, Duplicate, Combine Designs, and Word Art. B 770 QEE, 570 QEE, 535 (Word Art not available for the B 770 QEE)
Basting	Built-in basting feature lets you stitch your choice of basting stitches before embroidering: around your motif, the inner hoop, or none. B 880 PLUS, 7 Series, 5 Series
Change Thread Brand Change Thread Color	Convert the thread brand of any design into your preferred thread brand. The most popular thread brands are provided as options. B 880 PLUS, 7 Series, 5 Series
Check Box	Check traces a box around the design. (Used in Edit mode and with a hoop attached.) B 880 PLUS, 7 Series, 5 Series
Color Wheel	Quickly change motif colorway on-screen; new colors are assigned to the current thread library. B 880 PLUS, 790 PLUS, 700, 590, 500
Combine Designs and Lettering	Combine designs and lettering on-screen with Duplicate and the Add function easily and quickly. B 880 PLUS, 7 Series, 5 Series
DesignWorks Compatibility	Turn your BERNINA Embroidery Machine into a creative multi-media machine. Compatible with CutWork, PaintWork, CrystalWork Tools and DesignWorks Software. Optional Accessories. B 880 PLUS, 7 Series, 5 Series
Drag and Drop Editing	Drag and Drop on-screen editing allows for easy customization of embroidery motifs and lettering. B 880 PLUS, 7 Series, 5 Series
Duplicate, Add/Combine Designs and Lettering	Duplicate Embroidery Motifs; add/combine multiple Embroidery Motifs; and add/combine Lettering on-screen. B 880 PLUS, 7 Series, 5 Series
Embroidery Consultant	Tips for success for project with needle, thread & stabilizer recommendations. B 880 PLUS, 790 PLUS, 700, 590, 500
Embroidery Field without Re-positioning	Large embroidery fields reduce multiple hoopings on a project. The 5 Series can embroider 400mm x150mm through re-positioning the Mega Hoop. B 880 PLUS: 15.75" x 10.25" (400 mm x 260 mm) 7 Series: 15.75" x 8.3" (400 mm x 210 mm) 5 Series: 10.5" x 6.5" (265 mm x 165 mm)
Embroidery Speed	Embroidery speed measured in stitches per minute (SPM) help to complete project quickly. Activating the Rabbit option sets the machine for maximum speed. B 880 PLUS, 7 Series, 5 Series: 1000 SPM
Embroider Sewing Stitches	Import sewing stitches/stitch combinations into embroidery for stitching. B 880 PLUS, 790 PLUS, 590
Endless Embroidery	Fill the hoop vertically with motifs and line them up successfully going from hoop to hoop matching the stitched reference marks for the most precise placement for embroidered borders. B 880 PLUS, 790 PLUS, 700, 590, 500

EMBROIDERY FEATURES AND BENEFITS GLOSSARY

Free Arm Embroidery with All Hoops	Embroider tubular items such as sleeves and t-shirts with the free arm using all hoops. B 880 PLUS, 7 Series, 5 Series
Full Embroidery Editing Features	Full Embroidery Editing Features include all the Basic Embroidery Editing Features plus additional features, including Pinpoint Placement, Undo/Redo, Group/Ungroup, and Rearrange Stitching Order, Color Wheel, and Endless Embroidery. B 880 PLUS, 790 PLUS, 700, 590, 500
Group/Ungroup	Take apart designs and group motifs for more flexibility in editing. B 880 PLUS, 790 PLUS, 700, 590, 500
Invisible Secure	Securing stitches are sew in the direction of the design. B 880 PLUS, 7 Series, 5 Series
Jump Stitch Cutting Length	Programmable Jump Stitch Cutting lets you set the cutting length to eliminate trimming after the embroidery is finished. Set the cutting length (1-6mm) for optimum or preferred embroidery results. The shorter the programmed cut length, the more a design splits up when using the Ungroup tool. B 880 PLUS, 7 Series, 5 Series
Lights - Illumination	Bright LED lights brightly illuminate your workspace over the free arm and the needle area. The brightness is adjustable. 30 LED - B 880 PLUS, 7 Series (B 790 PLUS and B 770 QE also have lighting in the bobbin area) 16 LED Lights - B 590 12 LED Lights 570 QE, 535, 500
Multiple Formats	See Reads Multiple Formats
Pinpoint Placement	Align, rotate and/or resize a design to fit selected points on hooped project regardless of hooping accuracy. B 880 PLUS, 790 PLUS, 700, 590, 500
Position Recall	Returns to last embroidery position following embroidery interruption such as power outages. B 880 PLUS, 7 Series, 5 Series
Programmable Jump Stitch Cutting Length	See Jump Stitch Cutting Length
Read Multiple Formats	Reads popular embroidery formats: EXP, DST, PES, PEC, JEF, PCS, SEW, XXX B 880 PLUS, 7 Series, 5 Series
Rearrange	Change the stitch order of the design by moving the layers. B 880 PLUS, 790 PLUS, 700, 590, 500
Rescaling of Designs	Enlarge or reduce motifs proportionally and non-proportionally on-screen using the Multifunction knobs. Increasing/decreasing in a range of +/- 20% provides the best results. B 880 PLUS, 7 Series, 5 Series
Rotate, Move, and Mirror Image	Rotate, Move, and Mirror Image Embroidery Motifs for optimal placement on projects. B 880 PLUS, 7 Series, 5 Series
Shaping	Arrange motifs and stitches into geometric shapes. Motifs can be rotated & mirrored around the shape. B 880 PLUS ONLY
Single / Multi-Color	Stitch an entire motif in one color without stopping or as a multi-color design. B 880 PLUS, 7 Series, 5 Series

EMBROIDERY FEATURES AND BENEFITS GLOSSARY

Stitch Density	Adjust stitch density/pull compensation to complement specialty fabrics and other textile items. B 880 PLUS, 7 Series, 5 Series
Smart Secure	Missing tie-on / off stitches are added. B 880 PLUS, 7 Series, 5 Series
Thread Away Mode	Pulls the cut thread tails to the underside for clean embroidery results. Subject to design properties. B 880 PLUS, 7 Series, 590, 570 QEE, 500
Thread Up Command	Bring the thread tails to the top of the hoop to avoid tangled threads for quilted & lace designs. B 880 PLUS, 7 Series, 5 Series
Threading System-Fully Automated Threading System	Thread the take-up lever and needle with the push of a button. B 880 PLUS
Threading - Built-in Needle Threader	7 Series, 5 Series
Toggle between Inches/mm	View the motif size and hoop size in either inches or millimeters. B 880 PLUS, 7 Series, 5 Series
Undo/Redo	Explore creative options without fear—use undo/redo to restore original with multiple undo/redos. B 880 PLUS, 790 PLUS, 700, 590, 500
USB Connection	Enjoy rapid and direct connectivity for design transfer and updates. 2 Ports - B 880 PLUS 1 Port - 7 Series, 5 Series
View	View Stitch-out Time, Thread Colors, Size, Stitches. All important information is at your fingertips! B 880 PLUS, 7 Series, 5 Series
Virtual Positioning	Check individual stitch locations for precise design placement. (Used in Edit mode and with a hoop attached.) See Absolute Check.
Word Art	Change straight lettering baselines to curved and alter the letter spacing (kerning) for perfect results. B 880 PLUS, 790 PLUS, 700, 5 Series

