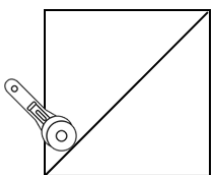
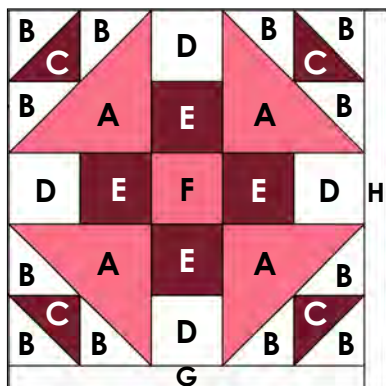


Cutting

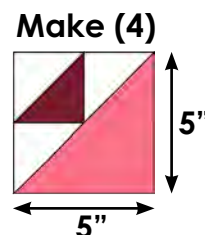
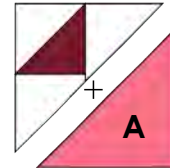
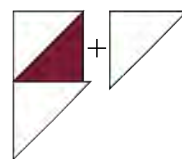
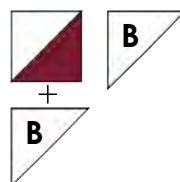
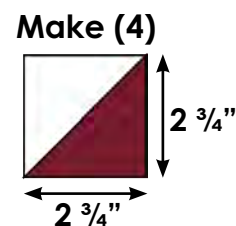
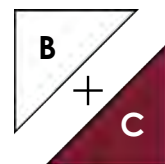


Cut Square Once
Diagonally

A	(2) 5 3/8" squares; cut each square once diagonally to make (4) A triangles. <i>Grunge #30150 377</i>
B	(6) 3 1/8" squares; cut each square once diagonally to make (12) B triangles. <i>Grunge #30150 101</i>
C	(2) 3 1/8" squares; cut each square once diagonally to make (4) C triangles. <i>Grunge #30150 82</i>
D	(4) 2 3/4" squares. <i>Grunge #30150 101</i>
E	(4) 2 3/4" squares. <i>Grunge #30150 82</i>
F	(1) 2 3/4" square. <i>Grunge #30150 377</i>
G	(1) 1 1/4" x 11 3/4" rectangle. <i>Grunge #30150 101</i>
H	(1) 1 1/4" x 12 1/2" rectangle. <i>Grunge #30150 101</i>

Assembly

1. Begin HST unit assembly by placing (1) B triangle and (1) C triangle right sides together and edges aligned.
2. Sew along the longest edge using a 1/4" seam.
3. Trim HST unit to measure 2 3/4" x 2 3/4" unfinished. Press toward the dark fabric.
4. Repeat to make (4) identical HST units.
5. Lay out (1) HST unit, (2) B triangles and (1) A triangle as shown in the diagram.
6. Sew both B triangles to the HST unit. Press toward both B triangles.
7. Sew the longest edge of the A triangle to the unit created in Step 6. Press toward the A triangle.
8. Repeat to make (4) identical block corner units. Trim block corner units to measure 5" x 5" unfinished.

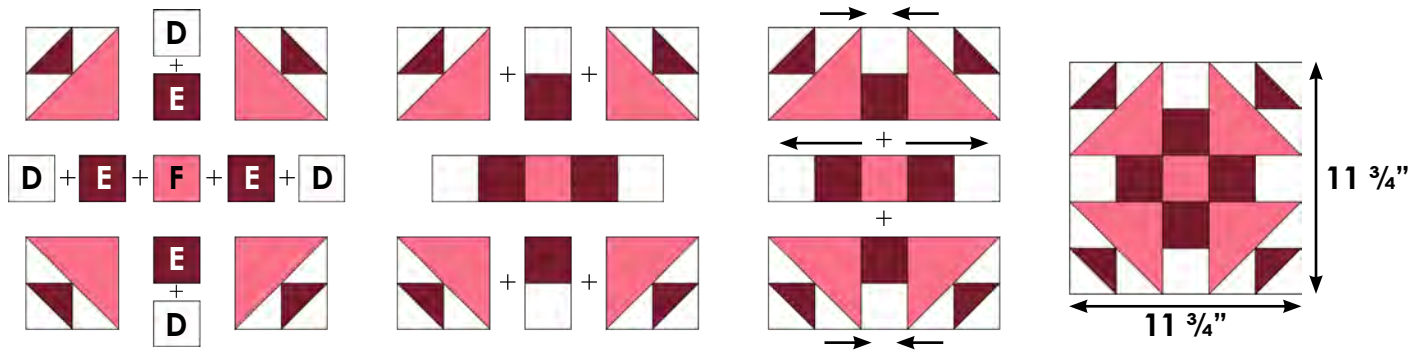




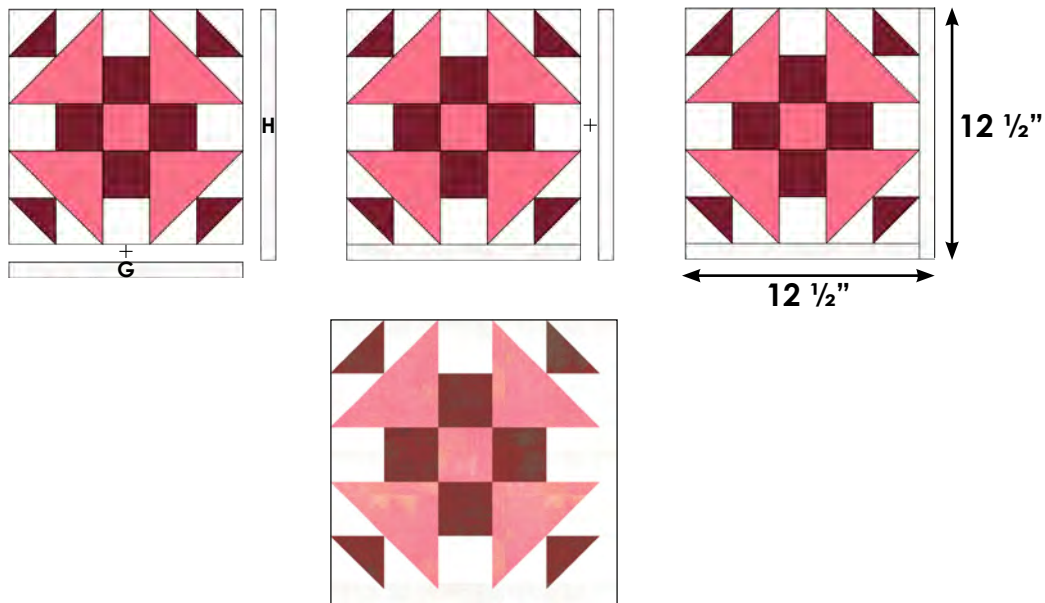
Block 3

Monkeying Around

- Lay out (4) block corner units, (4) D squares, (4) E squares and (1) F square as shown. Sew together in (3) horizontal rows. Arrows indicate pressing instructions. Diagrams show the block in all stages of assembly.
- Sew the horizontal rows together. Block should measure $11 \frac{3}{4}$ " x $11 \frac{3}{4}$ " unfinished at this step.



- Continue block assembly by sewing (1) G rectangle to the bottom of the block, press toward the rectangle.
- Complete block assembly by sewing (1) H rectangle to the right side of the block, press toward the rectangle. Completed block should measure $12 \frac{1}{2}$ " x $12 \frac{1}{2}$ " unfinished.



Be sure to share your block and progress online!

#ModaStitchPink

