

# MODA BLOCKHEADS BLOCK-OF-THE-WEEK 2017

Block #13 - Bowtie Quartet by Lynne Hagmeier

TRADITIONAL PIECING OPTION BY KTQ

#modablockheads

- (1) LIGHT - A - (8) 2" sq.  
(4) DARKS - B - (2) 2" sq. each  
          C - (2) 1" sq. each

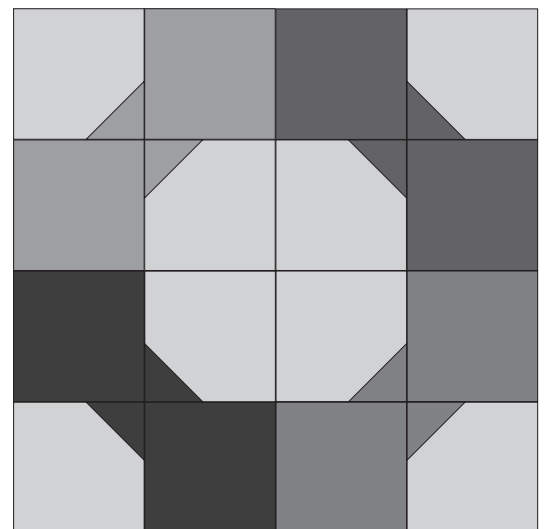
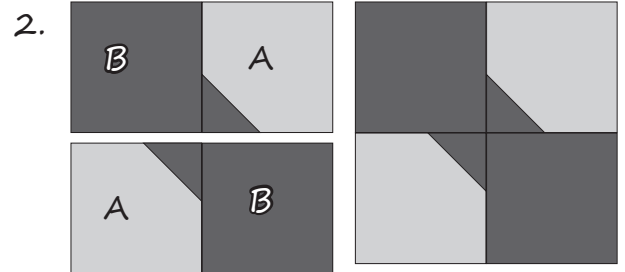
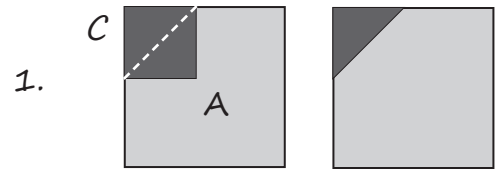
## ASSEMBLY

1. Position a C-dark sq. on one corner of an A-light square, right sides together; pin. Draw a line diagonally across C-square, as shown. Stitch diagonally across C on drawn line. Press toward corner; trim inner triangle C. Make (2) matching A/C-squares for each dark 4-patch.

2. Piece (4) Bowties with (2) A/C-squares and (2) matching B-dark squares; press toward dark. Bowties measure 3 1/2" square each.

3. Sew (4) Bowtie blocks together as a 4-patch, as shown.

Make (1) Bowtie Quartet block that measures 6 1/2" square.



# FrontPorchQuiltShop.com