

MODA BLOCKHEADS BLOCK-OF-THE-WEEK 2017

#modablockheads

Block #4 - Bee Skep by Jan Patek

STRIP-PIECED APPLIQUE OPTION BY KTQ, LYNNE HAGMEIER

KT STRIP-PIECED APPLIQUE

ASSORTED GOLDS - (10) 1 1/2" x 5"

LIGHT - applique foundation - 6" sq.

TAN - background - 7" sq.

BLACK - bee skep opening - 1 1/4" sq.

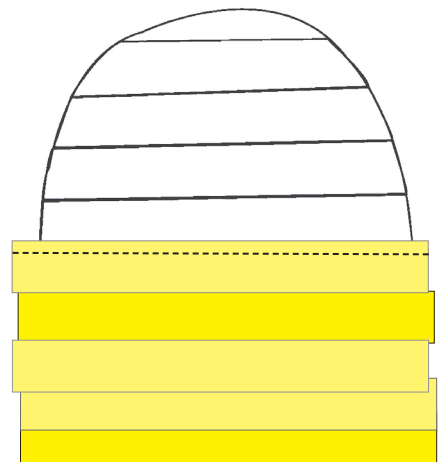
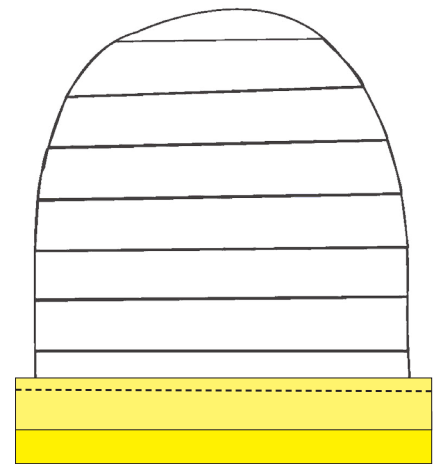
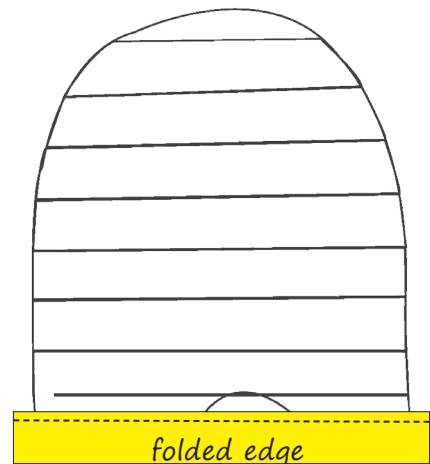
BROWN - bee skep stand - 1 1/2" x 5"

FUSIBLE WEB

COTTON THREAD - gold, brown, black

ASSEMBLY

1. Draw the outline of Jan's Bee Skep from the original pattern onto muslin or light colored fabric. Cut around drawn lines leaving at least 1/4".
2. Fold and press 10 gold strips in half widthwise to equal 3/4" x 5" each. Position folded edge of first strip on bottom line of bee skep. Stitch 1/4" from cut edges of strip thru foundation.
3. Continue layering strips onto foundation with cut edges of strips about 1/4" above bee skep lines. Cover bee skep with (10) strips of gold fabric.
4. Cut out bee skep shape on drawn lines.
5. Trace bee skep opening and stand onto fusible web. Fuse bee skep opening to black fabric and bee skep stand to brown fabric. Cut on drawn lines; remove paper backing.
6. Position bee skep, stand and opening on tan background square; fuse/pin in place. Blanketstitch with matching cotton thread around applique motifs. Trim background to 6 1/2" square.



FrontPorchQuiltShop.com