


moda
2017 BLOCK-OF-THE-WEEK



BLOCK
HEADS

Block 46: Cat and Dog - Jan Patek

Please feel free to use your preferred method of applique. Note: Templates do not include ¼" seam allowance.

Fabrics are listed in order of use:

- (1) rectangle, 2 ¾" x 4 ½" (CAT)
- (1) rectangle, 3 ¼" x 4 ¾" (DOG)
- (1) square, 7" x 7" (BACKGROUND)

Freezer Paper-Needleturn Appliqué*

Note: Please read through instructions thoroughly before beginning.

1. Using pattern on Page 2, trace each of your templates onto the matte-side of the freezer paper and cut out.
2. Center freezer paper templates, matte-side facing up, onto the RIGHT side of the fabric; press in place.
3. Adding ¼" seam allowance, cut freezer paper templates from fabric.
4. Trace around the outside edge of the freezer paper templates onto the fabric with a colored pencil or chalk; this will assist with needleturn appliqué. Tip: Use a sandpaper board underneath for stability as you trace around the template shape.
5. Peel off freezer paper.
6. Fold the 7" x 7" square backing fabric in half by matching top and bottom edges; finger press. Open fabric square and then fold in half again by matching side edges; finger press.
7. Working with one shape at a time, center and place shape onto the background fabric. Pin, glue, or baste in place and then needleturn appliqué to the background fabric. Continue this process with all shapes until finished. *Note: See link, below, for Jan's instructions on how to appliqué animal ears, tails, legs, etc.*

Embroidery Instructions

8. Embroider cat whiskers using 2 strands of cotton floss.

Finish

9. Gently press finished appliqué block.
10. Center block and trim to 6 ½" x 6 ½".

*Learn to **Appliqué Like a Pro** by subscribing to Jan's tutorials for freezer paper and needleturn appliqué on YouTube:
<http://www.youtube.com/user/janpatekquilts>
Jan shows you how to appliqué animals. Visit:
<https://www.youtube.com/watch?v=wcGIYOafmiY>

FrontPorchQuiltShop.com

moda

2017 Block Heads Participating Designers

Lynne Hagmeier of Kansas Troubles
<http://kansastroublesquilters-lynn.blogspot.com/>

Betsy Chutchian
<http://betsysbestquiltsandmore.blogspot.com/>

Jo Morton
http://jomortonquilts.com/jos_journal/

Jan Patek
<http://janpatek.blogspot.com/>

Lisa Bongean
<http://lisabongean.com/>

Carrie Nelson
<http://blog.modafabrics.com>


Share your blocks on social media #modablockheads

moda

MODAFABRICS.COM

#showmethemoda


moda
2017 BLOCK-OF-THE-WEEK



**BLOCK
HEADS**

Block 46: Cat and Dog - Jan Patek

Please feel free to use your preferred method of applique. Note: Templates do not include 1/4" seam allowance.



FrontPorchQuiltShop.com

moda 2017 Block Heads Participating Designers

Lynne Hagmeier of Kansas Troubles

<http://kansastroublesquilters-lynnne.blogspot.com/>

Betsy Chutchian

<http://betsysbestquiltssandmore.blogspot.com/>

Jo Morton

http://jomortonquilts.com/jos_journal/

Jan Patek

<http://janpatek.blogspot.com/>

Lisa Bongean

<http://lisabongean.com/>

Carrie Nelson

<http://blog.modafabrics.com>

Share your blocks on social media #modablockheads

moda

MODAFABRICS.COM

#showmethemoda