

**Block 32: Dutchman's Puzzle - Betsy Chutchian**

Use (1) light and (1) dark fabric. Fabrics are listed in order of use.

- A - (16) squares, 2" x 2" (LIGHT)  
B - (8) rectangles, 2" x 3 1/2" (DARK)




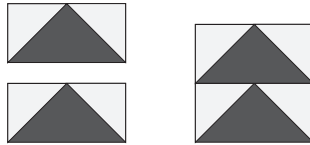
3. Lay out units, as shown. Sew into rows; press each row in opposite direction. Sew rows together (press open) to create the Dutchman's Puzzle block measuring 6 1/2" square.

**Assembly**

1. Layer (1) A square on one end of (1) B rectangle; pin in place. Stitch diagonally across A square. Trim to a 1/4" seam allowance and press toward B. Repeat for opposite end of B, as shown. Make (8) Flying Geese units.



2. Pin and sew together (2) Flying Geese units from Step 1; press toward top unit. Make (4) units.



FrontPorchQuiltShop.com

*moda* 2017 Block Heads Participating Designers

- |  |  |  |
|--|--|--|
| Lynne Hagmeier of Kansas Troubles<br><a href="http://kansastroublesquilters-lynnie.blogspot.com/">http://kansastroublesquilters-lynnie.blogspot.com/</a> | Betsy Chutchian<br><a href="http://betsysbestquiltssandmore.blogspot.com/">http://betsysbestquiltssandmore.blogspot.com/</a> | Jo Morton<br><a href="http://jomortonquilts.com/jos_journal/">http://jomortonquilts.com/jos_journal/</a> |
| Jan Patek<br><a href="http://www.janpatekquilts.com/">http://www.janpatekquilts.com/</a>   | Lisa Bongean<br><a href="http://lisabongean.com/">http://lisabongean.com/</a>  | Carrie Nelson<br><a href="http://blog.modafabrics.com">http://blog.modafabrics.com</a>                   |

**Share your blocks on social media #modablockheads**