

Block 30: Four-Patch Dash - Carrie Nelson


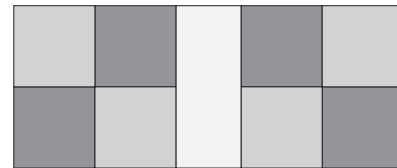
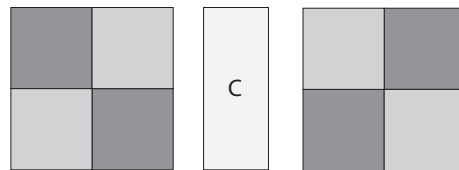
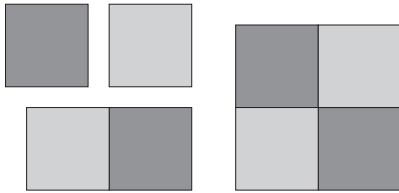
Use (2) medium, (1) light and (1) dark fabrics. Fabrics are listed in order of use.

- A - (8) squares, 1 3/4" x 1 3/4" (MEDIUM #1)
 B - (8) squares, 1 3/4" x 1 3/4" (MEDIUM #2)
 C - (4) rectangles, 1 1/2" x 3" (LIGHT)
 D - (1) square, 1 1/2" x 1 1/2" (DARK)

2. Lay out Four-Patch units, C rectangles, and D square. Sew into rows; press toward Four-Patch units in the first and third rows and press toward D square in the second row. Sew rows together (press toward Row 1 and Row 3) to create the Four-Patch Dash block measuring 6 1/2" square.

Assembly

1. Sew (2) A squares to (2) B squares, as shown; press toward A. Join the two strips and press seam to one side. Make (4) Four-Patch units.



FrontPorchQuiltShop.com

moda 2017 Block Heads Participating Designers

Lynne Hagmeier of Kansas Troubles

<http://kansastroublesquilters-lynn.blogspot.com/>

Jan Patek

<http://www.janpatekquilts.com/>

Betsy Chutchian

<http://betsysbestquiltsandmore.blogspot.com/>

Lisa Bongean

<http://lisabongean.com/>

Jo Morton

http://jomortonquilts.com/jos_journal/

Carrie Nelson

<http://blog.modafabrics.com>

Share your blocks on social media #modablockheads

moda

MODAFABRICS.COM

#showmethemoda