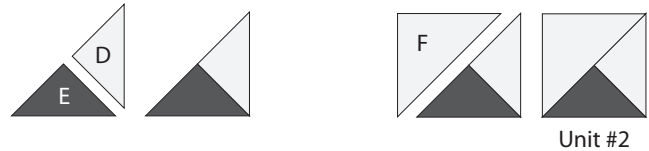


Block 2: Aunt Dinah - Betsy Chutchian

Use (1) light and (1) dark fabric. Fabrics are listed in order of use.

- A - (4) squares, $1 \frac{7}{8}$ " x $1 \frac{7}{8}$ " □ (LIGHT)
- B - (4) squares, $1 \frac{1}{2}$ " x $1 \frac{1}{2}$ " (DARK)
- C - (2) squares, $2 \frac{7}{8}$ " x $2 \frac{7}{8}$ " □ (DARK)
- D - (1) square, $3 \frac{1}{4}$ " x $3 \frac{1}{4}$ " ⊠ (LIGHT)
- E - (1) square, $3 \frac{1}{4}$ " x $3 \frac{1}{4}$ " ⊠ (DARK)
- F - (2) squares, $2 \frac{7}{8}$ " x $2 \frac{7}{8}$ " □ (LIGHT)
- G - (1) square, $2 \frac{1}{2}$ " x $2 \frac{1}{2}$ " (LIGHT)
- = cut once diagonally from corner to corner
- ⊠ = cut twice diagonally from corner to corner


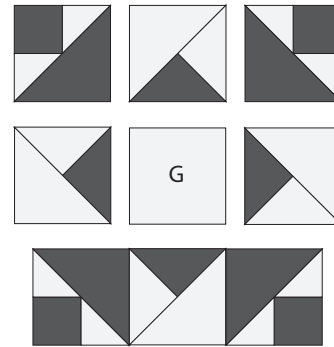
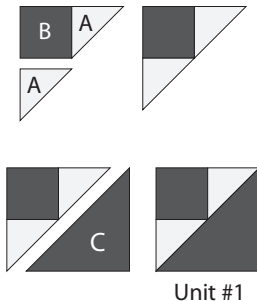
2. Sew (1) D triangle to (1) E triangle; press toward E. Sew D/E triangle to (1) F triangle; press toward D/E. Make (4) Unit #2.



3. Lay out Unit #1's, Unit #2's, and G square, as shown. Sew into rows; press rows in opposite directions. Sew rows together (press seam open) to create the Aunt Dinah block measuring $6 \frac{1}{2}$ " square.

Assembly

1. Sew (2) A triangles to sides of (1) B square for pieced triangle; press toward B. Sew pieced triangle to (1) C triangle; press toward C. Make (4) Unit #1.



FrontPorchQuiltShop.com

moda 2017 Block Heads Participating Designers

- | | | |
|----------------------------------------------------------------------------------------------------------------------------------------------------------|----------------------------------------------------------------------------------------------------------------------------|----------------------------------------------------------------------------------------------------------|
| Lynne Hagmeier of Kansas Troubles http://kansastroublesquilters-lynnne.blogspot.com/ | Betsy Chutchian http://betsysbestquiltsandmore.blogspot.com/ | Jo Morton http://jomortonquilts.com/jos_journal/ |
| Jan Patek http://www.janpatekquilts.com/ | Lisa Bongean http://lisabongean.com/ | Carrie Nelson http://blog.modafabrics.com |

Share your blocks on social media #modablockheads