


*moda*  
2017 BLOCK-OF-THE-WEEK



Block 25: Twice the Friendship - Kansas Troubles Quilters, Lynne Hagmeier, Designer  
Use (1) light, (1) medium, and (1) dark fabrics. Fabrics are listed in order of use.

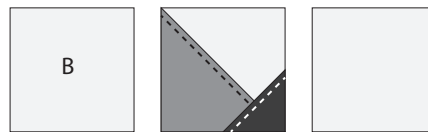
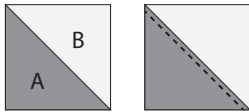
KT Layered Patchwork

- A - (9) squares, 2 1/2" x 2 1/2" (LIGHT)
- B - (2) squares, 2 1/2" x 2 1/2" □ (MEDIUM)
- C - (4) squares, 1 1/2" x 1 1/2" □ (DARK)
- = cut once diagonally, corner to corner

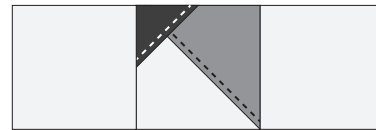

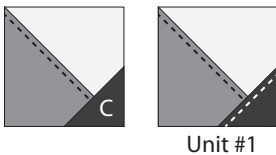
4. Lay out Unit #1's, Unit #2, and B squares. Sew into rows; press all rows toward Unit #1's. Sew rows together (press open) to create the Twice the Friendship block measuring 6 1/2" square.

Assembly

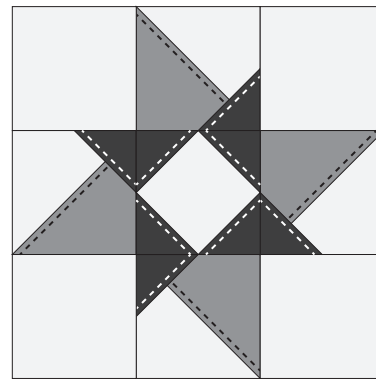
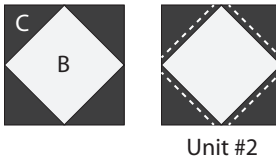
1. Layer (1) A triangle on (1) B square, right sides up and aligning corners, as shown; glue in place. Topstitch 1/8" from bias edge of A triangle with coordinating cotton thread. Make (4) units.



2. Layer (1) C triangle on unit from Step 1 with right sides up and aligning corners; glue in place. Topstitch 1/8" from bias edge of C triangle with coordinating thread. Make (4) Unit #1.



3. Layer (4) C triangles on (1) B square, aligning corners, gluing in place, and top stitching 1/8" from bias edges, as shown. Make (1) Unit #2.



FrontPorchQuiltShop.com

*moda* 2017 Block Heads Participating Designers

- |  |  |  |
|--|--|--|
| Lynne Hagmeier of Kansas Troubles<br><a href="http://kansastroublesquilters-lynn.blogspot.com/">http://kansastroublesquilters-lynn.blogspot.com/</a> | Betsy Chutchian<br><a href="http://betsysbestquiltsandmore.blogspot.com/">http://betsysbestquiltsandmore.blogspot.com/</a> | Jo Morton<br><a href="http://jomortonquilts.com/jos_journal/">http://jomortonquilts.com/jos_journal/</a> |
| Jan Patek<br><a href="http://www.janpatekquilts.com/">http://www.janpatekquilts.com/</a>   | Lisa Bongean<br><a href="http://lisabongean.com/">http://lisabongean.com/</a>  | Carrie Nelson<br><a href="http://blog.modafabrics.com">http://blog.modafabrics.com</a>                   |

Share your blocks on social media #modablockheads

