
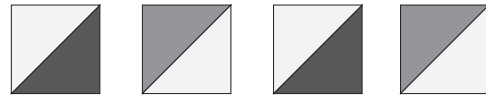


Block 17: Trail of Tears - Lisa Bongean

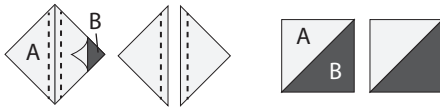
Use (1) light, (1) dark, and (1) medium fabric. Fabrics are listed in order of use.

- A - (8) squares, 2 3/8" x 2 3/8" (LIGHT)
- B - (4) squares, 2 3/8" x 2 3/8" (DARK)
- C - (4) squares, 2 3/8" x 2 3/8" (MEDIUM)



Assembly

1. Draw a diagonal line, corner to corner, on the wrong side of (1) A square and place on (1) B square, right sides together; pin in place. Stitch a 1/4" seam allowance on each side of drawn line. Cut in half and press toward B. Make (8) A/B pieced squares.




2. Repeat Step 1 using (4) C squares and remaining (4) A squares. Make (8) C/A pieced squares.



3. Lay out A/B and C/A pieced squares, as shown. Sew into rows; press each row in opposite direction. Sew rows together (press open) to create the Trail of Tears block measuring 6 1/2" square.

FrontPorchQuiltShop.com
218-547-1122



moda 2017 Block Heads Participating Designers

- | | | |
|--|--|--|
| Lynne Hagmeier of Kansas Troubles
http://kansastroublesquilters-lynnne.blogspot.com/ | Betsy Chutchian
http://betsysbestquiltssandmore.blogspot.com/ | Jo Morton
http://jomortonquilts.com/jos_journal/ |
| Jan Patek
http://www.janpatekquilts.com/ | Lisa Bongean
http://lisabongean.com/ | Carrie Nelson
http://blog.modafabrics.com |

Share your blocks on social media #modablockheads