moda 2017 Block-of-the-Week

Block Heads

Block 12: Puzzled - Carrie Nelson

Use (1) light, (2) dark, and (1) medium fabrics. Fabrics are listed in order of use.

A - (4) squares, 2 ⅜" x 2 ⅜" (LIGHT)
B - (2) squares, 2 ⅜" x 2 ⅜" (DARK #1)
C - (2) squares, 2 ⅜" x 2 ⅜" (DARK #2)
D - (4) squares, 2" x 2" (LIGHT)
E - (4) rectangles, 2" x 3 ½" (DARK)
F - (4) squares, 2" x 2" (MEDIUM)

Assembly

1. Draw a diagonal line, corner to corner, on the wrong side of (1) A square and place on (1) B square, right sides together; pin in place. Stitch a ¼" seam allowance on each side of drawn line. Cut in half and press pieced squares toward B. Make (4) A/B pieced squares.

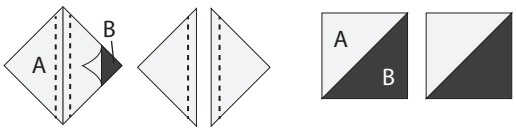

2. Repeat Step 1 using remaining (2) A squares and (2) C squares. Make (4) A/C pieced squares.

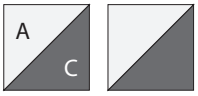

3. Sew (1) A/B pieced square from Step 1 to (1) A/C pieced square from Step 2; press toward A/B. Make (4) Unit #1.

Unit #1

4. Layer (1) D square on one end of (1) E rectangle, right sides together; pin in place. Stitch diagonally across D square. Trim corner to a ¼" seam allowance and press toward E. Repeat for opposite end of E with an F square, as shown. Make (4) Unit #2.

Unit #2

4. Sew (1) Unit #1 and (1) Unit #2 together and press seam open. Make (4). Sew into rows; press each row in opposite direction. Sew rows together (press open) to create the Puzzled block measuring 6 ½" square.

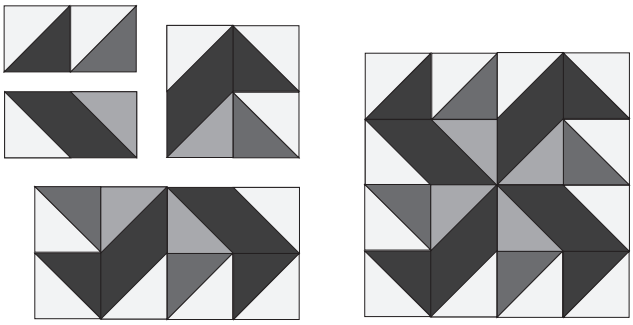

FrontPorchQuiltShop.com

moda **2017 Block Heads Participating Designers**

Lynne Hagmeier of Kansas Troubles
http://kansastroublesquilters-lynne.blogspot.com/

Betsy Chutchian
http://betsysbestquiltsandmore.blogspot.com/

Jo Morton
http://jomortonquilts.com/jos_journal/

Jan Patek
http://www.janpatekquilts.com/

Lisa Bongean
http://lisabongean.com/

Carrie Nelson
http://blog.modafabrics.com

Share your blocks on social media #modablockheads