

The Dancing Bobbin invites you to a...

Patriotic Star Block Swap

Have you collected some patriotic fabrics? Have you always wanted to make a patriotic quilt for yourself or one to give as a Quilt of Valor? Join in our Block Swap!

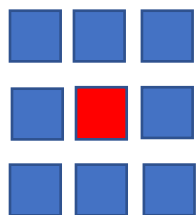

Details:

- Block pattern is NO Point – STARS by Cluck Cluck Sew. This pattern showcases using three coordinating fabrics per block and star points that can't get cut off! A free pattern can be found at <http://cluckclucksew.com/wp-content/uploads/2017/12/No-Point-Stars-Free-Pattern.pdf>.
- Come take a peek at the shop sample for block inspiration.
- Swap blocks in multiples of **six** (6, 12, 18, 24, 30 etc). 30 blocks make a Throw size quilt 52 ½" x 63".
- Bring blocks to The Dancing Bobbin by **Saturday, May 2, 2020**. You don't need to wait until the deadline, fill some of these winter days with busting your stash and finding some new fun fabrics.
- Pick up your "swapped" set of blocks the week of May 5th.
- Plan to attend the next Sew-N-Tell event with your finished top or quilt ☺.
- This is an in-store swap. We are not returning blocks by mail. You are welcome to mail blocks to us, but someone will need to pick up the blocks in person.
- ****Consider donating one extra block to the Dancing Bobbin Team. We will be making a quilt top to donate to an organization that provides quilts to veterans. (Label the one for donation in your bag).**


Block Details:

- Each block you swap can be identical or all different.
- Traditional patriotic red, white and blue colors. Blues in navy, royal, sky etc. Reds in true bright or dark reds – not pink. If you want to deviate to other shades – use those in the blocks you keep for yourself. Subtle shades of grey, white, white on white, low volume prints with white backgrounds with patriotic colors in the print are fine. Stick to white rather than cream. No black as a main color. No Solids.
- **Quilt Shop quality fabric only** for swapped blocks.
- Do not trim your blocks before bringing to the shop.
- Blocks should measure between 10 ¾" – 11" square. Undersized blocks will be returned to you.
- Use a scant ¼" seam.
- Bring blocks in a 1 ½ gallon size Ziploc bag with your name and phone number labeled on the outside and the number of blocks you are submitting for the swap.
- Basic block requirements: Three different fabrics to make -
 - Eight 4" squares for background of star
 - One 4" square for center of star
 - Eight 3" squares for the star points

Sample
block
diagram
color placement
not specific



Nine 4"
squares –
Eight
background
fabric and
one center
fabric



Eight 3"
squares of
same fabric