

# Continental M7 Professional



## Features and Benefits

**JANOME**  
Reliability by Design





## Ample Work Area and Ergonomic Design

The seamless, heavy-duty, powder-coated, all metal flatbed offers an uninterrupted, large sewing area with 13.5 inches (343mm) to the right of the needle. With a 5.51 inch (140mm) workspace height and 3.15" of space above the needle plate you'll complete any sewing project with ease.



## AcuFeed Flex™ Plus

Our AcuFeed™ Layered Fabric Feeding System has long been legendary in the sewing and quilting world for its amazing precision and power. We've taken it to the next level with the AcuFeed™ Flex Plus. The system is still removable but, adding and removing it from the machine has become more advanced - simply touch the AcuFeed icon on your screen to engage or disengage the foot. This ensures that the AcuFeed Flex foot is attached correctly and prevents it from becoming dis-engaged prematurely. AcuFeed™ Flex comes in three useful options. The two-pronged AcuFeed™ feet advance fabric flawlessly from the top and bottom. Use this system for quilting, seaming, and traditional sewing. Our special one-pronged AcuFeed™ feet give precise control for more detailed work, like installing zippers and matching seams. And, our HP2 AcuFeed Flex foot is designed to work with our HP plate, for the highest level of stitch results.



## SFS-i, Intelligent Feed System

The new SFS-i, intelligent feeding system is designed to keep the feed dogs down and out of the way, so that you can easily position your fabric where you want it to be. As soon as you start sewing, the feed dogs come up and perfectly grab the fabric.

## Advanced LCD Touchscreen



The advanced touchscreen shows all of the information you need to sew with ease. Select new stitches and memorize your favorites for quick access. The expanded Sewing Applications feature

gives you guidance for perfecting a variety of sewing tasks, including those that use optional accessories. With Memorized Quilt Seaming, the machine remembers the length of your seam, so you can cruise through stitching a large number of the same size blocks.

## Bobbin Winder Plate with Cutter

The new bobbin winder plate has five cutting blades. Faster and smoother winding, easy thread cutting, and your bobbin is ready to go!



## Auto Presser Foot Lift


The auto presser foot lift automatically lifts the presser foot after a thread cut - when the thread snip button is pressed, or after a programmed thread cut at the end of a row of decorative stitches - allowing you to keep your hands on your project at all times. It can also be set to raise at the end of any seam, with the needle in the down position for easy pivoting. This great feature simplifies the sewing process - you have less manual steps to save time and increase efficiency.



## 9mm Zig Zag

That's right - you can create 9mm wide stitches on the Continental M7! The extra width makes all of your decorative stitches bolder, brighter, and more distinct. Wider, more distinct stitches allow you to fill more area with stitching, quicker - saving you valuable time while sewing.

## Variable Zig Zag™



Advanced tools give advanced abilities for creative expression. The Continental M7 includes a great tool for creativity: Variable Zig Zag™. This feature

enables precision control over the stitch width via the knee lift! Thread painters will rejoice at the ease of control of the stitch width. Begin with a straight stitch, then while the machine is still running, press against the knee lifter to widen your stitch to a 9mm zigzag. Release pressure to gradually return to a straight stitch for a tapered finish. Don't want a 9mm stitch? You can easily control the maximum width of the stitch setting in the machine's set mode. This advanced control opens up amazing new possibilities for creative expression with free motion quilting, thread painting, raw edge appliqué, free motion monogramming, and more.

## Stitch Composer™



The unique Stitch Composer™ program gives you the ability to create your own stitch patterns from scratch! The program is easy to use, and transferring stitches to your machine is easy using the built-in USB port.

## Stitch Tapering Function



Create original designs for borders and decorative effects with the Stitch Tapering Function. This distinctive feature allows you to adjust stitches at a 30, 45, 90, and 120 angle to combine and edit built-in stitches.

Apply this specialized technique through 41 stitches with the Tapering function.

## Computerized One Touch Needleplate Converter



Using the right tools at the right time is important in sewing. When using lightweight fabrics, or piecing quilts, a straight stitch needle plate makes all the difference. Our Computerized One Touch Plate Converter allows you to easily switch and use the perfect plate for your project. Simply push the on-screen button to release the plate and place a new one in place. The M7 will automatically retract the new plate into place using a patented magnetic system. No screwdrivers necessary! The M7 comes with three standard needle plates: zigzag, straight stitch and HP.

## Professional Grade Needleplate, HP foot & HP2 foot



Utilize this narrow gauge industrial type feet for curves and precise topstitching. They provide great ease of control and superior visibility. Sized perfectly for creating 1/4" seams, achieve accurate stitches and perfect starts on any type of fabric.

## Help is Just an App Away

Need a little inspiration to spark your imagination and get the most out of all of those sewing machine features? AcuSpark is just a scan away! Our new, exclusive Janome app will provide you with tutorials, how-to videos and more by simply using your smart phone or tablet to scan the QR code on the screen. No matter what application you are working on, help is just a scan away.



## Foot Control and Thread Cutter Switch

The Continental M7 features an extra-large foot control for greater stability and surface area when sewing. An optional Thread Cutter Pedal is also available, which allows you to snip your threads with your foot, so you don't have to remove your hands from your fabric. Both can be mounted on the included plate for easy access.

## Memorized Stitch Combinations



Customize, resize, combine and save the 400 built-in stitches on the Continental M7. The large LCD touchscreen makes it easy to edit, and you can make combinations up to 100 stitches long. Store the stitches in the built-in memory banks, or on a USB drive right from the machine.

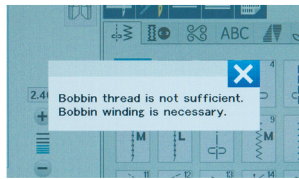
## Easy Threading Bobbin Case and Cover

The specially designed bobbin case and cover mean there's no need to pull long thread tails up and through when you first thread the machine. Slip the bobbin thread in the cover plate guide; the built in cutting blades trim the tail to the correct length for a super-clean start to your stitching line. After the initial threading, the auto-thread cutter takes care of trimming and re-setting the tails each time.




## Optical Bobbin Sensor

For everyone who has sewn a long seam, only to find that your bobbin thread ran out after the first few inches, our advanced Optical Bobbin Monitoring System is for you. Janome technology allows the M7 to constantly watch your bobbin thread supply while sewing, so that you will receive a warning as soon as the bobbin thread gets low, not when it's too late at the end of your seam.



## Superior Needle Threader



Threading couldn't be easier! Set your thread, push the lever, release and sew! This time saving feature allows you to get sewing faster. Its advanced design feeds the thread through the eye of the needle with precise accuracy every time.

## Automatic, 1-step Buttonhole

A button is placed into the gauge of a special foot for buttonhole formation. The foot works with a sensor on the machine to create a perfectly-sized buttonhole. This creates quick, easy buttonholes of an accurate size for the button of choice. 12 built-in buttonholes including a 9mm wide style.

## 91 Needle Positions

The Continental M7 offers an unbelievable 91 needle positions. This allows for more detail in decorative stitches, and incredible fine adjustments in all stitch creation. And with 9mm stitch width, this sort of bold detail can be easily appreciated.



## Seeing is Believing!

The Continental M7 features ultra-bright LED light – right where you need it most, so you can see your stitches with clarity, and needle threading is a breeze.

## Independent Bobbin Winding Motor

With an independent bobbin motor, there is no need to stop your sewing. Set up your bobbin, push the Bobbin Winding button and keep sewing your seams while the machine simultaneously winds your bobbin.

## High Speed and Powerful Sewing



The Continental M7 stitches at an incredible 1,300 stitches per minute. That's the fastest drop-in bobbin machine available on the market today. Janome

engineering has allowed this fantastic speed without compromising stitch quality or precision. In addition, because of this newly redesigned motor, the M7 provides you with powerful penetration and needle force, allowing you to easily tackle heavyweight home dec fabrics like canvas in order to make your decorating dreams come to fruition.



## Free Motion Quilting



Finishing your projects from start to finish is a feeling that can't be matched – especially when your project is a quilt! The Continental M7 makes free motion quilting easier than ever. Customize the foot height for your project and preference – set

it high for a lofty quilt with lots of batting, or low if you like a little drag on your stitches. You can even memorize your setting to use later.

## Ruler Quilting

Expand your quilting options and take advantage of the wide array of precision templates on the market for ruler-guided quilting. Engage the Ruler Work mode in Sewing Applications and use the Ruler Work foot (QR) to safely follow along the guiding edge of precision cut templates. Achieve beautiful and consistent quilting results previously only available to longarm quilters.



## Improved Ergonomic Knee Lift

The knee lift has been designed to make it ergonomic and adjustable to accommodate sewists of most any size or height. You can now sit directly in front of the needle with the knee lift perfectly positioned for free-motion quilting, variable zig zag, or general sewing.

## More Stitches, More Accessories!

You'll find 400 built-in stitches, including 12 different styles of buttonholes (and with Stitch Composer your stitch count is infinite). Eight fonts provide variety for decorative stitch monogramming. The machine includes 25 standard feet and accessories.



## Easy Convenience Features

### Automatic Thread Cutter

Thread is cut at the push of a button. Button is located right at your fingertips - no reaching for scissors. Leaves very short thread tails, saving thread.



### Easy Reverse Button

Reverse button allows you to easily back stitch for locking seams. This conveniently located button can also be used to stop a stitch pattern before completion.



### Locking Stitch Button

Ties off the end of the thread, no need to back stitch to lock a seam. Ideal for securing seams on delicate fabrics, or when using decorative stitches.



### Auto Needle Down

The needle stops in the down position for easy pivoting on corners and for seamless free motion embroidery. Press to raise the needle to the up position for easy fabric removal.



### Speed Control Slider

Set the speed for comfortable sewing. This slider allows you to set the top speed of the machine. Set to slower speeds for intricate work, high speeds for long straight seams. A popular feature for beginners – never sew faster than your comfort zone. Setting to the slow speed is also popular for appliqué work. Can be set as high as 1300 spm or as low as 60 spm.

