



Half step mordents (& Whole step mordents)



Exercise on Thirds



Two exercises together with mordents (Half step & Whole step)





How to Play Balkan Music - Lesson 4 - Hora style  
 (To play all the mordents half step)

S.Culciovski

"Chisinau" Hora



Accordion

C A7 Dm G

2 1 3 5 1 2 3 5 1 2 3 4 1 3 2 1 3 4 2 1 2 3 4 2 1 2 4 1

Accord.

6

1. 2. C C

2 4 5 1 2 3 4 1 3 1 4 2 1 2 3 4 5 3 4 4 1 3 1 4 2 1 2



Accord.

11

C A7 Dm G

2 4 3 2 2 4 3 2 2 1 3 2 1 2 4 3 1 2 3 4 2 4 3 2 2 4 3 2



Accord.

17

C C G

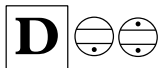
4 1 3 1 4 2 1 2 2 4 3 2 4 3 2 1 3 2 1 2 2 4 3

Accord.

24

C G

2 4 3 2 1 3 2 1 2 2 4 3 2 4 3 2 1 3 2 1 2 2 4 3



Accord.

32

C A7

2 1 3 1 4 2 1 2 2 1 3 5 1 2 3 5 1 2 3 4 1 3 2 1 3 4

Accord.

38

Dm G

2 1 2 3 4 2 1 2 4 1 2 4 5 1 2 3 4 1 3 1 4 2 1

Accord.

42

C G C


2 2 3 4 2 3 4 1 3 1 4 2 1 2

*How to Play Balkan Music - Lesson 5 - Grace notes  
In Moldavian and Romanian Music  
Whole step (upwards)*

*S.Culcicovschi*

*C major scale with repetitions (Without Grace notes )*

Accordion



1 2 1 2      1 2 1 2      1 2 1 2      1 2 1 2

5

Accord.



1 2 1 2      1 2 1 2      1 2 3

Detailed description: This block contains two staves of musical notation. The first staff is labeled 'Accordion' and shows the first four measures of the C major scale (C4-D4-E4-F4-G4-A4-B4) in 2/4 time. Each measure contains two eighth notes, and the fingerings are 1 2 1 2 for each pair. The second staff is labeled 'Accord.' and shows the next three measures (C5-D5-E5-F5-G5-A5-B5). The fingerings are 1 2 1 2 for the first two measures and 1 2 3 for the final measure.

*C major scale with repetitions (With Grace notes)*

8

Accord.



1 3 2 1 3 2      1 3 2 1 3 2      1 3 2 1 3 2      1 3 2 1 3 2

12

Accord.



1 3 2 1 3 2      1 3 2 1 3 2      1 3 2 3

Detailed description: This block contains two staves of musical notation. The first staff is labeled 'Accord.' and shows measures 8-11. Each measure contains two eighth notes with grace notes (accents) above them. The fingerings are 1 3 2 1 3 2 for each pair. The second staff is labeled 'Accord.' and shows measures 12-14. The fingerings are 1 3 2 1 3 2 for the first two measures and 1 3 2 3 for the final measure.

*How to Play Balkan Music - Lesson 5 - Grace notes  
In Moldavian and Romanian Music  
Half step & Whole step (downwards)*

*S.Culcicovschi*

*Repetitions (Without Grace notes). To exercise with both fingerings*

Accordion

1 3 1 3 / 2 3 2 3    1 3 1 3 / 2 3 2 3    1 3 1 3 / 2 3 2 3    1 3 1 3 / 2 3 2 3

5

Accord.

1 3 1 3 / 2 3 2 3    1 3 1 3 / 2 3 2 3    1 3 1 3 / 2 3 2 3    2 / 2

*Repetitions (With Half step Grace notes)*

9

Accord.

3 2 3 1 2 3    1 2 3 1 2 3    1 2 3 1 2 3    1 2 3 1 2 3

13

Accord.

1 2 3 1 2 3    1 2 3 1 2 3    1 2 3 1 2 3 1

*Repetitions (With Whole step Grace notes)*

17

Accord.

3 2 3 2 1 3    2 1 3 2 1 3    2 1 3 2 1 3    2 1 3 2 1 3    2 1 3 2 1 3    2 1 3

21

Accord.

2 1 3 2 1 3    2 1 3 2 1 3    2 1 3 2 1 3    2 1 3 2 1 3    2

*C major scale (To practice only half step classical trills )*

Accordion

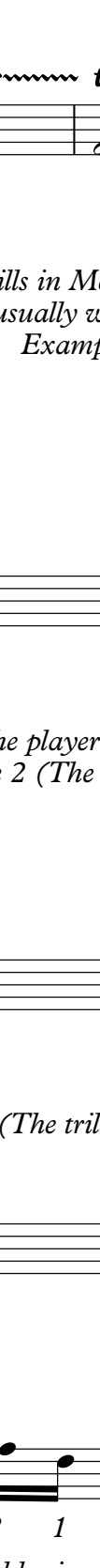


23

Detailed description: A musical staff in treble clef with a 2/4 time signature. The notes of the C major scale (C4, D4, E4, F4, G4, A4, B4, C5) are written as quarter notes. Above each note is a trill symbol (a wavy line). The number '23' is written below the first note (C4).

*The trills in Moldavian & Romanian music  
are usually written like the classical ones  
Example 1 (Half step trill)*

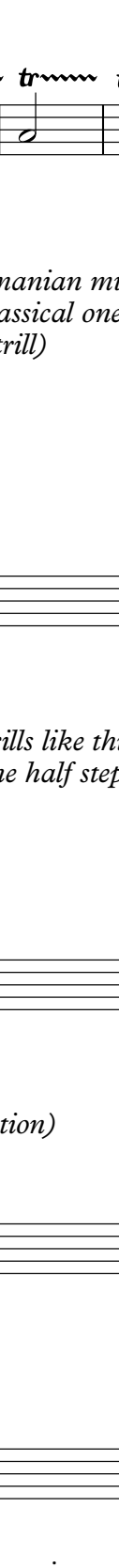
Accord.



Detailed description: A musical staff in treble clef. It shows a half-step trill between G4 and A4. The trill is indicated by a wavy line above the notes. The number '9' is written above the first note (G4).

*But the player must play the trills like this:  
Example 2 (The descifration of the half step trill)*

Accord.




10

1 2 3 23 1

Detailed description: A musical staff in treble clef. It shows a half-step trill between G4 and A4. The trill is indicated by a wavy line above the notes. The number '10' is written above the first note (G4). Below the notes are the fingerings: 1, 2, 3, 23, 1.

*Example 3  
(The trill and its descifration)*


Accord.



11

Detailed description: A musical staff in treble clef. It shows a half-step trill between G4 and A4. The trill is indicated by a wavy line above the notes. The number '11' is written above the first note (G4).

Accord.



12

2 3 23 1

Detailed description: A musical staff in treble clef. It shows a half-step trill between G4 and A4. The trill is indicated by a wavy line above the notes. The number '12' is written above the first note (G4). Below the notes are the fingerings: 2, 3, 23, 1.

*\* All the trills in Moldavian and Romanian music are played half step*

Polyrhythmic sirba exercise N1

1 2 3 1 2 3


Accordion

*The left hand accompaniment in Sirba is always written like in the exercise N1.  
But the little secret is, that it must sound like this:*

5 1 2 3 1 2 3


Accord.

*This secret can help you a lot in discovering the Sirba style*

**A** 

"Buiucani" Sirba


Accordion



Am Dm E7 Am B7 Em Am

2 1 2 3 4 5 2 1 4 3 2 3 2 1 3 2 1 2 4 2 1 2 3 1 5 2 1

Accord.




B7 E7 Am Dm E7 Am

4 3 2 3 2 1 3 2 1 2 1 2 3 4 5 2 1 4 3 2 3 2 1 3 2 1 2 3 4

**B** 


Accord.



Dm Am E7 Am G7 C

3 2 1 4 3 2 3 1 2 1 4 3 2 3 2 1 3 2 1 2 1 2 3 4 2 1 2 3 4

Accord.



D7 G

2 3 4 2 3 4 2 2 4 3 2 1 2 4 3 2 1 4 3 1 1 2 3 1 2 3 1 3 4

Accord.




C Dm E7 Am

2 1 2 4 3 2 1 2 4 3 2 4 3 2 4 3 2 1 2 1 2 1 2 4 3 2 1 4 3 1 2

**C**  

Accord.



G7 Am Dm E7 Am B7

1 1 2 2 1 2 3 4 5 2 1 4 3 2 3 2 1 3 2 1 2 4



39 *Em* *Am* *B7* *E7* *Am* *Dm*

Accord.

2 1 2 3 4 5 2 1 4 3 2 3 2 1 3 2 1 2 1 2 3 4 5 2 1

45 *E7* *Am* *Dm* *Am*

Accord.

4 3 2 3 2 1 3 2 1 2 3 4 3 2 1 4 3 2 3 1 2 1

49 *E7* *Am* *E7* *Am*

Accord.

4 3 2 3 2 1 3 2 1 2

"Lipcani" Breaza

**A**

Accordion

Accord.

Accord.

**B**

Accord.

**C**

25

Accord.

2 4 3 3 2 3 2 1 2 4 3 3 2 3 2 1 2 4 3 3 2 3 2 1 2 3 1 2 3

*Em* *Em* *B7*

29

Accord.

2 4 3 3 2 3 2 1 2 4 3 3 2 3 2 1 2 4 3 3 2 3 2 1 2 1 2 5

*A* *Am* *B7* *Em* *Em*

1. 2.

Exercise N1

E Minor Scale

Accordion

Accord.


"Edinets" Hostropats

**A** 



Accordion

5



Accord.

1. 2.

**B**

10



Accord.

16 **C**

Accord.

2 3 4 2 1 3 4 2 3 1 2 4 3 2 1 2 3 4 2 3 1 2 4 3 2 1 3 4 2 3 1 2 1

*m m m m m M m m*

22 **D**

Accord.

2 4 3 2 1 2 3 4 2 3 1 2 4 3 2 1 3 4 2 3 1 1 2 3 4 5 3 1 2 3 4 2 1

*M M M m m m m m m m*

28

Accord.

2 3 4 2 1 3 4 2 3 1 2 1 1 2 3 2 1 2 3 4 2 1

*m m M M m m*

32

Accord.

2 3 4 2 3 2 1 3 4 2 3 1 3 4 2 3 1

*m m m m*

\* All the mordents and trills are played half-step

"Coscodeni" Hora

**A**

Accordion

3 3 tr 3

1 2 3 4 5 4 3 2 3 4 3 2 3 1 1 1 3 2 3 4 3 2 1 2 3 4 5

*m* *m* *M* *M* *m*

Accord.

6 3 tr 3 3

4 3 2 3 4 3 2 3 1 1 1 3 2 3 4 3 2 1 2 3 4 5 4 3 2 3 4 3 2 3 1 1 1 3 2 3 4

*m* *M* *M* *m* *m* *M*

Accord.

12 tr 3 3 3 1. 2. **B** 3

1 3 2 3 2 3 4 3 2 3 2 1 3 4 3 2 3 2 1 3 4 2 1 4 2 3 1 2 3

*M* *m* *m* 7 *M*

19

Accord.

2 3 1 2 3 1 2321 4 3 2 3 1 323 5 3 5 3 5 2321 4 3 2 3 4 5 3

M M M M M M

25

Accord.

1 2 3 1 2 3 4 1 2 3 2 3 1 2 3 1 1 3 2 1 3 2 3 2 1 2 1 3 2 3

M M M M 7 7 7

32

1. 2. C

Accord.

1 2 2 3 1 3 2 3 4 3 2 1 3 2 3 4 1 3 2

M M m m m m

40

Accord.

2 3 1 3 2 3 2 1 3 4 2 1 2 3 4 3 2 3 1 2 1 3 4 3 2 1 3 2 3 4

7 7 M m m m



47

tr

1. 3 2. 3

1 3 2 2 3 1 3 2 3 2 1 3 4 2 1 2 3 1 2 3 4 1 2 3

m 7 7 M

53

**D**

3 tr~ 3

m m M M m m

59

tr~ 3

M M m m M

64

tr

1. 3 2. 3

M m m

"Oituz" Rustem

**A** 

Accordion



1 3 2 3 1 2 1 2 3 1 2 3 2    1 3 2 3 1 2 1 2 3 1 2 3 2    1 3 2 3 1 2 1 2 3 1 2 3 2

*m m m m m*    7 7 7 7 M    *m m m m m*

**B**

Accord.



4    4    4

2 3 2 3 2 1 2 3 4 2 1    1 3 4 2 1 3 2 3 2 1 2 1    3 4 3 2 3 2 1 4 2 3 4 3

7 7 7 7 *m*    *m m m m m*    7 7 7 7 *m*

Accord.



4    4

2 3 2 3 2 1 2 1 3 2 3 2 1 3 2 3    2 1 2 1 3 2 3 2 1 2 3 2

*m m m m* 7    7 7 7 7 *m*

**C**

9

Accord.

3 4 3 2 3 2 1 232    1 3 4 3 2 3 2 1 232    1 2 3 1 3 2 3 1 4 3 2 3 2 1

7 7 7 7 M    7 7 7 7 M    m m m m 7

**D**

12

Accord.

3 2 3 2 1 2 3 4 2 1    1 3 2 3 1 2 1 2 3 1 232    1 3 2 3 1 2 1 2 3 1 232

7 7 7 7 m    m m m m dim    m m m m dim

**E** ⊖ ⊖

15

Accord.

1 3 2 3 1 2 1 2 3 1 232    4 2 3 2 3 2 1 2 3 4 2 1    1 3 2 3 1 2 1 2 3 1 232

m m m m 7    7 7 7 7 m    m m m m m

18

Accord.

1 3 2 3 1 2 1 2 3 1 2 3 2    1 3 2 3 1 2 1 2 3 1 2 3 2    4 2 3 2 3 2 1 2 3 4 2 1

7 7 7 7 M    m m m m m    7 7 7 7 m