

# THIMBLE TOWNE "VIRTUAL" Summer CLASS PASS 2021

 LIVE **JULY 19 - AUGUST 27, 2021**

## **Summer Class Pass is BACK!**

Yes, Summer Class Pass is back, and YES, it is VIRTUAL. Last year we all had to adapt to the changes due to the Covid 19 Pandemic and the shutdown of California. With this changes, our VIRTUAL Summer Class Pass was born.

Throughout 2020 Thimble Towne offered a variety of virtual classes, including our popular Summer Class Pass. In that process we have met so many new people from all over the United States and Canada. It has been fun for all of us at Thimble Towne to have gotten to know so many of you.

For those of you new to Thimble Towne here is a quick history of Summer Class Pass. This will be our 5th year offering this fun summer program. Prior to 2020 all classes were held in store and in person. You purchased a Summer Class Pass, and you could sign-up for as many of the classes we offered for just the price of the pass. In 2020 we were forced to switch gears and go VIRTUAL and what fun it has been. Now every pass holder receives an instructional video on how to make EVERY project.

Yes, you get a video for EVERY class. You will retain access to each of the class videos indefinitely.

Beginning Monday, July 19th and continuing through Friday, August 27th you will receive a video each day of the week, Monday through Friday. This is a total of 30 class videos for Summer Class Pass 2021. You will be able to watch and re-watch these videos as many times as you would like and make these amazing projects at your convenience. Check out our website for all the patterns, kits, notions, and supplies for all our class offerings.


*Get ready for Summer Sewing FUN!*

*Jeremy & The AMAZING Thimble Towne Crew*



**2841 UNICORN ROAD #103 | BAKERSFIELD, CA 93308 | (661) 399-5778**  
**WWW.THIMBLETOWNE.COM**

# Summer **CLASS PASS** WEEK 1




## INSULATED LUNCH TOTE - 7/19



This stylish insulated lunchbox tote sews up quickly and the zipper is a breeze with the Zippity-Do-Done pre-sewn zipper. This is a great beginner project.

## GEMINI QUILT - 7/20



You will love this fast and easy quilt using 20 – 2 ½” strips and a coordinated background. Great for a kids quilt or a lap quilt.

## FLOATING PEAKS - 7/21



Mix up fat eighths or use 10” squares. The points are floating so they will be perfect every time!

## SIMPLE STARS - 7/22




This easy table runner was inspired by the twinkling stars in the desert sky. Use 5” charm squares to make simple stars or fat eighths to make the sampler stars.

## SEW ORGANIZED - 7/23




Store your sewing and crafting essentials within easy reach. Eight pockets and a pincushion slide onto a sturdy steel frame.

# Summer **CLASS PASS** WEEK 2



## CHOP QUILT - 7/26



Fast and fun quilt using just 2 blocks. Use 1 focus fabric or mix it up and use 10 fat quarters.

## POSH SWIRL - 7/27



We love our soft serve ice cream cone with sprinkles on top! A superfast and easy project for a summer day!

## CHARMING CIRCLES - 7/28



Create fun and easy "shabby chic" projects using the Charming Circles ruler by June Tailor.

## PINT SIZED PARKING - 7/29




Get organized! Pick a pair of pretty fabrics for picnics, parties, or any room in the house. Perfect for parking pint-sized jars filled with life's little necessities.

## PILLOW BASICS - 7/30



Learn the ins and outs of finishing off pillows. Corners, binding, and zippers will all be covered in this class.

# Summer **CLASS PASS** WEEK 3



## SIX CORNERS APRON - 8/2



So novel from your typical apron styles, Six Corners Apron re-invents the whole concept of aprons. Not only is Six Corners trendy with its cross-over panels and split-angled bottom edge, but it is also flattering for most figures with its A-line shape. Quick and EASY to make, it requires mirror image of pieces cut from two coordinating fabrics. One size fits all.

## CHA CHA CHA! - 8/3



Less hip movement and more strip movement! Scraps and strips will dance together inside the built-in border. Use 5" charm squares, 2.5" strips or fat eighths.

## DIAMOND DAZE - 8/4



Create this fabulous new quilt using the new Quick Straight ruler. Diamonds have never been easier to make.

## WIP BAGS - 8/5



WIP Bags is a pattern to make "work in progress" bags for storing and transporting various projects that are in progress.

## MITERED NAPKINS - 8/6



Learn how to make beautiful, mitered corners and create unique one of a kind dinner napkins.

# Summer **CLASS PASS** WEEK 4



## MACHINE BINDING BASICS - 8/9



Learn how to create fast and beautiful machine bindings.

## AMANDA JANE APRON - 8/10



Sewing a beautiful apron has never been so simple and easy. Aprons make a lovely statement for anyone who enjoys baking, crafts, or gardening. With 7 pockets, it will be a fun way to carry everything you need along with you around the house or yard.

## DREAM BIG DANCE - 8/11



Turn your large panels into this beautiful quilt in no time!

## FLOWER PETALS - 8/12



Learn the techniques to make these fast and fun table toppers or placemats.

## SAMPLER STARS - 8/13



This easy table runner was inspired by the twinkling stars in the desert sky. Use 5" charm squares to make simple stars or fat eighths (9" x 21") to make the sampler stars.

# Summer **CLASS PASS** WEEK 5



## ROXY TOTE - 8/16



The Roxy Bag is approximately 12" x 4½" x 13" tall with outside pockets on the front and back as well as on the inside.

## MAPLE LEAF TABLE RUNNER - 8/17



You will love making this fall themed table runner. You will love using the new Kitty Corner ruler to make this runner a breeze.

## CINNAMON STARS - 8/18



Cinnamon & Stars is a fall themed quilt, but this would be great in any color way or scraps. This is a timeless classic type of design that works well for all types of styles.

## LIBERTY TABLE RUNNER - 8/19




A fast and fun runner made with red, whites, and blues. Change the colors to fit any season.

## STASH IT BASKET - 8/20



Make this fun basket for your sewing room. These are quick and easy and will make great gifts.

# Summer CLASS PASS WEEK 6



## BUTTON IT UP - 8/23



Create your own stylish bag and “button it up”! The finished bag measures 13.25” wide by 13.75” tall by 5.25” wide and uses a “magnetic” closure.

## LETTER ZIP! - 8/24



These easy zipper pouches spell fun from A - Z! Why not recycle an old pair of jeans for the perfect shade of blue? Denim perfectly paired with colorful cotton prints. Includes optional wrist strap.

## NOVA STAR - 8/25




Transform two Hoffman digital panels into a beautiful quilt.

## TEA TOWEL EMBELLISHMENT - 8/26



Learn to turn an ordinary tea towel into your own customized creation. You will learn multiple finishing options.

## BOHO 4 CORNERS APRON - 8/27



A Bohemian version of Vanilla House's signature Four Corners Apron. This lined, smock-like version has a scooped neckline and big pockets. Looks great on every figure. One size fit all!

# THIMBLE TOWNE



LIVE

## SCP VIDEO RELEASE DATES:

### WEEK 1

7/19 - Insulated Lunch Tote  
7/20 - Gemini Quilt  
7/21 - Floating Peaks  
7/22 - Simple Stars  
7/23 - Sew Organized

### WEEK 2

7/26 - Chop Quilt  
7/27 - Posh Swirl  
7/28 - Charming Circles  
7/29 - Pint Sized Parking  
7/30 - Pillow Basics

### WEEK 3

8/2 - Six Corners Apron  
8/3 - Cha Cha Cha!  
8/4 - Diamond Daze  
8/5 - WIP Bags  
8/6 - Mitered Napkins

### WEEK 4

8/9 - Machine Binding Basics  
8/10 - Amanda Jane Apron  
8/11 - Dream Big Dance  
8/12 - Flower Petels  
8/13 - Sampler Stars

### WEEK 5

8/16 - Roxy Tote  
8/17 - Maple Leaf Table Runner  
8/18 - Cinnamon Stars  
8/19 - Liberty Table Runner  
8/20 - Stash It Basket

### WEEK 6

8/23 - Button It Up  
8/24 - Letter Zip!  
8/25 - Nova Star  
8/26 - Tea Towel Embellishment  
8/27 - Boho 4 Corners Apron

# THIMBLE TOWNE

**2841 UNICORN ROAD #103  
BAKERSFIELD, CA 93308  
(661) 399-5778**



[www.facebook.com/thimbletowne](http://www.facebook.com/thimbletowne)



Instagram: [thimble.towne](https://www.instagram.com/thimble.towne)



VIP Promotions: Text the word **QUILT** to 83654 to receive exclusive text message promotions.

Sign up for the  
Thimble Towne Newsletter at:  
**[www.ThimbleTowne.com](http://www.ThimbleTowne.com)**