





















STITCHES

On the following pages you will find information about the stitches included in your sewing machine. Next to each stitch you can find information about the stitch number and pre-set values (default) for stitch width and length. Also provided are the recommended thread tension setting and presser foot for each stitch.

For details on how to adjust the stitch length and stitch width, see chapter 3.

STITCH	No.	LENGTH (mm)		WIDTH (mm)		THREAD TENSION	PRESSER FOOT
		<i>Default</i>	<i>Min-Max</i>	<i>Default</i>	<i>Min-Max</i>		
	01	2.5	0.5-4.5	Centre	0-7	3-5	A
	02	4	0.75-9	3	0-7	3-5	B
	03	9	1-12	5	0-7	3-5	A
	04	10	5-15	5	1.5-7	3-5	B
	05	15	7.5-22.0	3	0.5-6	3-5	D
	06	0.5	0.3-1	5	2.5-7	2-4	C
	07	0.5	0.3-1	7	5.5-7	2-4	C
	08	5.5	2-6.5	Centre	0-7	7	P
	09	2	1-4.5	2	1-7	3-5	A

STITCH	No.	LENGTH (mm)		WIDTH (mm)		THREAD TENSION	PRESSER FOOT
		<i>Default</i>	<i>Min-Max</i>	<i>Default</i>	<i>Min-Max</i>		
	10	0.75	0.75-3	4	0.5-7	2-4	B
	11	17	10-21	7	0-7	3-5	B
	12	7.5	4-9	4	1.5-7	3-5	B
	13	9	4-9	7	2-7	3-5	B
	14	3.5	2-6	7	3-7	3-5	B
	15	7.5	4-10	7	4-7	3-5	B
	16	14	9-14	7	4-7	3-5	B
	17	7.5	5-10	7	5-7	3-5	B
	18	5	3-5	7	4-7	3-5	B
	19	14	10-21	7	4-7	3-5	B
	20	12	8-12	7	4-7	3-5	B