

YOUR

Crafting Connection



Issue: January – April 2018

E-mail: tess@scrapandsew.com | Website: www.scrapandsew.com | 813-749-0888

Store Information

Store Location

16541 Pointe Village Drive,

Suite 108 Lutz, FL 33558

Store Hours

Monday 10am to 2pm

Tuesday - Friday 10am to 6pm

Saturday 10am to 5pm

Sunday Closed

Inside this Issue


About Scrap & Sew Pg. 2

Clubs & Events Pg. 4

Classes Pg. 8


Calendar Pg. 16

Meet the Staff Pg. 20



What Scrap & Sew Offers

- ◇ Pfaff sewing and embroidery machines.
- ◇ Husqvarna Viking sewing and embroidery machines.
- ◇ Long arm machine sales and services.
- ◇ Sewing machine service and repair.
- ◇ Hundreds of 100% cotton quilting fabrics.
- ◇ Sewing notions for quilting, crafting, and embroidery.
- ◇ Embroidery, quilting, software, and sewing classes.
- ◇ Private lessons and machine training classes
- ◇ Machine Repairs and Maintenance
 - ◇ Quick Trouble Shooting \$10
 - ◇ Diagnostics and Minor repairs \$40
 - ◇ Full Service \$129.00



Like us, Pin with us, Watch us, Tweet us



Scrap & Sew Store Policies

- ◇ **All class fees** include the use of our classroom as well as the instructor's fee. Class fees must be paid at the time of registration.
- ◇ **A class supply list** of materials and tools will be provided when you register for a class.
- ◇ **Materials and tools** for classes and clubs may be purchased with a 10% discount.
- ◇ **Refunds** for class cancellations will be given if your reserved seat can be filled.
- ◇ **Class schedule** may change without notice, unless you have already registered for class.
- ◇ **Returns** must be within 30 days of purchase. A sales receipt is required, and items must be in re-sale condition.
- ◇ **Final Sales Include** patterns, books, designs, software, clearance items, and cut fabric purchases. Items with manufacturer warranties will be replaced or repaired as per warranty specifications.

PRIVATE LESSONS

Joan Stilger began Mobile Sewing Services in 2014 and a relationship with Scrap & Sew to assist clients who need repairs and alterations. She also repairs and restores quilts. Like so many others, Joan began instinctively sewing at a very young age. She then learned the basics in Home Economics through junior and senior high. Over the past 40 years, she has sewed for herself, family, friends as well as volunteering to sew for charity fashion shows. For Joan, sewing has always been part of her everyday life and finds it satisfying in a way that only another seamstress, quilter, crafter or fashionista can understand.

Private lessons are \$35/hour and appointment times vary, please call Joan to schedule your private lesson. 813-334-9318



MARCIA LAYTON

Lecture/Trunk show

From Handprints to Yo-Yos!-- Presenting my whimsical painted and applique quilts and explaining how I came to be a two time quilt book author and present day quilt pattern designer. My quilts have a lot of texture and dimension because of the hand embroidery, bead and button trims, ribbons, rick rack and yo-yos that I use on them. I'll share some of the why and how of the techniques that I use to create my designs. **\$10 ~ Saturday, January 20th from 10am to 11am**



Free Brunch at 11am for attendees of either event!



Workshop

Have some fun creating the newest of the "Simply" series of yo-yo embellished wall hangings by Marcia. You'll have the choice of making "Simply Seahorse" or "Simply Sea Turtle". These little quilts are created with fusible machine appliqué and then embellished with rick-rack, ribbon, buttons and yo-yos. Come learn the techniques that create the extra dimension of these whimsical scenes. **\$45**



Class Level: Intermediate

Saturday, January 20th from Noon to 4pm

High Tea with Sue O'Very



Do you love machine embroidery? In the Hoop Projects? High Tea? Enjoy refreshments and Sue's latest Trunk show to become inspired! Make your reservation today \$10!



Thursday, February 15, 2018 - 2-4pm



An EPIC Happening at Scrap and Sew



Saturday, February 10, 2018

Saturday Morning—9:00am to 12:00pm fee: \$20.00

Join us for the debut of the EPIC 980Q! Gail Dodson, Husqvarna Viking Educator, will take you on a guided tour and shows samples sewn on this revolutionary machine.

Complimentary lunch 12:00pm to 1:00pm—catered by Brick City

Saturday Afternoon—1:00pm to 4:00pm fee: \$20.00

Gail Dodson will show what you can do with the Top of the Line Designer EPIC Choose the session you want to attend or spend the whole day with us.

We'll have door prizes and other fun things to keep you motivated! Lunch is complimentary and the fee is \$30.00 to register for both sessions.

SPACE IS LIMITED



I  Batiks

February 1st – 28th

Be one of the first 100 participants to get a free kit to make a 6" finished Heart-themed Batik fabric block. Also, purchase a rainbow of fat 1/8 Batiks sets to make your own quilt or choose a project kit made by a participating store.

Win great prizes!

Fat Quarters, Shop Gift Cards, and Gift Baskets

Crafter's Night

CRAFTER'S FRIDAYS Bring your unfinished projects or something new you have been wanting to start. Tess will be here to help you with your sewing and quilting challenges. The fee is only \$12 and you get 10% off purchases on regular priced products. Adults only please. Reservations are a must!

Friday Nights from 5 PM to 11 PM

1/19 ~ 2/2 ~ 3/2 ~ 3/23 ~ 4/6 ~ 4/20

Quilting Services

We will resume quilting services very soon.

Meander and Edge to Edge pattern will be offered.

Price sheets will be available soon!!

Class Levels

We offer several class levels to fit each individual's needs. ***It does not matter which level you are, you can attend any of our classes!*** You just need to know how to work a sewing machine. We do offer private lessons as well as free training with the purchase of a machine from our store. All classes are for ages 14 and up unless otherwise noted.

Beginner

An individual who does not know a lot about sewing.

Confident Beginner

This individual has completed a few projects successfully.

Intermediate

Sewers who have completed projects without much help.

Advanced

This individual is creating his or her own projects and may even be winning awards!



Tess Pokorny

Owner and Operator of Scrap and Sew, Tess has been sewing since she was 4 years old. She has enjoyed being a part of the sewing community over the last 10 years. Now that the machine sales are primarily managed by Deborah Freshwater, she is happy to be back into teaching classes! Yeah!

Floating Nine Patch Quilt

This quilt was inspired by the Bay Area Shop Hop plethora of fat 1/8ths. It is a great quilt for using up scraps, but goes together quickly. Make it small for a child or a throw for the couch. \$40



Confident Beginner

Saturday, March 10th from 10am to 2pm



Wonky Blocks Quilt

Everyone love the panels with the images. BUT, it can be difficult to find a pattern that works. This class will teach you to add triangular units that make the blocks look as if they are dancing! Add sashing and borders to increase the size of your quilt top. \$30

Beginner

Saturday, April 21st from 10am to 1pm



Teri Morrow

Teri loves to sew and she loves to teach others great techniques for sewing and quilting. She spends most of her free time doing what she loves – quilting! Her prolific creativity and warm personality make her classes not only a lot of fun, but also gives you the chance to learn about new ideas and techniques that could only be described as TERI-fic!

Teri's Mystery Quilt 2018 (72" x 84")

Everyone loves a mystery! We will distribute clues during class to construct this easy, yet beautiful masterpiece. You will learn basic piecing techniques. \$40



Beginner

Saturday, January 27th from 11am to 4pm



Glimmer Quilt (any size)

Sparkle up your place with a glimmer quilt. The pattern includes several sizes. This fun and fast quilt goes together beautifully. You will learn basic piecing techniques and how to use the Super Side Kick ruler. \$40

Beginner

Saturday, March 31st from 12pm to 4pm

Lori Hoenemeyer

Lori taught herself to sew in her early teens. After receiving a hand-me-down Pfaff she began sewing occasionally. Now she owns an ICON and is loving it! She made her first quilt and has been hooked on fabric ever since! She loves combining embroidery designs in her quilts and other projects.



Roller Bag Tote-Along



This tote bag, designed by Lori, is the perfect companion that slides over a telescopic luggage handle. It has a top separating zipper closer and outside mesh pockets making it ideal for airline travel or bringing your supplies to class. Learn the technique for a beautiful quilted French braid and

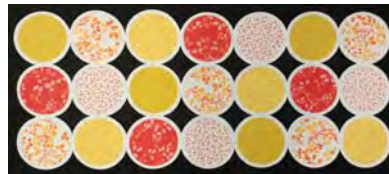
utilize your sewing machine's decorative stitches. **\$40**

Intermediate

Saturday, March 24th from 10am to 4pm

Circles Quilt

Make these perfectly round circles in your embroidery hoop! You will learn to do a pre-cut applique



with batting, backing and quilting all in the hoop with a sequence stitch to attach them together. You may add as many circles as you like, be careful, it's addictive! The embroidery file will be provided with the class, if you have a digital cutter the file will be provided to pre-cut the appliques. **\$40**

Intermediate

Saturday, April 7th from 12pm to 4pm

Eva Gronke

Eva took her first quilting class over 5 years ago and has never looked back. She acquired her own long arm machine and has been quilting her own quilts as well as quilting for customers. Recently she has become more enthusiastic about making purses and crafty items and can't wait to share her projects with you.



Market Tag Bag

Keep your hands free for shopping with this nifty little bag with an adjustable strap. Made to wear around the neck or over the shoulder, it will hold your name badge (or passport), cell phone, pen and pencil, credit card and money and more. **\$30**

Beginner Saturday, February 3rd from 2pm to 5pm

Peek-a-Boo Bunny

This adorable wall hanging features a sweet little bunny peeking out of a box looking for his fresh picked carrots. The book, Celebrate the Season, also has patterns for two coordinating walling hangings! **\$40 Confident Beginner**



Saturday, February 17th from 10am to 2pm



Market Tote

Carry your purchases or projects in style with this handy bag. Six outer slip pockets and a roomy interior hold everything you need. This tote has an open top or an easy-to-install optional zipper closure for added security. **\$40**

Beginner Saturday, April 14th from 10am to 3pm

Classes With Adeline Brill



Adeline taught herself to sew at age 12 and made up her own rules. Her first formal sewing class was in college where she earned an education degree and has taught many students how to sew throughout her career. Since retiring from teaching, she combines her love for sewing with her love for crafting. Her goal at Scrap and Sew is to help you unleash your personal creativity.

Embroidery Club—How It Works!

EMBROIDERY CLUB This club features hands-on classes all about your embroidery machine. These classes will increase your general knowledge of machine embroidery while you are having fun!! Learn design placement, stabilizers, and much more. If you do not own a Pfaff or Viking, you are also welcome to attend. These classes are **\$30**, but if you purchased your embroidery machine from Scrap and Sew, class is only **\$20**. (Supplies and Kits sold separately.)

Class Level: Intermediate

Jammin' Jewelry

Design and create your own jewelry with a variety of colors to accent your personality and style. Make bracelets, necklaces and earrings in your favorite colors then embellish the jewelry with pearls and crystals to make them sparkle. Add the designs to your clothing or home décor for a unique twist.



Saturday, February 3rd from 10am to 1pm

Creative Cutwork

Create a one-of-a-kind cutwork project for your home. Use the cutwork needles and built in designs with your embroidery machine to make a pillowcase or a table topper. An art that was once time consuming is now quick and easy with your embroidery machine.



Saturday, March 3rd From 10am to 1pm

Craft N Cut and Cameo

These class are for those of us who want to expand our sewing and quilting world. Crafting with precut letters, shapes and embellishing with glitter and bling.



Sure Do Love You!

Celebrate this special time with Valentine projects that will please everyone on your list. A glass block filled with candy hearts and candles with glitter vinyl are a great combination for this sparkly holiday. \$35

Friday, January 26th from 6pm to 9pm

Beach Babe Bag

Cruisin' or going to the beach this spring? This wet suit bag can also double as a diaper bag if needed. The knock out technique is a rather new concept in the crafting world and the Craft n' Cut software has a unique icon to make it super simple! \$30



Friday, February 16th from 6pm to 9pm

Classes With Cindy Sarabia



Cindy has been teaching embroidery software and machines for over 25 years. She has a degree in Internet Services Technology and enjoys all aspects of computers including web design, pattern making, graphics, video and photography. When she is not playing with her computers, she is in her sewing room. She is proficient in garment sewing, alterations, using sergers, and doing machine embroidery.

ONLINE CLASS FOR PREMIER SOFTWARE

These classes are designed to help you discover how to use your software to get professional stitch-outs with some amazing effects. Cindy will teach you how to use these features in ways you may not have thought about before!!! Class fee is \$25, but , if you purchased your software from Scrap and Sew, your fee is only \$20. **Intermediate**

BLING it up!!! Learn how to make your embroidery designs into APPLIQUE. Just send the cut files to our cutters and fuse down our lovely GLITTERFlex for our machines to politely embroider over!!! A little sparkle goes a long way!



The technique taught in this class will also teach you how to add just about anything to an existing design in a VERY effective way! Must have P+ Ultra or P+2 Ultra or 6D Premier
Note: 6D premier will not export cut files.

Thursday, January 18, 2018; 7:30pm-9pm

What's up with Letters! We will explore in depth fun things we can do in our Lettering. This class can be enjoyed by 6D, P+ or P+2, but there are many features I will be covering in this class that are unique to P+2. Software needed for this class in the Embroidery Module and up through Ultra.




Wednesday, February 21, 2018; 7:30pm-9pm



Creating in the hoop designs!!! In this class we will be exploring creating motifs of our own along with learning the basics of creating the popular “in the hoop” designs! What fun!! Learn all about it and also some REALLY fun new materials to work with!!! There's a project in this class and Scrap and Sew will have all the supplies! Software needed for this class is Ultra or 6D Premier because you need the digitizing module for this class.

Thursday, March 8, 2018; 7:30pm-9pm

EMBOSSING!!! In this class we will learn how to do “embossing” on towels, or polar fleece or similar fabrics. You will also learn how easy it is to create a “knock-down” stitch in our software ...this technique alone, is worth your time in the class!!! Because this class uses the digitizing module, you will need the Ultra package or 6D Premier.



Thursday, April 19, 2018; 7:30pm-9pm

January 2018

SUN	MON	TUE	WED	THU	FRI	SAT
	1	2	3	4	5	6
	New Years Day					
7	8	9	10	11	12	13
				Preview 7pm		Preview Noon
14	15	16	17	18	19	20
	Martin Luther King Jr Day	Pillow Case Day 10-4PM		P+2 Bling it Up 7:30-9 PM Online	Crafters Night 5 - 11pm	Marcy Layton Trunk Show 10-11 Simply Class 12-4PM
21	22	23	24	25	26	27
					CC Sure Do Love You 6-9 PM	Mystery Quilt 11-4PM
28	29	30	31			

February 2018

SUN	MON	TUE	WED	THU	FRI	SAT
				1	2	3
					Crafters Night 5 - 11pm	EMB Jammin Jewelry 10-1 PM Market Tag Bag 2-5 PM
4	5	6	7	8	9	10
						EPIC Event
11	12	13	14	15	16	17
			Valentines Day	Sue O'Very Trunk Show 2pm -4pm	CC Beach Babe Bag 6-9PM	Peek-a-Boo Bunny 10-2PM
18	19	20	21	22	23	24
	Presidents Day		P+2 What's Up with Letters 7:30-9PM Online		WPQG Show	WPQG Show
25	26	27	28			
WPQG Show						

March 2018

SUN	MON	TUE	WED	THU	FRI	SAT
				1	2	3
					Crafters Night 5 - 11pm	EMB Creative Cutwork 10-1PM
4	5	6	7	8	9	10
				P+2 Creating in the Hoop 7:30-9PM Online		Floating 9 Patch 10-2PM
11	12	13	14	15	16	17
Daylights Savings Day				OSQE	OSQE	St Patricks Day OSQE
18	19	20	21	22	23	24
					Crafters Night 5 - 11pm	Roller Bag Tote Along 10-4PM
25	26	27	28	29	30	31
						Glimmer Quilt 12-4PM

April 2018

SUN	MON	TUE	WED	THU	FRI	SAT
1	2	3	4	5	6	7
Easter Sunday					Crafters Night 5 - 11pm	Circle Quilt 12-4PM
8	9	10	11	12	13	14
						Market Tote 10-3PM
15	16	17	18	19	20	21
				P+2 Embossing 7:30-9PM Online	Crafters Night 5 - 11pm	Wonky Blocks 10-1PM
22	23	24	25	26	27	28
29	30					

Meet the Staff



TESS AND TERRY POKORNY opened the store in 2007. They have two daughters, Abigail 16 and Hanna 15. Tess is at the store most days to help you with your sewing questions and fabric selections.

ABIGAIL POKORNY works on Saturdays and helps with shows and events. She can help you with fabric selections and likes to put everything away. We love that!!!

CATHY KANITRA has been a huge help with customers as well as keeping all that pesky paperwork in order.

KATHRYN (KAT) PAGANO is our Afterschool and Summer Camp assistant. She is also responsible for the wonderful Social Media posting.

DEBORAH FRESHWATER has also recently joined our team. She has over 14 years of experience with sewing and embroidery machines sales. She will help you find the right machine to make your wishes come true and make sure you know how to use it.

SARAH KREISLE is attending her first year at USF (Go Bulls). She is here to help us during the Winter months to help out with shows and events. Please extend a warm welcome to the newest member of our team!

Terry and Tess are grateful for the wonderful staff and teachers that make Scrap and Sew a great place to be creative!