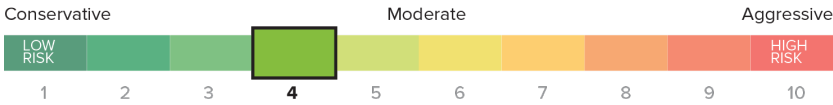


TOWNSQUARE FOUNDATION SERIES Conservative Growth & Income

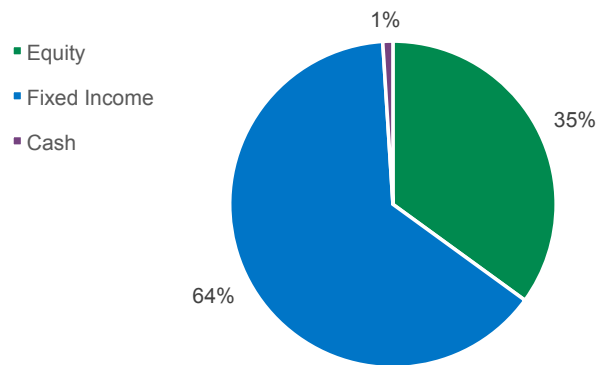


The Conservative Growth and Income Portfolio seeks to provide investors with a combination of current income and long-term capital appreciation. The portfolio strives to achieve these objectives by investing primarily in domestic markets and higher quality asset classes. The portfolio is designed for an investor with a low to moderate risk tolerance. The Foundation Series Portfolios hold a strategically diversified group of ETF's (exchange traded funds), mutual funds, and closed-end funds. The Allegis Investment Committee performs ongoing manager due diligence and portfolio management.

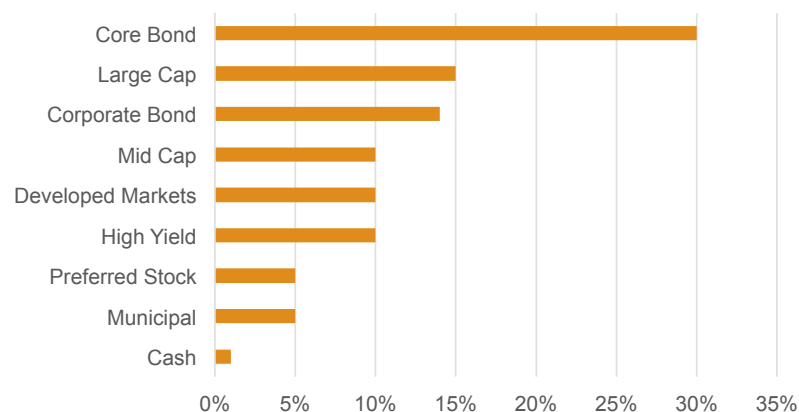
Name	Ticker	Type	Target Weight	Historical Performance of Current Portfolio Holdings					
				YTD	1 year	3 year*	5 year*	10 year*	Yield
Loomis Sayles Core Plus Bond Fund	NERYX	Mutual Fund	30.0 %	3.08 %	3.02 %	1.97 %	3.52 %	6.44 %	3.40 %
Vanguard Interm-Tm Corp Bond Fund	VCIT	ETF	14	3.67	1.47	3.72	4.15	--	3.30
Prudential High Yield Fund	PHYZX	Mutual Fund	10	5.33	12.53	4.85	6.95	7.54	6.43
Fidelity Overseas Fund	FOSFX	Mutual Fund	10	18.61	21.02	5.50	12.29	2.10	1.83
Hennessy Focus Fund	HFCSX	Mutual Fund	5	7.76	13.84	8.61	14.42	8.44	0.00
Vanguard Value Index Fund	VTV	ETF	5	5.15	16.50	8.74	14.38	5.83	2.45
PowerShares Preferred Portfolio	PGX	ETF	5	9.09	5.08	7.28	7.06	--	6.01
Russell Inv Tax-Exempt High Yield Bond Fund	RTHSX	Mutual Fund	5	5.48	0.57	--	--	--	4.15
Vanguard High Dividend Yield Index Fund	VYM	ETF	5	4.77	12.71	8.94	13.62	7.07	2.91
Vanguard Mid-Cap Value Index Fund	VOE	ETF	5	6.92	17.97	8.16	15.67	7.59	1.92
Vanguard Mega Cap Growth Index Fund	MGK	ETF	5	15.61	21.60	10.79	15.13	--	1.53
Cash		Cash	1.0	--	--	--	--	--	--
Portfolio				5.92					3.26

*Returns are Annualized - Source: Morningstar
Data as of 6/30/2017

Asset Category



Asset Class



As of June 30, 2017

Page 1 of 2

TownSquare Capital ph: 385-375-8650 fax: 385-375-8646
5314 River Run Drive Suite 300, Provo, UT 84604

Professional use only. Advisory services offered through TownSquare Capital LLC, a SEC Registered Investment Advisor



Disclosure

Advisory fees, transaction charges, and custodial charges may have a material impact on the overall returns presented.

The historical performance of current portfolio holdings does not represent the performance of the firm or any of its advisory clients. Holdings are subject to change at any time. Advisory fees will reduce clients' returns

All economic and performance information is historical and not indicative of future results. Different types of investments involve varying degrees of risk, and there can be no assurance that the future performance of any specific investment, investment strategy, or product made reference to directly or indirectly in this Fact Sheet, will be profitable, equal any corresponding indicated historical performance level(s), or be suitable for your portfolio. Moreover, you should not assume that any discussion or information provided here serves as the receipt of, or as a substitute for, personalized investment advice from TownSquare Capital or any other investment professional. Further, the charts and graphs contained herein should not serve as the sole determining factor for making investment decisions. To the extent that you have any questions regarding the applicability of any specific issue discussed to your individual situation, you are encouraged to consult with TownSquare Capital. All information, including that used to compile charts, is obtained from sources believed to be reliable, but TownSquare Capital does not guarantee its reliability.

The Portfolio Current Yield is an estimate that compares the anticipated interest and dividends in the coming year to the current price of the investments. It is based on past interest and dividend payments made by the securities held in the account. This portfolio yield is a weighted average of the current yields of each security in the model as reported by FactSet. The weighting of each holding listed in this report is based on a target allocation. Actual weightings may differ from the target weights in client accounts. This is an estimated current yield before consideration of the effect of advisory fees. Actual investment income may be higher or lower than the estimated amounts. Projections are based on assumptions that may not come to pass.

The material provided in this Information Fact Sheet is for informational purposes only, and no mention of a particular security in any product or service constitutes a recommendation, solicitation, or investment advice by the Investment Advisor or any contributor to this or any other security or investment product. Although information has been obtained from, and is based on sources the Strategy Manager and Investment Advisor believes to be reliable, the Strategy and Advisor do not guarantee its accuracy and the information may be incomplete or condensed and therefore is not intended to be relied upon for investment purposes. All Information Fact Sheets are furnished for illustration purposes only and are not intended as investment advice, nor is it a solicitation or offer to transact shares of the Strategy or investments represented by the Information Fact Sheet. Past Performance is no indication of Future Results.

No current or prospective client should assume that the future performance of any specific investment or investment strategy will be profitable or equal to past performance levels. All investment strategies have the potential for profit or loss. Changes in investment strategies, contributions or withdrawals, and economic conditions may materially alter the performance of your portfolio. Different types of investments involve varying degrees of risk, and there can be no assurance that any specific investment or strategy will be suitable or profitable for a client's portfolio. There are no assurances that a portfolio will match or outperform any particular benchmark.

This Information Fact Sheet, which should be read in conjunction with additional material provided by the Strategy is confidential and has been provided to the recipient for information purposes only and no representation or warranty, express or implied, is made as to the completeness or accuracy of the information contained herein. The returns in this fact sheet are current as of June 30, 2017. TownSquare Capital, LLC is a SEC Registered Investment Advisor - 5314 River Run Drive Suite 300, Provo, UT 84604.

Information pertaining to TownSquare Capital, LLC advisory operations, services, and fees is set forth in TownSquare Capital, LLC current disclosure statement, which is on file with the United States Securities and Exchange Commission. A copy of the disclosure statement is available from TownSquare Capital upon request or at sec.gov.