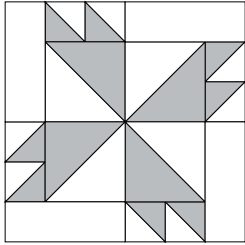


moda

Sampler Block Shuffle



6" x 6" finished

Cutting
Print

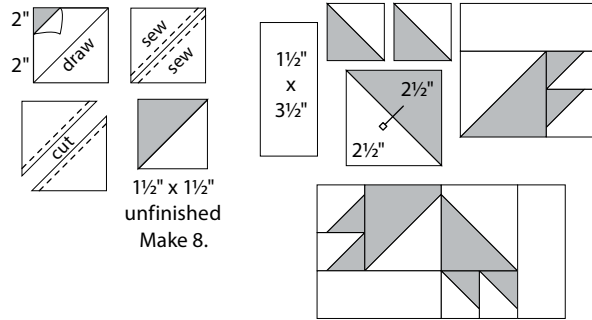
- 4-2½" squares
- 4-2" squares

Background

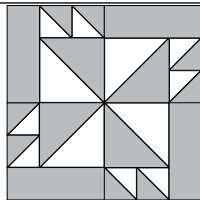
- 4-2½" squares
- 2-2" squares
- 4-1½" x 3½" rectangles

✂ - Easy Corner Triangle

Draw a diagonal line from corner to corner on the wrong side of the 4-2" background squares. Layer a marked square right sides together on a 2" print square. Sew ¼" from the diagonal line on each side. Cut on the diagonal line. Press open to make 2 triangle-squares. Trim to 1½" x 1½". Make 8 total.



Color Option



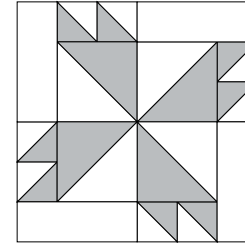
28

kate SPAIN

To learn more, visit: katespain.com

moda

Sampler Block Shuffle



6" x 6" finished

Cutting
Print

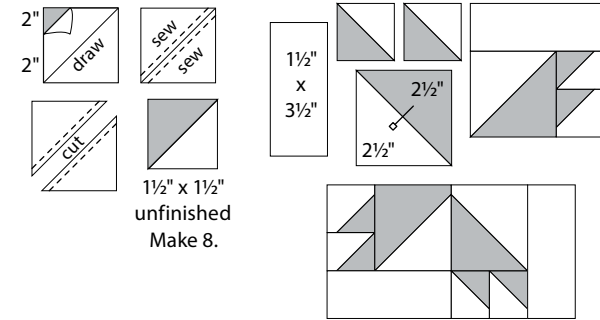
- 4-2½" squares
- 4-2" squares

Background

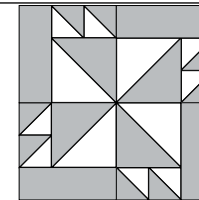
- 4-2½" squares
- 2-2" squares
- 4-1½" x 3½" rectangles

✂ - Easy Corner Triangle

Draw a diagonal line from corner to corner on the wrong side of the 4-2" background squares. Layer a marked square right sides together on a 2" print square. Sew ¼" from the diagonal line on each side. Cut on the diagonal line. Press open to make 2 triangle-squares. Trim to 1½" x 1½". Make 8 total.



Color Option



28

kate SPAIN

To learn more, visit: katespain.com

moda

MODAFABRICS.COM

#showmethemoda

moda

MODAFABRICS.COM

#showmethemoda