




Hearts and Geese



Cutting for 1 20" block

Fabric #1

place piece of
fabric here

Fabric #2

place piece of
fabric here

Fabric #3

place piece of
fabric here

Fabric #4

place piece of
fabric here



fabric #1 8 - 3" squares
3 - 6 3/4" squares
4 - 3 3/4" squares



fabric #2 1 - 6 3/4 square
8 - 3 3/4 square



fabric #3 4 - 3 3/4 square



fabric #4 4 - 3 x 5 1/2 rectangle

Piecing:

1. Make required flying geese blocks.

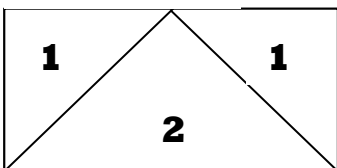
(we will make four at one time)

- a. use (1) $6\frac{3}{4}$ square and (4) $3\frac{3}{4}$
- b. make corner to corner on the smaller squares
draw lines or press crease
- c. lay two small squares on the top of the large square
right sides together
- d. stitch $\frac{1}{4}$ " from either side of the line/crease
- e. cut on the line/crease and press triangles up
- f. place another smaller square on the top right sides together
- g. stitch $\frac{1}{4}$ " from either side of the line/crease
- h. cut on the line/crease and press out
- i. repeat step f, g, h
for other piece
- j. trim pieces to $3 \times 5\frac{1}{2}$

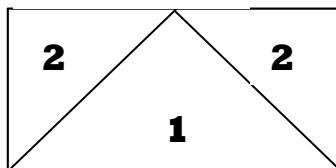


- * use color #2 (1) $6\frac{3}{4}$ square and color #1 (4) $3\frac{3}{4}$
- * use color #1 (1) $6\frac{3}{4}$ square and color #2 (4) $3\frac{3}{4}$
- * use color #1 (1) $6\frac{3}{4}$ square and color #2 (2) $3\frac{3}{4}$
color #3 (2) $3\frac{3}{4}$
(sew the same colors in step c and then the other color in step f)
- * use color #1 (1) $6\frac{3}{4}$ square and color #3 (2) $3\frac{3}{4}$
color #2 (2) $3\frac{3}{4}$

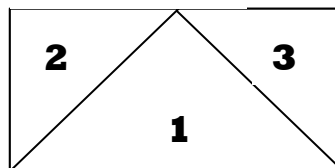
make 4



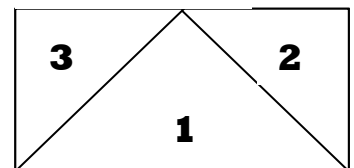
make 4




make 4

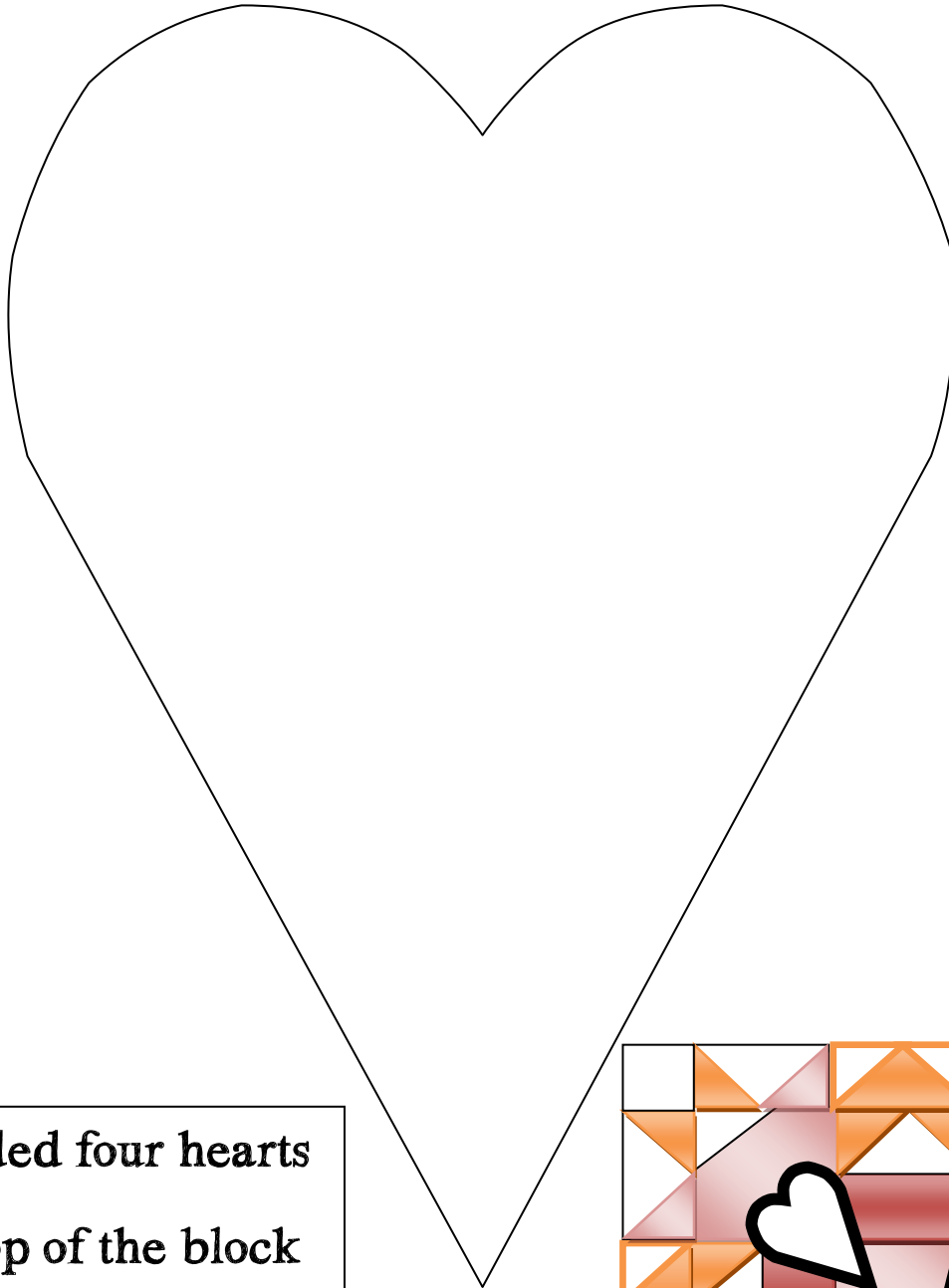


make 4




(numbers are for fabric choices)





**I added four hearts
on top of the block**



I plan of quilting this one block to use as a table topper.

If you would like to make more to use in a quilt you will need:

	Twin 59 1/2 x 81	Double 81 x 102 1/2	Queen/King 102 1/2 x 102 1/2
Blocks	6	12	16
Setting	2 x 3	3 x 4	4 x 4
Fabric #1 and Border #1	1 5/8	2 3/4	3 1/2
Fabric #2	1 1/4	2	2 1/2
Fabric #3 and cornerstones	7/8	1 1/2	1 3/4
Fabric #4 and sashing	1 5/8	2 1/2	3 1/4
Border #2	1 3/4	2	2 1/4
Binding	5/8	3/4	3/4

sashing and cornerstones are cut 2" * border #1 is 1 1/2" * border #2 is 7"

