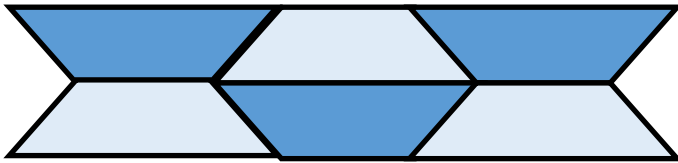


# HALF HEXI STRIP



made with Indigo Garden Fabrics...

*Seams Like Home*

## You will need:

mini half hexi template

2 1/2" strip package

Cut into 160 light hexi

160 dark hexi


1/3 yard of first border fabric

3/4 yard of second border fabric

## SEWING

1. Sew first strip 16 hexi long. Alternate light and dark.
2. Sew second strip starting with opposite color and opposite direction.
3. Repeat until you have 20 sewn strips.
4. Sew your 20 strips together.
5. Trim ends straight across.
6. Cut first border 2 1/2". Sew around quilt.
7. Second border is cut 5". Sew around quilt.

1

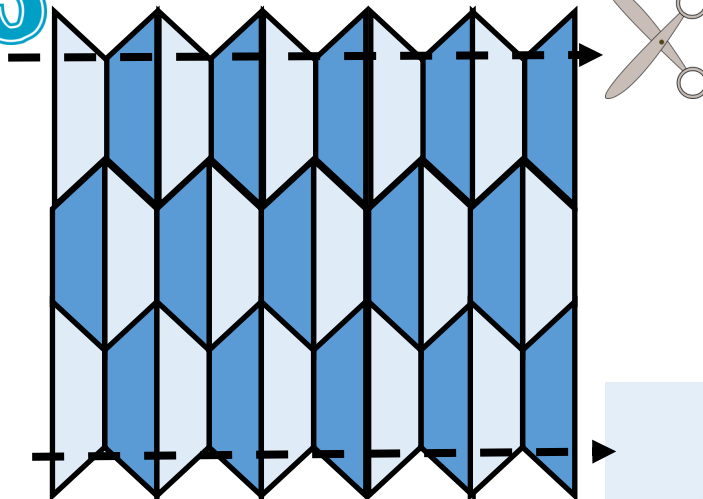


2


3



5



4



## FINISHING

Quilt Top is approximately 54" x 68"

3 yards of backing fabric needed

441 W. 5th  
Yorktown, Texas 78164



361-564-9455

sarah@alittlefabricstore.com