

*Date: 06/21/16  
Volume 1, Issue 6*

# *Reflections Framing & Stitching*

*Check out all the latest news and updates on what's happening in the shop. This month we have more on the State Fair, a new to the shop designer and much more!*

*7314 Harrison St  
Ralston NE 68128*

*Phone: 402-331-1740*

*Email: [julie@reflections-framing.com](mailto:julie@reflections-framing.com)*

**DATES TO REMEMBER:**

**Wednesday, June 22nd**

*I will be closed from  
12:15p.m. til 3:00p.m.  
for a Dr. appt.*

**Saturday, June 25th**

Last Saturday Stitch

11:00-4:00

**Monday, July 4th**

**Closed for the Holiday**

**Saturday, July 9th**

Second Saturday Stitch

11:00-4:00

**Saturday, July 30th**

Last Saturday Stitch

11:00-4:00

**Wednesday, August**

**10th ~ Deadline for  
entering the State Fair!**

**Sunday, August 14th**

State Fair Drop off in  
Seward

**Wed/Thursday August**

**17 & 18 ~ State Fair  
Drop off in Grand Island**

**Friday, August 26th**

State Fair Opens!

**Thursday, October**

**20th—23rd.**

Fall Retreat.

# Shop News

This month I would like to welcome Jody Rice of Satsuma Street to Reflections. Jody's designs are bright, colorful, fun and according to my daughter-in-law, more modern looking than dusty old samplers!

Jody's Pretty Little series depicts different cities all over the world. What a fun way to commemorate a special vacation or city that you live(d) in!



A couple more of Jody's pieces that I particularly like are Forest and Autumn Bird.



All of the charts shown above are in stock now. Stop in and check them out!

# The State Fair

## The Fair Part III

July is just around the corner and so is the deadline for entering the State Fair! Have you decided which piece or pieces you will be sending? There's still time to stitch up something new if that is your preference but everyone should be getting their pieces finalized in the next couple of weeks. Listen to what I say and not what I do. Procrastination is not a good thing when it comes to the Fair.

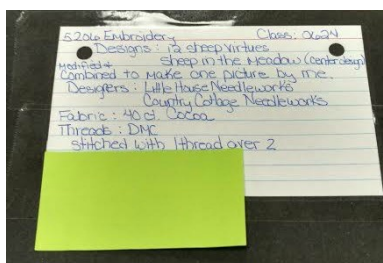
I spoke with my friend Laurie again and she plans to make a special trip this year from Grand Island to the shop and personally pick up our entries and then again to deliver them back to the shop!! This is such a nice thing for her to do and I can't tell you how lucky we are to have her help us out this way. I would like to have some idea on numbers before she finalizes her plans to come so if you plan to participate and make this the best showing in the counted cross stitch division ever, please send me an email stating you will be participating and an estimate of how many pieces you will be entering. I would hate for her to rearrange her schedule to make the trip only to have just a few participating. On the forms when you fill them out they will ask if you are picking up in Seward or in Grand Island. You will mark picking up in Grand Island.

I will need your entries properly packaged for travel delivered to the shop no later than August 10th. I do not have a lot of room for storing them safely so please do not bring them prior to August 6th.

What is proper packaging you ask? When I package mine, I use several layers of the little bubble wrap and then the padded brown Kraft paper you can buy from U-Haul. Otherwise use the big bubble wrap, little bubble wrap and brown Kraft paper. Be sure you have a tag on your piece stating your name, address and phone number and I always put a sticker on the outside of my packages with all the information on it. If it has glass make sure you indicate that on the outside of the package also.

Other Helpful Hints:

1. Make sure your glass is clean before packaging. The judges will look at that.
2. Give a little history of your piece. Name, designer, did you use the called for fabric and fibers or did you depart from the text and make some changes. Is it a design you modified in some way? If so, tell them about it. The more information they have the better. Here's an example of how I labeled one of mine. The sticky note covers up my personal information which is done before the judging so the judges do not know whose piece they are looking at.



3. If your piece has glass on it, make sure it also has spacers and indicate that on your information card.
4. Be sure you have a wire hanger on the pieces that are meant to be hung. If it has a saw tooth hanger, loop a piece of wire through the saw tooth for hanging purposes. (con't)

# *The State Fair*

## *Con't*

Feel free to call or visit me at the shop if you have any questions you need me to answer. I am here to help in whatever way I can short of stitching your piece for you. Not gonna do that people! You're on your own there!

I will end this months badgering session with the following quote from Helen Keller.





Check it out!

## New Models/Displays



A Big Thank You to Joyce Tomich, Mary Hildebrand, Roxy Voorhees and Sue Travis for taking time away from their own projects to stitch up some ornament models for the shop. You all did a wonderful job and I really appreciate the help! Thank You!!



I stitched and finished my very first Strawberries! They were a bit intimidating but the finishing wasn't as bad as I anticipated thankfully and I love how they came out!



Our color conversion for Betsy's Tart became an internet sensation, as did the framing. I've shipped the frame all over the U.S.



Finally finished Sampler Hill from With Thy Needle and Thread. Love the soft colors.



And while not a finish or model, I love this adorable chair I picked up at the antique mall. The color was perfect for the shop!

# New New New!!

## New in the Shop


Here's a sampling of some of the newest designs that are in stock and available now!



Long May She Wave ~  
Little House Needle-  
works/Classic Color-  
works



Lizzie  
Kate -



Year Book  
Series :



January/  
February

March/  
April

May/June




Heartland Sampler  
The Scarlett House



For We  
Walk By  
Faith

Fourth of July Picnic  
Samplers Not Forgotten



Home is Where the Heart is.  
The Pink Needle



Summer Roses by  
Abby Rose Designs



Little House  
Needleworks  
Little Lady  
Liberty



Button Posies -  
Pin Keep and  
Scissor Weight  
The Scarlett  
House

We have many more new  
items in stock that we don't  
have room to show so please  
stop in and check them out!

Keep your needle singing and  
we'll catch you next month!!