

Studio News

The September/October 2019 newsletter of
Mosaic Yarn Studio, Ltd.

109 W. Prospect Ave. Mount Prospect, IL 60056
Phone: (847) 390-1013 Fax: (847) 390-1256
Web: www.mosaicyarnstudio.com

Agnes CAL

All Wednesdays in
September
6 - 8 p.m.

Featuring Filatura di
Crosa Fancy Gioiello
yarn or choose the
fingering weight yarn
of your choice.
Size C crochet hook.

Sizing Small to XL.

All yarn must be purchased from MYS.



CUSTOMFIT by amy herzog

So most of you know that Darlene is all about fit. And, several have voiced the idea that they would like a basic sweater pattern with a little more interest. Well, now you can have a pattern custom written for your measurements and your gauge. Darlene will walk you through the process in this class.

Thursday, 1- 3 p.m.
September 26, October 10, 24, November 7

Fee: \$96

Visit <https://customfit.amyherzogdesigns.com/info/>
for more info on the process and to see the designs available. Pre-registration required.

Stained Glass Brioche KAL (designed by Iris Schreier)

Thursdays in September, 6 - 8 p.m.

We will be making the large shawl with 2
skeins of Merino Cloud in 2 colors (A and B)
(800 yards total, 400 yards in each color); size
US 7 32" - 40" circular needle.



Downward Flow Shawl KAL (designed by Grace Akhrem)

Join us as we knit Grace Akhrem's new design, *Downward Flow* with fellow knitting enthusiasts. Use Molly Girl yarns Rock Star Sport or the sport weight yarn of your choice. Shawl incorporates a little short rows & a little brioche. Please register.

Sundays, September 15, 22 & 29, 2 - 4 p.m.



Knitting Classes

Beginning Knitting

During the first 2 classes, you will learn to cast on, knit, purl, increase, decrease & cast off. On the 3rd class session, you will pick out an easy project, learn to read knitting instructions & work on your chosen project for the remainder of the course.

Fee: \$82/4 week class..



Tues. September 3 to 24 (with Nick) 5:30 - 7 p.m.
Thurs. September 5 to 26 (with June) 4:30 - 6 p.m.
Sun. September 8 to 29 (with staff) 12:30 - 2 p.m.
Tues. October 8 to 29 (with Darlene) 10:30 a.m. - 12p.m.
Thurs. October 3 to 24 (with Nick) 4 - 5:30 p.m.

Materials: US 8 to 10 knitting needle; one 100 gram ball of worsted weight yarn (preferably a wool or wool blend). **All materials must be purchased from Mosaic Yarn Studio. Registered students get a 10% discount on class supplies! Beginning Knitting can be taken only two times**

Intermediate Knitting/ Crocheting

Intermediate Knitting/Crocheting

You will learn more advanced techniques of your choice. For example, you can choose a simple cabled sweater pattern, a fair isle pattern, an intarsia pattern - the choice is yours! This class can be taken over and over and over and over. **All yarn must be purchased from MYS for Intermediate classes.**

Fee: \$96/session 4 weeks
Special Fee: \$345/4 consecutive sessions (16 weeks)
One Day Class Fee*: \$27 1 day
**Available if class is not full and on Saturdays. 24 hour notice required.*

Monday Afternoons with Darlene 1- 3 p.m.
September 23 to October 21 (No Class October 14)
October 28 to November 25 (No Class November 18)
December 9 to 30
January 6 to 27

Tuesday Afternoons with Darlene 1 - 3 p.m.
August 20 to September 17 (No Class September 3)
September 24 to October 22 (No Class October 1)
October 29 to November 19
November 26 to December 17

Wednesday Afternoons with Darlene 1 - 3 p.m.
September 11 to October 9 (No Class October 2)
October 16 to November 6
November 13 to December 11 (No Class November 27)
January 8 to 29

Thursday Afternoons with Courtney 12 - 2 p.m.
August 29 to September 19
September 26 to October 17
October 24 to November 14
November 21 to December 28 (No Class November 28)

Thursday Evenings with Darlene 6 - 8 p.m.
October 10 to 31
November 7 to December 12
(No Class November 14 & 28)
December 19 to January 16 (No Class December 26)
January 23 to February 13

Saturday Mornings with Darlene 10 a.m. - 12 p.m.
(All Saturdays are one day classes now!) \$27/day
September 21 & 28
October 12, 19 & 26
November 2
December 14 & 21



"Audition KAL"



Knit Purl Hunter's Final KAL

**Thursdays in
October, 6 - 8 p.m.**



Yes! You heard it right! Knit Purl is going on sabbatical and this will be her final mystery KAL. Her leave is bitter sweet, as she leaves us with all her wonderful videos, books and patterns.

This generously sized asymmetrical shawl debuts four unique stitch pattern. Each pattern features interesting stitches along with improved ways to execute old standards.

The shawl is knit using the lovely shades of **Simplicity Spray or Simplicity Tonal** by **HiKoo®** and is paired with two skeins of solid **HiKoo® Simplicity**.

Pre-registration required.

Technique Classes

Correcting Mistakes with Darlene Joyce

Are you tired of running into the shop every time the stitches fall off the needle? Come and learn how to correct common mistakes made while knitting. You will learn to pick up dropped stitches in stockinette, garter, and at the end of the row. The class will include exercises in dropping down pattern stitches, picking up dropped stitches, and ripping out rows of knitting and getting stitches back on the needle. Please pick up homework sheet.




Sat. September 7
Wed. September 25
Fee: \$32

1 - 3 p.m.
5 - 7 p.m.
2 hour class

Finishing with Darlene Joyce

Learn professional finishing techniques that will make your sweater look "handmade" rather than "homemade." The class includes ideas on planning for finishing, weaving in ends, calculating the pick up sequence along edges, etc. Using swatches that you prepare before class, you will practice seaming techniques and leave with skills that will make finishing a pleasant experience rather than a nightmare. Please pick up homework sheet.



Sat. October 26
Fee: \$32

1 - 3 p.m.
2 hour class

Top 10 Reasons You Should be on Our Email List:

- 1) Get notification of a new newsletter posted
- 2) Know what classes/events are coming up
- 3) Get reminders of classes/events you signed up for
- 4) Teachers can quickly email you about your class
- 5) Learn about the newest products
- 6) See what has been added to our website
- 7) Get a "Birthday Coupon for 20% off" (We need your birthday for this one)
- 8) Get incentive coupons
- 9) Get notifications of sales
- 10) It is easy to unsubscribe



Go to www.mosaicarnstudio.com and sign up for our mailing list now!

Project Classes

Hester's Cowl (Two Color Brioche)

with June Sorensen

(Designed by Versaci Knits)

Have you tried brioche knitting and want to take it to the next level? Here is a project that uses basic brioche and two color brioche. Choose your favorite three colors of Debbie Bliss Cashmerino and you're ready to go!



Sun. September 8

Sat. October 19

Fee: \$32

2 - 4 p.m.
10 a.m. - 12 p.m.
2 hour class

Christmas Stocking

with Darlene Joyce

Try your hand at fair isle knitting and while making a beautiful Christmas stocking in time for the holidays. We will use Nancy Lindberg's Christmas Stockings pattern and worsted weight yarn. Sample is made in Brown Sheep's Lambs Pride and a size 9 16" circular needles.



Sat. September 21, 28 & October 12
1 - 3 p.m.

Fee: \$66

3 week class

DK Brioche Bandana with Nick Clewell

This stylish unisex cowl is knit in the 2 color brioche stitch. The pattern is worked both in the round and flat. It's tapered in the back so it fits nicely around the neck and under the jacket. Students will learn how to decrease in brioche. One size fits most, this is warm and super soft. 24" around, 14" from cast on to point.



Tuesday, October 1 & 15 5 - 7 p.m.

Fee: \$50

2 week class

Fair Isle Hat with Darlene Joyce

Learn fair isle knitting while making a hat. You will choose the fair isle motifs to make yours one of a kind. Materials needed are 5 colors of worsted weight yarn and a 16" circular needles in sizes US 5 & US 7 and double pointed needles in a size US 7. Please cast on 100 sts, join in the round and do a k1, p1 ribbing for 1 1/4" before class.



Sat. October 19

Fee: \$32

1 - 3 p.m.
2 hour class

Lintilla with Darlene Joyce

Part of her “Hitchhiker Series”, Martina Belm describes her love for garter stitch and her design, Lintilla. “Most hand-dyed yarns look really fab in it. So I just could not resist to design another little garter stitch shawllette: Lintilla. It comes with a special long and narrow triangular, slightly asymmetrical construction and a beautiful scalloped, subtly ruffled edge that is really fun to make.”



Wed. October 16 & 30
Fee: \$55

6 - 8 p.m.
2 week class

Hannah's Honeydew Hat with Kate Joyce

Using a basic linen stitch this adorable hat is made in two complementary colors of HiKoo's Simplicity. Simplicity is a customer favorite yarn because of its range of colors and because it is easy to knit with. Come pick your favorite color combination and join Kate in the fun of learning something new. Designed by Hannah Mann. Homework: Cast on and knit ribbing before class.



Sat. October 19 & 26
Fee: \$55

1 - 3 p.m.
2 week class



Fjell CAL

Fridays,
October 11 to
November 1
1 - 3 p.m.

This design uses mosaic crochet technique – a very simple and fun. Ornamental mosaic on the yoke is growing into mosaic panels on the body and sleeves

Only basic crochet stitches are used here (single crochet, double crochet and chains – US terms). And there are almost no ends to weave in, as we use one color for two rows and the yarn is changed in the end of the row without cutting.

The pattern contains full written instructions row-by-row together with charts, and you can follow both. Additionally a heavy photo-tutorial is placed in the very end of the pattern to guide you through every row of mosaic panels.

Pre-registration required.

Crochet Classes

Beginning Crochet

This class is for beginners. You'll get started with chain, single, and double crochet stitches. Chose a skein of Plymouth Encore and a H hook and you will be on your way!

Fee: \$82/4 week class.



Wed. October 2 to 23 (with Pattie)

6:30 - 8 p.m.

Thurs. September 12 to October 3

2 - 3:30 pm.

Sun. October 13 to November 3 (staff)

12- 1:30 p.m.

C2C (Corner to Corner) Crochet with Pattie Aaron

Learn basic corner to corner crocheting while working

on a cowl. Pattie will show you the basics and you can determine how wide and long you want your cowl. You can use any sport to worsted weight yarn your choice from our large selection and the hook that is appropriate for the yarn.



Sun. September 22

2 - 4 p.m.

Fee: \$32

2 hour class

Berlin Hat with Pattie Aaron

Designed by Kiku Corner. This hat is named after the beautiful but gritty city Berlin, which she used to visit every summer as child.

The Berlin Hat pattern works best in a tonal-dyed yarn. The Fiber Seed Sprout DK (solids) would work well. The Berlin Hat pattern is multi-sized, so there are directions to fit toddlers, children, and adults. The adult pattern has options for either a slouchy fit or a closer beanie/toque fit.



Sun. October 20

2 - 4 p.m.

Fee: \$32


2 week class

Mandalas Monthly

1st Sunday of every Month, 2 - 3:30 p.m.

Cost is \$12/month

Month	Mandala
September 8	Stanley's Labrith
October 13	Magical Wheel
November 3	Harvest Moon
December 8	Candy Dishes



Weaving Classes

Rigid Heddle Weaving: Color Play

with Georg Luxton

Learn plaids and stripe color patterns with your rigid heddle loom. Knowledge of plain weave (tabby weave) necessary. Students must know how to warp a loom.

Tues. September 10, 24 & October 8
5 - 7 p.m.

Fee: \$55



2 week class

Intro to Rigid Heddle Weaving: Getting to Know Your Loom

with Georg Luxton

Learn the parts of the loom and weaving terminology. Students will assemble their loom, warp it and do a balanced weave using worsted weight yarn purchased from MYS.

You can also have the MYS staff put your loom together for you for a \$25 fee. This basic class is a spring board for more advanced weaving technique classes to come. If bringing own loom, make sure it is a rigid heddle and is no bigger than 20". Check with Georg if your are uncertain.



Sat. September 14, 28 & October 5 10 a.m. - 12 p.m.

Fee: \$72 (\$44 with purchase of Sample It! Loom)

Looms available to rent for \$25 3 week class

Rigid Heddle Weaving: Log Cabin

with Georg Luxton

The Log Cabin pattern is a **color-and-weave** pattern which basically means that the way the warp and weft strand colors interlock creates the pattern. Knowledge of plain weave (tabby weave) necessary. Students must know how to warp a loom.

Sat. September 14 & 28
1 - 3 p.m.

Fee: \$55

2 week class



Intro to Frame Weaving with Georg Luxton

Using a frame loom, students will learn some basics of weaving, including how to warp the frame, how to create some simple stitches and how to let the design process flow while making a simple wall hanging. No experience needed.



Tues. October 1


Fee: \$32

5 - 7 p.m.

2 hour class

Advanced Frame Weaving with Georg

If you know how to warp and weave on your frame loom - learn some different weaving techniques to make your weavings even more interesting. Explore increase/decrease, looping, twill, negative space, rya and soumak.




Tues. October 8 5 - 7 p.m.

Fee: \$32 2 hour class

Lace Pickup Techniques

(for rigid heddle weavers). You will learn warp manipulated lace weaves such as: Leno Lace, Spanish Lace, Danish Medallion and Brooks Bouquet. Leave with a sampler and many new skills! Bring your own loom PRE WARPED with 3 yards of smooth, not textured cotton, linen or other strong blend. Wefts can be the same as the warp or a variety of other yarns, weights and textures.



Tues. Oct 22 & 29

Fee: \$55

5 - 7 p.m.

2 week class

Rent-a-Loom

Rent a Sample It

Rigid Heddle loom for class

Fee: \$25*

Duration: Length of Class

Loom must stay in the store. Students can come to store during open hours to weave on project.

*can put toward purchase of a loom

Just for Fun!

HOLIDAY HUES

Tuesday, October 29, 11 a.m. - 5 p.m. &

Wednesday, October 30, 11 a.m. - 8 p.m.

Thursday, October 31, 11 a.m. - 8 p.m.

In celebration of **Halloween**, all **Orange, Purple & Black** yarn is 20% off!



CUSTOMFIT

by amy herzog

We are now offering Custom Fit services for everyone. You must:

- 1) Be measured.
- 2) Choose/Purchase yarn from MYS.
- 3) Knit a decent size swatch (6" x 6").
- 4) Pick which sweater you want to make.
- 5) Pay \$20/1st design and \$10/additional ones

Private lessons can be scheduled as needed if additional help is need. Email to make an appointment at info@mosaicystudio.com.

Class Policies

Class Materials: Except when noted, yarns **must** be purchased from Mosaic Yarn Studio. Come in as soon as possible to pick out your supplies in case we need to order something. *Students receive a 10% discount on all class materials! Please come to class with any gadgets you might need!*

Pre-Registration: Pre-registration is required for all classes. You may register by phone with a credit card or online. Of course, you can always register in person!

Minimum: A minimum of students is required in order for a class to run. You will be notified one week in advance if the minimum is not met and your deposit will be refunded.

Cancellation: Store credit can be issued for your deposit if we are notified one week before the start of class. After this point, deposits are non-refundable. Out of courtesy to our instructors, no make-up classes are given.

All Classes: 100% payment is due at the time of registration.

Private & Semi-Private Lessons

We offer private lessons at **\$32.00 per hour** and Semi-Private (2 students) lessons at **\$50 per hour**. Call the shop at 847-390-1013 or stop by & we can set something up for you with one of our instructors.

- ◆ **One hour minimum please**
- ◆ **Pre-payment required**



Store Hours

Tuesday & Friday	11 a.m. to 5 p.m.
Wednesday & Thursday	11 a.m. to 8 p.m.
Saturday	10 a.m. to 5 p.m.
Sunday	12 p.m. to 5 p.m.



Mosaic Yarn Studio is located in downtown Mount Prospect at 109 W. Prospect Ave. on the South Side of the Metra Railroad Tracks.



Like us on facebook at:
facebook.com/mosaicystudio
and



Follow us on twitter at:
twitter.com/mosaic_yarn
and



Follow us on instagram at:
instagram.com/mosaicystudio
and



Follow us on Ravelry at:
ravelry.com/groups/mosaic-yarn-studio